



LAS VIRGENES MUNICIPAL WATER DISTRICT
4232 Las Virgenes Road, Calabasas CA 91302

AGENDA
REGULAR MEETING

Members of the public wishing to address the Board of Directors are advised that a statement of Public Comment Protocols is available from the Clerk of the Board. Prior to speaking, each speaker is asked to review these protocols and **MUST** complete a speakers' card and hand it to the Clerk of the Board. Speakers will be recognized in the order cards are received.

The **Public Comments** agenda item is presented to allow the public to address the Board on matters not on the agenda. The public may present comments on any agenda item at the time the item is called upon for discussion.

Materials prepared by the District in connection with subject matter on the agenda are available for public inspection at 4232 Las Virgenes Road, Calabasas, CA 91302. Materials prepared by the District and distributed to the Board during this meeting are available for public inspection at the meeting or as soon thereafter as possible. Materials presented to the Board by the public will be maintained as part of the records of these proceedings and are available upon written request to the Clerk of the Board.

12:00 AM

March 24, 2015

PLEDGE OF ALLEGIANCE

1. **CALL TO ORDER AND ROLL CALL**
2. **APPROVAL OF AGENDA**
3. **PUBLIC COMMENTS**

Members of the public may now address the Board of Directors **ON MATTERS NOT APPEARING ON THE AGENDA**, but within the jurisdiction of the Board. No action shall be taken on any matter not appearing on the agenda unless authorized by Subdivision (b) of Government Code Section 54954.2

4. **CONSENT CALENDAR**

A List of Demands: March 24, 2015 (Pg. 4) Approve

B Investment Report for the Month of February 2015 (Pg. 34) Receive and File

Receive and file the Investment Report for the Month of February 2015.

C SCADA Wired Telecommunications Network: Upgrade of AT&T Services (Pg. 45)

Accept the quote from ACC Business and authorize the General Manager to execute a two-year multi-service agreement, in the amount of \$54,000, to upgrade the District's wired SCADA telecommunications services.

D Purchase and Delivery of Fire Hydrants: Request for Bids (Pg. 53) Approve

Approve a Request for Bids for the purchase and delivery of fire hydrants.

5. ILLUSTRATIVE AND/OR VERBAL PRESENTATION AGENDA ITEMS**A Legislative and Regulatory Updates****B Water Supply Conditions and Drought Response (Pg. 55)****6. TREASURER****7. FACILITIES AND OPERATIONS****A Tract No. 44352 Calabasas Ridge Recycled Water Main Extension Project: Construction Award (Pg. 68)**

Award a construction contract to Toro Enterprises, Inc., in the amount of \$76,900; reject all remaining bids upon receipt of the duly executed contract documents; and approve an additional appropriation, in the amount of \$24,490, for CIP Job No. 10591.

B California Wildlife Center: Temporary Use of Area at Rancho for Sea Lion Triage (Pg. 70)

Authorize the General Manager to execute a lease agreement, in a form approved by District Legal Counsel and for a nominal amount of \$1.00, with the California Wildlife Center to establish a temporary, emergency triage area for California sea lion pups near the centrate treatment facility.

8. INFORMATION ITEMS**A Records Management: Scanning of Vital Records (Pg. 75)****9. NON-ACTION ITEMS****A Organization Reports**

(1) MWD Representative Report/Agenda(s)

(2) Other

B Director's Reports on Outside Meetings**C General Manager Reports**

(1) General Business

(2) Follow-Up Items

D Director's Comments

10. FUTURE AGENDA ITEMS

11. PUBLIC COMMENTS

Members of the public may now address the Board of Directors **ON MATTERS NOT APPEARING ON THE AGENDA**, but within the jurisdiction of the Board. No action shall be taken on any matter not appearing on the agenda unless authorized by Subdivision (b) of Government Code Section 54954.2

12. CLOSED SESSION

A Conference with District Counsel – Existing Litigation (Government Code Section 54956.9(a)):

Las Virgenes - Triunfo Joint Powers Authority v. United States Environmental Protection Agency and Heal the Bay, Inc. v. Lisa P. Jackson

B Conference with District Counsel – Public Employment Performance Evaluation (Government Code Section 54957):

Title: General Manager

Facilitator: Irwin N. Jankovic, Ph.D., Metropolitan Water District of Southern California

13. OPEN SESSION AND ADJOURNMENT

LAS VIRGENES MUNICIPAL WATER DISTRICT

To: JAY LEWITT, TREASURER

Payments for Board Meeting of: March 24, 2015

Upon certification by the Treasurer the checks and wire transfers were correct and supporting documents available, it is recommended the following demands on the various funds be approved and payments authorized.

Wells Fargo Bank A/C No. 4806-994448

Checks Nos. 68615 through 68770 were issued in the total amount of \$ 1,572,456.39

Payments through wire transfers as follows:

None

Total payments \$ 1,572,456.39

(Reference is hereby made to these demands on file in the District's Check Register and by this reference the same is incorporated herein and made a part hereof.)

**CHECK LISTING FOR BOARD MEETING
03/24/15**

Company Name	Company No.	Check No. 68615 thru 68650 03/10/15	Check No. 68651 thru 68696 03/17/15	Check No. 68697 thru 68770 03/24/15	Total
		Amount	Amount	Amount	
Potable Water Operations	101	39,206.89	105,642.94	72,896.81	217,746.64
Recycled Water Operations	102		379.02	750.00	1,129.02
Sanitation Operations	130	2,400.00		46,113.13	48,513.13
Potable Water Construction	201				0.00
Water Conservation Construction	203				0.00
Sani- Construction	230				0.00
Potable Water Replacement	301	2,133.00	7,271.50	672,620.54	682,025.04
Reclaimed Water Replace	302				0.00
Sanitation Replacement	330				0.00
Internal Service	701	31,256.95	58,604.68	30,871.31	120,732.94
JPA Operations	751	7,133.05	142,741.16	92,541.89	242,416.10
JPA Construction	752				0.00
JPA Replacement	754		5,807.89	272,382.63	278,190.52
Total Printed		82,129.89	320,447.19	1,188,176.31	1,590,753.39

Voided Checks/payment stopped:

Chk#68409 101 (18,297.00)

ITEM 4A

Total Voids 0.00 (18,297.00)

Net Total 63,832.89 320,447.19 1,188,176.31 1,572,456.39⁵

Batch Number - 236490

Bank Account - 00146807 Cash-General

Payment Number	Payment Date	Address Number	Name	Payment Stub Message	Document Ty	Document Number	Key Itrm	Key Co	Amount	Invoice Number
68615	03/10/15	19269	ACC BUSINESS	INTERNET	PV	137818	001	00701	960.56	150437091
				1/11-2/10/15						
				Payment Amount					960.56	
68616	03/10/15	5625	ASSOC. OF WATER AGENCIES OF VENTURA CO	2015 WTR SYMP SPNSRSHP	PV	137773	001	00701	1,000.00	05-8427
				Payment Amount					1,000.00	
68617	03/10/15	2869	AT&T	SRV	PV	137835	001	00101	83.54	2150/022015
				2/20-3/19/15						
				SRV	PV	137836	001	00101	84.37	0192/022515
				2/25-3/24/15						
				SRV	PV	137837	001	00701	428.03	0119/022215
				2/22-3/21/15						
				SRV	PV	137838	001	00101	87.95	2430/022315
				2/23-3/22/15						
				SRV	PV	137839	001	00101	152.95	0210/022315
				2/23-3/22/15						
				SRV	PV	137840	001	00101	84.87	5388/022315
				2/23-3/22/15						
				SRV	PV	137841	001	00101	84.87	7426/022315
				2/23-3/22/15						
				SRV	PV	137842	001	00701	91.77	1984/022315
				2/23-3/22/15						
				Payment Amount					1,098.35	
68618	03/10/15	2407	ATLAS TOWING	TOW VEH#865	PV	137783	001	00701	110.00	50827
				TOW VEH#892	PV	137784	001	00701	205.00	50828
				Payment Amount					315.00	
68619	03/10/15	19515	CARRIE BALTIM	TURF RMVL REBATE	PV	137834	001	00101	18,298.00	0000451220
				Payment Amount					18,298.00	
68620	03/10/15	19173	CALABASAS HIGH SCHOOL COYOTE FOOTBALL	CHS FOOTBALL SPNSRSHP	PV	137786	001	00101	250.00	030415
				Payment Amount					250.00	
68621	03/10/15	4490	CALIFORNIA URBAN WATER CONS. COUNCIL	MEMBERSHIP-20 15	PV	137781	001	00701	3,725.57	G1-2015-147
				Payment Amount					3,725.57	
68622	03/10/15	2541	CITY OF	PERMIT-4353	PV	137787	001	00101	195.00	14/15-094
				Payment Amount					195.00	

ITEM 4

Batch Number - 236490

Bank Account - 00146807 Cash-General

Payment Number	Payment Date	Address Number	Name	Payment Stub Message	TY	Document Number	Key	Amount	Invoice Number
							Item Co		
			WESTLAKE VILLAGE	PK TERRACE					
68623	03/10/15	17061	CWEA TRI-COUNTIES SECTION	Payment Amount REG-WRKSHIP 3/12/15 (2)	PV	137891	001 00701	195.00 60.00	031015
68624	03/10/15	19124	DICKSON CO.	REG-WRKSHIP 3/12/15 (2)	PV	137892	001 00701	60.00	031215
68625	03/10/15	15826	EMPIRE PIPE CLEANING & EQUIPMENT INC.	Payment Amount CALIB 2 PRSSR RECRDRS Payment Amount LIFT STN CLEAN/VACUUM	PV	137779	001 00101	120.00 447.00 2,400.00	967461
68626	03/10/15	15435	ESTES EXPRESS LINES	Payment Amount FREIGHT TO FAIRFLD SVC CO	PV	137817	001 00751	2,400.00 1,592.21	210-0443875
68627	03/10/15	2658	FEDERAL EXPRESS CORP	Payment Amount 1 PKG DEL 2/26/15	PV	137894	001 00701	24.74	2-960-21083
68628	03/10/15	19350	TRAVIS GARMAN	Payment Amount 2 HEATERS@C/S	PV	137774	001 00701	24.74 106.78	030315
68629	03/10/15	17293	VERONICA L. HURTADO	Payment Amount REIMB-UNIFORM S	PV	137785	001 00701	206.59	UNIFORMS/14-15
68630	03/10/15	4144	INTERSTATE BATTERY SYSTEMS	Payment Amount VEH#833,322,8 59,831&STCK BTRY	PV	137827	001 00701	206.59 1,002.04	51031265
68631	03/10/15	2611	LA DWP	Payment Amount RECTIFIER 1/26--2/25/15	PV	137819	001 00101	1,002.04 40.97	557160/022615
68632	03/10/15	3352	LAS VIRGENES MUNICIPAL WATER DISTRICT	Payment Amount EQSTRN TNK 12/15--2/12/15	PV	137893	001 00101	123.65	0896/021815
				Payment Amount				123.65	

ITEM 4

Batch Number - 236490

Bank Account - 00146807 Cash-General

Payment Number	Payment Date	Address Number	Name	Payment Stub Message	Ty	Document Number	Key Item	Key Co	Amount	Invoice Number
68633	03/10/15	3164	LEMIEUX & O'NEILL	RETAINER-FEB'15	PV	137775	001	00701	7,000.00	140-999M/0215
				PROF	PV	137776	001	00701	217.25	140M/0215
				SRV-FEB'15	PV	137776	002	00701	2,673.71	140M/0215
				PROF	PV	137776	003	00701	7.48	140M/0215
				SRV-FEB'15	PV	137776	004	00701	1,580.00	140M/0215
				PROF	PV	137776	005	00701	1,607.00	140M/0215
				SRV-FEB'15	PV	137776	001	00701	13,085.44	022015
68634	03/10/15	18695	JOSEPH LILLIO	Payment Amount MEALS/MILEG-C SMFO CONF	PV	137822	001	00701	375.48	
				2/16--20						
				Payment Amount					375.48	
68635	03/10/15	17229	OMEGA ENGINEERING, INC.	3 PRESSURE GAUGES	PV	137824	001	00701	1,027.90	C00000024055
				2 PRESSURE GAUGES	PV	137825	001	00701	109.00	C00000031962
				Payment Amount					1,136.90	
68636	03/10/15	19164	DONALD PATTERSON	MILEAGE/PKG-C SMFO CONF	PV	137821	001	00701	366.97	022015
				2/16--20						
				Payment Amount					366.97	
68637	03/10/15	18821	LEONARD POLAN	REIMB EXP-CASA DC CONF 2/23-28	PV	137882	001	00701	1,778.47	022815
				Payment Amount					1,778.47	
68638	03/10/15	13645	PSOMAS	PROF SRV 12/16-1/31/15	PV	137890	001	00701	2,133.00	104098
				Payment Amount					2,133.00	
68639	03/10/15	2585	PURETEC	FEB'15 TANK EXCHNG	PV	137883	001	00701	200.00	1389940
				JAN'15- 14" RNTL	PV	137884	001	00701	219.12	1380505
				Payment Amount					419.12	
68640	03/10/15	2948	SMITH PIPE & SUPPLY	30 GAL HERBICIDE	PV	137823	001	00701	1,267.13	2798194

ITEM 4A

Batch Number - 236490
Bank Account - 00146807 Cash-General

Payment Number	Payment Date	Address Number	Name	Payment Stub Message	Document Ty	Document Number	Key Firm	Key Co	Amount	Invoice Number
68641	03/10/15	16034	TASC	Payment Amount FSA FEES 4/15-6/15	PV	137772	001	00701	796.50	IN493855
68642	03/10/15	3999	THOMPSON INDUSTRIAL SUPPLY INC.	Payment Amount GEAR REDUCER@RLV	PV	137829	001	00701	2,205.35	376207
68643	03/10/15	19135	TRANSUNION RISK & ALTERNATIVE DATA SOLUT	Payment Amount ONLN SRCH BAD DBT 2/15	PV	137782	001	00701	123.00	974571/FEB15
68644	03/10/15	3003	U.S. POSTAL SERVICE (HASLER)	Payment Amount PRE-PD POSTAGE#23964 3	PV	137888	001	00701	5,000.00	239643/030615
68645	03/10/15	18810	UNIFIRST CORPORATION	Payment Amount 2/15 MATS/TWLS,UNI FRMS@TAPIA 2/15 MATS/TWLS,UNI FRMS@TAPIA 2/15 MATS/TWLS,UNI FRMS@TAPIA 2/15 MATS/TWLS,UNI FRMS@TAPIA 2/15 MATS/TWLS,UNI FRMS@TAPIA 2/15 MATS/TWLS,UNI FRMS@TAPIA 2/15 MATS/TWLS,UNI FRMS@TAPIA	PV	137789	001	00701	45.40	705254
					PV	137789	002	00701	17.60	705254
					PV	137790	001	00701	45.40	706784
					PV	137790	002	00701	47.10	706784
					PV	137791	001	00701	45.40	708355
					PV	137791	002	00701	17.60	708355
					PV	137792	001	00701	45.40	709920
					PV	137792	002	00701	47.10	709920

Payment Number	Payment Date	Address Number	Name	Payment Stub Message	Ty	Document Number	Item	Co	Key	Amount	Invoice Number
				MATS/TWLS,UNI							
				FRMS@TAPIA							
				2/15	PV	137793	001	00701		13.88	705253
				MATS/TWLS,UNI							
				FRMS@WLK							
				2/15	PV	137793	002	00701		6.40	705253
				MATS/TWLS,UNI							
				FRMS@WLK							
				2/15	PV	137794	001	00701		13.88	706783
				MATS/TWLS,UNI							
				FRMS@WLK							
				2/15	PV	137794	002	00701		17.90	706783
				MATS/TWLS,UNI							
				FRMS@WLK							
				2/15	PV	137795	001	00701		13.88	708354
				MATS/TWLS,UNI							
				FRMS@WLK							
				2/15	PV	137795	002	00701		6.40	708354
				MATS/TWLS,UNI							
				FRMS@WLK							
				2/15	PV	137796	001	00701		13.88	709919
				MATS/TWLS,UNI							
				FRMS@WLK							
				2/15	PV	137796	002	00701		17.90	709919
				MATS/TWLS,UNI							
				FRMS@WLK							
				2/15	PV	137797	001	00701		188.55	705256
				MATS/TWLS,UNI							
				FRMS@HQ							
				2/15	PV	137798	001	00701		209.55	706786
				MATS/TWLS,UNI							
				FRMS@HQ							
				2/15	PV	137799	001	00701		188.55	708357
				MATS/TWLS,UNI							
				FRMS@HQ							
				2/15	PV	137800	001	00701		209.55	709922
				MATS/TWLS,UNI							
				FRMS@HQ							
				2/15	PV	137801	001	00701		20.34	705255
				MATS/TWLS,UNI							
				FRMS@RLV							

Batch Number - 236490
Bank Account - 00146807 Cash-General

Payment Number	Payment Date	Address Number	Name	Payment Stub Message	Document Ty	Document Number	Key Irm	Key Co	Amount	Invoice Number
				2/15 MATS/TWLS,UNI FRMS@RLV	PV	137801	002	00701	20.80	705255
				2/15 MATS/TWLS,UNI FRMS@RLV	PV	137802	001	00701	20.34	706785
				2/15 MATS/TWLS,UNI FRMS@RLV	PV	137802	002	00701	30.30	706785
				2/15 MATS/TWLS,UNI FRMS@RLV	PV	137803	001	00701	20.34	708356
				2/15 MATS/TWLS,UNI FRMS@RLV	PV	137803	002	00701	20.80	708356
				2/15 MATS/TWLS,UNI FRMS@RLV	PV	137804	001	00701	20.34	709921
				2/15 MATS/TWLS,UNI FRMS@RLV	PV	137804	002	00701	30.30	709921
				COVERALLS-JC OFFMAN	PV	137805	001	00701	24.42	706552
				Payment Amount				1,419.30		
68646	03/10/15	2436	VINCE BARNES AUTOMOTIVE	VEH#858 RPRS	PV	137778	001	00701	614.73	020793
				VEH#861 RPRS	PV	137780	001	00701	806.19	020804
				Payment Amount				1,420.92		
68647	03/10/15	2729	VULCAN MATERIALS CO.	39.87 TN ASPHALT	PV	137777	001	00701	886.84	70688845
				Alt Payee 6457 VULCAN MATERIALS COMPANY FILE 55572 LOS ANGELES CA 90074-5572				886.84		
68648	03/10/15	3035	VWR SCIENTIFIC	FAUCET-CUBITN RS BUFFER FREIGHT	PV	137826	001	00701	9.55	8040414395
				Alt Payee 3216 VWR INTERNATIONAL, INC P. O. BOX 640169 PITTSBURGH PA 15264-0169				11.23		8040414395

Batch Number - 236490
Bank Account - 00146807 Cash-General

Payment Number	Payment Date	Address Number	Name	Payment Stub Message	Ty	Number	Key	Amount	Invoice Number
68549	03/10/15	3025	WATER & SANITATION SRV/VENTURA COUNTY	PURCH WTR 1/20--2/17/15	PV	137820	001 00101	17,071.15	1023017
							20.78		
Payment Amount									
68650	03/10/15	3047	WESCO DISTRIBUTION, INC.	MISC ELEC SUPPLIES	PV	137830	001 00701	245.62	408747
Payment Amount							17,071.15		
CIRCUIT BREAKERS								110.01	408424
MISC ELEC SUPPLIES								220.58	409103
1/2" ALUM CONDUIT								19.70	409102
Alt Payee 6443 WESCO DISTRIBUTION, INC PO BOX 31001-0465 PASADENA CA 91110-0465									
Payment Amount							595.91		
Total Amount of Payments Written							82,129.89		
Total Number of Payments Written							36		

Batch Number - 236570
Bank Account - 00146807 Cash-General

Payment Number	Payment Date	Address Number	Name	Payment Stub Message	Ty	Document Number	Key		Amount	Invoice Number
							Item	Co		
68651	03/17/15	16051	ACCURATE TELECOM INC.	MUSIC ON HOLD UPGRD	PV	137815	001	00701	150.00	14348
				USER	PV	137816	001	00701	120.00	14388
				DIRECTORY SVC						
				Payment Amount				270.00		
68652	03/17/15	17077	AECOM USA, INC.	9/27/14--12/1 5 WSDR	PV	137897	001	00701	3,816.00	37505759
				Payment Amount				3,816.00		
68653	03/17/15	18563	ALTURA PAINT CENTER, INC	12 GAL DCDA GRN PAINT	PV	138003	001	00701	1,438.80	1-9335
				12 GAL DCDA GRN PAINT	PV	138003	002	00701	75.00	1-9335
				Payment Amount				1,513.80		
68654	03/17/15	2397	AQUATIC BIOASSAY & CONSULTING	2/15 CHRONIC BIOASSAYS TSTG	PV	137966	001	00701	810.00	LVS0215.0217
				Payment Amount				810.00		
68655	03/17/15	5625	ASSOC. OF WATER AGENCIES OF VENTURA CO	2/19/15 WTRWISE BRKFST	PV	137915	001	00701	75.00	05-8454
				2/25/15 CCWUC LNCHN	PV	137916	001	00701	225.00	05-8461
				Payment Amount				300.00		
68656	03/17/15	2869	AT&T	SRV	PV	138025	001	00101	19.51	0051/030515
				3/5--4/4/15 SRV	PV	138025	002	00101	205.17	0051/030515
				3/5--4/4/15 SRV	PV	138025	003	00101	75.35	0051/030515
				3/5--4/4/15 SRV	PV	138025	004	00101	90.05	0051/030515
				3/5--4/4/15 SRV	PV	138025	005	00101	807.00	0051/030515
				3/5--4/4/15 SRV	PV	138025	006	00101	5,545.02	0051/030515
				3/5--4/4/15 SRV	PV	138025	007	00101	1,226.43	0051/030515
				3/5--4/4/15 SRV	PV	138025	008	00101	75.20	0051/030515
				3/5--4/4/15 SRV	PV	138025	009	00101	86.31	0051/030515

Batch Number - 236570
Bank Account - 00146807 Cash-General

Payment Number	Date	Address Number	Name	Payment Stub Message	Document . . .	Key Item Co	Amount	Invoice Number
	3/5--4/4/15							
	SRV				PV 138025	010 00101	1,077.04	0051/030515
	3/5--4/4/15							
	SRV				PV 138025	011 00101	476.02	0051/030515
	3/5--4/4/15							
	SRV				PV 138025	012 00101	1,280.12	0051/030515
	3/5--4/4/15							
	SRV				PV 138025	013 00101	44.14	0051/030515
	3/5--4/4/15							
	SRV				PV 138025	014 00101	75.20	0051/030515
	3/5--4/4/15							
	SRV				PV 138025	015 00101	75.20	0051/030515
	3/5--4/4/15							
	SRV				PV 138025	016 00101	75.20	0051/030515
	3/5--4/4/15							
	SRV				PV 138025	017 00101	75.20	0051/030515
	3/5--4/4/15							
	SRV				PV 138025	018 00101	75.20	0051/030515
	3/5--4/4/15							
	SRV				PV 138025	019 00101	75.20	0051/030515
	3/5--4/4/15							
	SRV				PV 138025	020 00101	75.20	0051/030515
	3/5--4/4/15							
	SRV				PV 138025	021 00101	75.20	0051/030515
	3/5--4/4/15							
	SRV				PV 138025	022 00101	75.20	0051/030515
	3/5--4/4/15							
	SRV				PV 138025	023 00101	75.20	0051/030515
	3/5--4/4/15							
	SRV				PV 138025	024 00101	75.20	0051/030515
	3/5--4/4/15							
	SRV				PV 138025	025 00101	75.51	0051/030515
	3/5--4/4/15							
	SRV				PV 138025	026 00101	75.20	0051/030515
	3/5--4/4/15							
	SRV				PV 138025	027 00101	75.20	0051/030515
	3/5--4/4/15							
	SRV				PV 138025	028 00101	75.20	0051/030515
	3/5--4/4/15							
	SRV				PV 138025	029 00101	75.20	0051/030515
	3/5--4/4/15							
	SRV							

Batch Number - 236570

Bank Account - 00146807 Cash-General

Payment Number	Payment Date	Address Number	Name	Payment Stub Message	Document		Key	Amount	Invoice Number
					Ty	Number			
				SRV	PV	138025	030 00101	75.20	0051/030515
				3/5-4/1/15					
				SRV	PV	138025	031 00101	75.20	0051/030515
				3/5-4/1/15					
				SRV	PV	138025	032 00101	37.60	0051/030515
				3/5-4/1/15					
				SRV	PV	138025	033 00101	37.60	0051/030515
				3/5-4/1/15					
				SRV	PV	138026	001 00701	400.43	9268/030515
				3/5-4/1/15					
				SRV	PV	138027	001 00701	397.98	9065/030515
				3/5-4/1/15					
				SRV	PV	138028	001 00101	81.31	9054/030515
				3/5-4/1/15					
				Payment Amount			13,316.19		
68657	03/17/15	8782	AW DIRECT INC.	VEH#906-LIGHT BAR&KIT	PV	137956	001 00701	996.21	1020508923
				Payment Amount			996.21		
68658	03/17/15	7965	B&B PALLET CO.	55 YDS WOOD CHIPS	PV	137865	001 00701	638.00	112977
				55 YDS WOOD CHIPS	PV	137866	001 00701	638.00	112978
				Payment Amount			1,276.00		
68659	03/17/15	15396	CORDELL ELECTRIC	RPR LIGHTG@TENANT	PV	137885	001 00101	4,128.00	48288
				BLDG	PV	137886	001 00751	4,128.00	48287
				RPR/RPL	PV	137887	001 00101	2,064.00	48289
				LIGHTG@TAPIA					
				INSTALL					
				CAMERAS@TENAN					
				T BLDG					
				Payment Amount			10,320.00		
68660	03/17/15	17918	EARTHLINK BUSINESS CO.	MAR-15-MPLS	PV	137938	001 00701	3,983.72	1318062503011
				LINES					50
				Payment Amount			3,983.72		
68661	03/17/15	18815	FASTENAL COMPANY	MISC SUPPLIES-RPRS @WILK	PV	137807	001 00101	498.48	CACHA18501
				RESTOCK BOLT BINS	PV	137814	001 00701	1,728.74	CACHA18531

ITEM 4A

Batch Number - 236570
Bank Account - 00146807 Cash-General

Payment Number	Payment Date	Address Number	Name	Payment Stub Message	Document Ty	Document Number	Key Item	Key Co	Amount	Invoice Number
All Payee 18835 FASTENAL COMPANY										
P. O. BOX 1286										
WINONA MN 55987-1286										
68662	03/17/15	2658	FEDERAL EXPRESS CORP	3 PKGS DEL	PV	138040	001	00701	60.87	2-967-44911
									2,227.22	
Payment Amount										
68663	03/17/15	2655	FERGUSON ENTERPRISES	ASST COUPLINGS	PV	137867	001	00701	9,589.82	0503173
									60.87	
Payment Amount										
(4) 6" 8 HOLE FLNG										
0503802										
All Payee 3207 FERGUSON ENTERPRISES, INC. #1083										
FILE 56809										
LOS ANGELES CA 90074-6809										
									10,154.88	
Payment Amount										
68664	03/17/15	6770	G.I. INDUSTRIES	3/15 HQ&SHOP	PV	137967	001	00701	645.28	2720716-0283-8
									840.95	
Payment Amount										
3/15 TAPIA-RAGS/GR IT DISP										
									80.57	
Payment Amount										
3/15 RLV DISP										
									194.57	
Payment Amount										
3/15 WLK DISP										
									80.57	
Payment Amount										
3/15 RLV-FARM DISP										
									565.96	
Payment Amount										
3/15 TAPIA DISP										
									530.78	
Payment Amount										
2/16--2/23/15 SHOP BLDG DISP										
									2,662.50	
Payment Amount										
									2,938.68	
Payment Amount										
2/23--3/6/15 A.U.MALI										
									2,662.50	
Payment Amount										
All Payee 6771 G.I. INDUSTRIES										
P. O. BOX 541065										
LOS ANGELES CA 90054-1065										
									2,938.68	
Payment Amount										
68665	03/17/15	17199	GOVERNMENT STAFFING SERVICES, INC.	2/23--3/6/15 A.U.MALI	PV	137964	001	00701	2,662.50	125420
									2,662.50	
Payment Amount										

ITEM 4A

Batch Number - 236570
Bank Account - 00146807 Cash-General

Payment Number	Payment Date	Address Number	Name	Payment Stub Message	Document		Key	Amount	Invoice Number
					Ty	Number			
68666	03/17/15	8304	IFM EFECTOR INC.	FLOW	PV	137965	001 00701	963.42	20787823
				METER&ADPTRS					
				Payment Amount				963.42	
68667	03/17/15	2611	LA DWP	RECTIFIER	PV	137913	001 00101	36.42	851260/022715
				1/27-2/26/15					
				Payment Amount				36.42	
68668	03/17/15	3352	LAS VIRGENES MUNICIPAL WATER DISTRICT	WLK FLT	PV	137808	001 00101	454.48	0909/022515
				12/18-2/18/15					
				Payment Amount				454.48	
				WLK FLT	PV	137863	001 00101	131.97	0907/022515
				12/18-2/18/15					
				Payment Amount				586.45	
68669	03/17/15	19396	JAY LEWITT	REIMB-PARTIAL	PV	138001	001 00701	266.00	022715
				AIRFR-DC CONF					
				Payment Amount				266.00	
68670	03/17/15	3483	DAVID LIPPMAN	REIMB CELL	PV	137960	001 00701	70.46	7898/020715
				EXP					
				1/4-2/3/15					
				REIMB EXP-DC	PV	137961	001 00701	6.92	022715
				MTG					
				2/23-2/27/15					
				Payment Amount				77.38	
68671	03/17/15	18069	LOS ANGELES COUNTY EDUCATION FOUNDATION	SPNSRSHIP-2015	PV	137963	001 00101	2,500.00	SOLARUP/2015
				SOLR CUP					
				Payment Amount				2,500.00	
68672	03/17/15	5698	LOST HILLS/MALIBU SHERIFF'S STATION	915-00951-222	PV	137957	001 00102	25.00	915-00951-222 6-472
				6-472					
				Payment Amount				25.00	
68673	03/17/15	2852	NEW PIG CORP	(4) DRUM HAND	PV	137864	001 00701	792.00	4665306-00
				PMPS					
				FREIGHT	PV	137864	003 00701	48.22	4665306-00
				Payment Amount				840.22	
68674	03/17/15	2302	OFFICE DEPOT	WRITING PAD	PV	137810	001 00701	23.97	757431635001
				MISC	PV	137811	001 00701	96.32	757431958001
				SUPPLIES@HQ					
				COPY STAMP	PV	137812	001 00701	13.07	757431959001

Batch Number - 236570
Bank Account - 00146807 Cash-General

Payment Number	Payment Date	Address Number	Name	Payment Stub Message	Ty	Document Number	Key Item Co	Amount	Invoice Number
68675	03/17/15	17229	OMEGA ENGINEERING, INC.	(9) PRESSURE GAUGES	PV	137955	001 00701	490.50	C00000034748
68676	03/17/15	18874	PACIFIC HYDROTECH CORPORATION	PMT#19-3RD DGSTR	PV	137944	001 00701	25,550.00	10487/#19
68677	03/17/15	17860	SHERRI PANIAGUA	PMT#19-3RD DGSTR	PV	137944	003 00701	19,742.11	10487/#19
68678	03/17/15	2585	PURETEC	5% RETENTION-PMT #19	PD	137945	001 00754	290.39	10487/RTN#19
68679	03/17/15	17334	QAIR CALIFORNIA	MEALS/MILEAGE -LAW CONF 3/4-6	PV	137959	001 00701	98.41	030615
68680	03/17/15	10643	JEFF REINHARDT	FEB'15 BOILER WTR TRMT	PV	137942	001 00701	90.09	1387970
68681	03/17/15	4456	ROTARY CLUB OF WESTLAKE VILLAGE	FEB'15 BOILER WTR TRMT	PV	137943	001 00751	42.39	1387970
68682	03/17/15	16586	SIERRA MONITOR CORPORATION	Payment Amount	PV	137911	001 00751	290.70	43192
				RPR PARTS-AIR COMPRESSR	PV	137912	001 00751	88.47	43118
				Payment Amount	PV	137958	001 00701	332.46	030415
				EXP-ACWA LEG SYMP 3/3-4	PV	137937	001 00701	1,000.00	031115
				Payment Amount	PV	137940	001 00701	669.15	0000109034
				WSTLK ST FSTVL@4/12/15	PV	137941	001 00701	719.42	0000109037
				Payment Amount	PV			1,388.57	

ITEM 4A

Batch Number - 236570
Bank Account - 00146807 Cash-General

Payment Number	Payment Date	Address Number	Name	Payment Stub Message	Document Ty	Document Number	Key Item	Key Co	Amount	Invoice Number
68683	03/17/15	2957	SOUTHERN CALIFORNIA EDISON	RLV CMPST PLNT 1/30-3/3/15	PV	137895	001	00751	32,022.58	5165-46/03071
				Payment Amount					32,022.58	5
68684	03/17/15	2957	SOUTHERN CALIFORNIA EDISON	ENERGY-FEB'15	PV	137898	001	00101	2,332.98	2869/030515
				ENERGY-FEB'15	PV	137898	002	00101	28.18	2869/030515
				ENERGY-FEB'15	PV	137898	003	00101	315.01	2869/030515
				ENERGY-FEB'15	PV	137898	004	00101	26.75	2869/030515
				ENERGY-FEB'15	PV	137898	005	00101	64.28	2869/030515
				ENERGY-FEB'15	PV	137898	006	00101	17.60	2869/030515
				ENERGY-FEB'15	PV	137898	007	00101	17.20	2869/030515
				ENERGY-FEB'15	PV	137898	008	00101	11.47	2869/030515
				ENERGY-FEB'15	PV	137898	009	00101	26.75	2869/030515
				ENERGY-FEB'15	PV	137898	010	00101	29.95	2869/030515
				ENERGY-FEB'15	PV	137898	011	00101	29.67	2869/030515
				ENERGY-FEB'15	PV	137898	012	00101	2,741.33	2869/030515
				ENERGY-FEB'15	PV	137898	013	00101	3,352.37	2869/030515
				ENERGY-FEB'15	PV	137898	014	00101	84.60	2869/030515
				ENERGY-FEB'15	PV	137898	015	00101	14,097.14	2869/030515
				ENERGY-FEB'15	PV	137898	016	00101	1,056.59	2869/030515
				ENERGY-FEB'15	PV	137898	017	00101	27.34	2869/030515
				ENERGY-FEB'15	PV	137898	018	00101	137.97	2869/030515
				ENERGY-FEB'15	PV	137898	019	00101	3,180.20	2869/030515
				ENERGY-FEB'15	PV	137898	020	00101	64,563.35	2869/030515
				ENERGY-FEB'15	PV	137898	021	00101	16,140.84	2869/030515
				ENERGY-FEB'15	PV	137898	022	00101	29.95	2869/030515
				ENERGY-FEB'15	PV	137898	023	00101	491.35	2869/030515
				ENERGY-FEB'15	PV	137898	024	00101	674.46	2869/030515
				ENERGY-FEB'15	PV	137898	025	00101	5,268.27	2869/030515
				ENERGY-FEB'15	PV	137898	026	00101	214.30	2869/030515
				ENERGY-FEB'15	PV	137898	027	00101	204.36	2869/030515
				ENERGY-FEB'15	PV	137898	028	00101	634.61	2869/030515
				ENERGY-FEB'15	PV	137898	029	00101	2,941.22	2869/030515
				ENERGY-FEB'15	PV	137898	030	00101	31.13	2869/030515
				ENERGY-FEB'15	PV	137898	031	00101	383.05	2869/030515
				ENERGY-FEB'15	PV	137898	032	00101	32.42	2869/030515
				ENERGY-FEB'15	PV	137898	033	00101	341.80	2869/030515
				ENERGY-FEB'15	PV	137898	034	00101	29.36	2869/030515
				ENERGY-FEB'15	PV	137898	035	00101	5,296.38	2869/030515

Batch Number - 236570
Bank Account - 00146807 Cash-General

Payment Number	Payment Date	Address Number	Name	Payment Stub Message	Document Ty	Document Number	Key Item	Key Co	Amount	Invoice Number
65685	03/17/15	2958	SOUTHERN CALIFORNIA GAS CO	ENERGY-FEB'15	PV	137898	036	00101	5,174.13	2869/030515
				ENERGY-FEB'15	PV	137898	037	00101	881.10	2869/030515
				ENERGY-FEB'15	PV	137898	038	00101	1,726.29	2869/030515
				ENERGY-FEB'15	PV	137898	039	00101	3,032.18	2869/030515
				ENERGY-FEB'15	PV	137898	040	00101	9,073.66	2869/030515
				ENERGY-FEB'15	PV	137898	041	00101	4,170.70	2869/030515
				ENERGY-FEB'15	PV	137898	042	00101	3,788.50	2869/030515
				ENERGY-FEB'15	PV	137898	043	00101	68.38	2869/030515
				ENERGY-FEB'15	PV	137898	044	00101	52.47	2869/030515
				ENERGY-FEB'15	PV	137898	045	00101	372.70	2869/030515
				ENERGY-FEB'15	PV	137898	046	00101	195.05	2869/030515
				ENERGY-FEB'15	PV	137898	047	00101	53.81	2869/030515
				ENERGY-FEB'15	PV	137898	048	00101	979.66	2869/030515
				ENERGY-FEB'15	PV	137898	049	00101	2,459.34	2869/030515
				ENERGY-FEB'15	PV	137898	050	00101	4,035.41	2869/030515
				ENERGY-FEB'15	PV	137898	051	00101	26.75	2869/030515
				ENERGY-FEB'15	PV	137898	052	00101	30.83	2869/030515
				ENERGY-FEB'15	PV	137898	053	00101	29.06	2869/030515
				ENERGY-FEB'15	PV	137898	054	00101	229.84	2869/030515
				ENERGY-FEB'15	PV	137898	055	00101	31.46	2869/030515
				ENERGY-FEB'15	PV	137898	056	00101	671.89	2869/030515
				ENERGY-FEB'15	PV	137898	057	00101	354.02	2869/030515
				ENERGY-FEB'15	PV	137898	058	00101	459.36	2869/030515
				ENERGY-FEB'15	PV	137898	059	00101	2,158.75	2869/030515
				ENERGY-FEB'15	PV	137898	060	00101	1,449.29	2869/030515
				ENERGY-FEB'15	PV	137898	061	00101	724.64	2869/030515
				Payment Amount				167,083.50		
65686	03/17/15	2958	SOUTHERN CALIFORNIA GAS CO	W/LK P/S 2/1-3/1/15	PV	137896	001	00101	50.00	9400/030515
65686	03/17/15	2954	STATE BOARD OF EQUALIZATION	Payment Amount SALES/USE TAX-PREPMT FEB'15	PV	137862	001	00701	50.00	97817885/FEB15
65687	03/17/15	18641	TECHNICAL SAFETY SERVICES INC.	Payment Amount ANNL_SFTY TSTG@TAPIA	PV	137917	001	00701	10,613.00	IN0143656
65688	03/17/15	16542	VISION INTERNET	Payment Amount SSLCERT FEES	PV	137806	001	00701	855.00	29603

ITEM 4A

Batch Number - 236570
Bank Account - 00146807 Cash-General

Payment Number	Payment Date	Address Number	Name	Payment Stub Message	Document Ty	Document Number	Key Item	Key Co	Amount	Invoice Number
PROVIDERS, INC.										
68688	03/17/15	3035	VWR SCIENTIFIC	Payment Amount	PV	137974	001	00701	365.00	8040515290
				POTASSIUM SULFATE					58.50	
				FREIGHT	PV	137974	002	00701	13.35	8040515290
				2 DIGITAL THERMOMETERS	PV	137975	001	00701	245.93	8040528599
				FREIGHT	PV	137975	002	00701	11.23	8040528599
All Payee 3216 VWR INTERNATIONAL, INC P. O. BOX 640169 PITTSBURGH PA 15264-0169										
68690	03/17/15	3037	WAITE BROS. PLUMBING	Payment Amount	PV	137813	001	00701	329.01	38249
				SRV@WSTLK 2/28/15					196.00	
68691	03/17/15	18137	WALTER SURFACE TECHNOLOGIES	Payment Amount	PV	137909	001	00751	196.00	1149172
				BIOCARE SRV PARTS WSHRS					150.00	
				BIOCARE SRV PARTS WSHRS	PV	137909	002	00751	150.00	1149172
				BIOCARE SRV PARTS WSHRS	PV	137909	003	00751	150.00	1149172
68692	03/17/15	18914	WECK LABORATORIES, INC.	Payment Amount	PV	137852	001	00701	450.00	WSB0749-LV
				LAB SRV@MALIBU CRK					1,390.00	
				LAB SRV@TAPIA GRNDWTR	PV	137853	001	00701	72.00	WSB0924-LV
				LAB SRV@MALIBU CRK	PV	137854	001	00701	4,488.00	WSB1093-LV
				LAB SRV@TAPIA EFFL CMPOSITE	PV	137855	001	00701	419.00	WSB1092-LV
				LAB SRV@RANCHO CROP	PV	137856	001	00701	124.00	WSB1065-LV
				LAB SRV@TAPIA EFFL GRB	PV	137857	001	00701	210.00	WSB0925-LV
				LAB	PV	137858	001	00701	150.00	WSB1174-LV

Batch Number - 236570
Bank Account - 00146807 Cash-General

Payment Number	Payment Date	Address Number	Name	Payment Slub Message	Ty	Document Number	Key Itm	Key Co	Amount	Invoice Number
SRV@RANCHO										
FARM										
				LAB SRV@TAPIA	PV	137859	001	00701	45.00	W5B1216-LV
				LAB SRV@TAPIA	PV	137860	001	00701	45.00	W5B1215-LV
				LAB SRV@TAPIA	PV	137861	001	00701	45.00	W5B1214-LV
				LAB SRV@TAPIA	PV	137862	001	00701	20.00	W5B1408-LV
				Payment Amount				7,008.00		
68693	03/17/15	3049	WEST COAST WATER SERVICE, INC	FEB'15 BOILER WTR TRMT	PV	137910	001	00751	322.00	23658
				Payment Amount				322.00		
68694	03/17/15	19540	WESTOAKS COMMERCIAL GROUP	COMMISN-LEASE @HQ STE B	PV	137914	001	00101	27,580.91	021815
				Payment Amount				27,580.91		
68695	03/17/15	3067	XEROX CORPORATION	LEASE-1/15 D95 HQ-2ND FL	PV	137876	001	00701	592.81	078072344
				LEASE-1/15 D95 HQ-1ST FL	PV	137877	001	00701	651.99	078072343
				LEASE-1/15 5845A TAPIA	PV	137878	001	00701	261.23	078072345
				LEASE-1/15 XC560 PRNTR	PV	137879	001	00701	1,954.60	078072348
				LEASE-1/15 X560EFI SVR.	PV	137880	001	00701	192.02	078072347
				LEASE-2/15 5740PT-OPS	PV	137881	001	00701	215.74	078483104
				Payment Amount				3,868.39		
68696	03/17/15	18922	1ST ENTERPRISE BANK	RTN#19/RLV 3RD DGSTR	PV	137946	001	00754	290.39	10487/RTN#19
				Payment Amount				290.39		
				Total Amount of Payments Written				320,447.19		
				Total Number of Payments Written				46		

Batch Number - 236576
Bank Account - 00146807 Cash-General

Payment Number	Payment Date	Address Number	Name	Payment Stub Message	Ty	Document Number	Key Item Co	Amount	Invoice Number
68697	03/24/15	18965	ePOWER NETWORK, INC.	1500 120V ONLN UPS	PV	138014	001 00701	1,335.26	23702
68698	03/24/15	18445	AAA BACKFLOW DEVICE TESTING, INC.	Payment Amount OCT14 TESTING	PV	137920	001 00701	1,900.00	B14-112114
68699	03/24/15	2317	ACORN NEWSPAPER	Payment Amount 3 ADS-FEB'15	PV	138008	001 00101	1,966.00	870105/022815
68700	03/24/15	19070	ADDISON FOREST PRODUCTS, LLC	Payment Amount 2/12-2/26 160 YDS@\$11 WD SHVGS	PV	137921	001 00701	1,760.00	1152
68701	03/24/15	8680	ADS, LLC	Payment Amount FEB'15 FLOW MONITORING	PV	137844	001 00701	673.15	12975.22-0215
68702	03/24/15	17077	AECOM USA, INC.	Payment Amount 1/3-2/27/15 WSDR-DRLK RNCH	PV	137985	001 00701	520.00	37514309
68703	03/24/15	19543	ALLIANCE FOR WATER EFFICIENCY	Payment Amount 2015 MEMBERSHIP DUES	PV	137951	001 00701	500.00	031115
68704	03/24/15	19532	RICHARD AMBROSE	Payment Amount TURF RMVL REBATE	PV	137901	001 00101	4,142.00	521088
68705	03/24/15	16650	ATMOSPHERE EVENTS AND CATERING	Payment Amount CATERG-CLBS CHMBR MXR 3/26/15	PV	137952	001 00701	1,745.40	13383
68706	03/24/15	7770	AUTOMATIONDIR ECT.COM	Payment Amount MISC SUPPLIES@RLV	PV	137927	001 00701	562.50	5963807
68707	03/24/15	7965	B&B PALLET CO.	Payment Amount 55 YDS WOOD CHIPS	PV	137977	001 00701	638.00	112979

ITEM 4

Batch Number - 236576
Bank Account - 00146807 Cash-General

Payment Number	Payment Date	Address Number	Name	Payment Stub Message	Document Ty	Document Number	Key Item	Key Co	Amount	Invoice Number
68708	03/24/15	18893	BILLTRUST	55 YDS WOOD CHIPS	PV	137978	001	00701	638.00	112980
68709	03/24/15	19533	THEODORE BOOCK	55 YDS WOOD CHIPS	PV	137979	001	00701	638.00	112981
68710	03/24/15	18739	CALIFORNIA HAZARDOUS SERVICES, INC.	55 YDS WOOD CHIPS	PV	137980	001	00701	638.00	112982
68711	03/24/15	8004	CANON SOLUTIONS AMERICA, INC.	55 YDS WOOD CHIPS	PV	137981	001	00701	638.00	112983
				Payment Amount						
				2/15 ONLINE BILL&PMT	PV	137851	001	00701	5,407.16	118372
				Payment Amount						
				TURF RMVL REBATE	PV	137902	001	00101	1,368.00	270168
				Payment Amount						
				UNLEADED PUMP SVC	PV	138022	001	00701	760.00	56872
				Payment Amount						
				11/27/14-2/26 /15 MAINT	PV	138016	001	00701	203.23	4015268089
				Payment Amount						
				CANON SOLUTIONS AMERICA, INC. FILE 51075						
				LOS ANGELES CA 90074-1075						
				Payment Amount						
				10.364 DRY TN ALUM SULFATE	PV	137984	001	00701	2,798.28	91466447
				Payment Amount						
				CHEMTRADE CHEMICALS US LLC						
				DEPT #771807, P. O. BOX 77000						
				DETROIT MI 48277-1807						
				Payment Amount						
				SWG CHG 14/15 O&M-5TH INSTLMT	PV	137929	001	00130	23,526.00	74WFP150000023 /5
				Payment Amount						
				SWG CHG 14/15	PV	137930	001	00130	19,266.00	74WFP150000024

ITEM 4A

Batch Number - 236576
Bank Account - 00146807 Cash-General

Payment Number	Payment Date	Address Number	Name	Payment Stub Message	Ty	Document Number	Key Ltm Co	Amount	Invoice Number
CPTL-5TH /5									
				INSTLMT					
				Payment Amount			42,792.00		
68714	03/24/15	2539	CITY OF SIMI VALLEY	PURCH WTR	PV	138031	001 00101	7,863.94	0092148736
				1/1-3/4/15					
				PURCH WTR	PV	138032	001 00101	308.00	0092148730
				1/1-3/4/15					
				Payment Amount			8,171.94		
68715	03/24/15	19305	COMMERCIAL CLEANING SYSTEMS	MAR'15	PV	137983	001 00701	3,212.46	284382
				JANITORIAL					
				SVC					
				MAR'15	PV	137983	003 00701	423.06	284382
				JANITORIAL					
				SVC					
				MAR'15	PV	137983	004 00701	1,495.19	284382
				JANITORIAL					
				SVC					
				JANITORIAL					
				SVC@2/5/15	PV	138009	001 00701	106.00	282445
				JANITORIAL					
				SVC@2/5/15	PV	138009	002 00701	106.00	282445
				JANITORIAL					
				SVC@2/5/15	PV	138009	003 00701	106.00	282445
				JANITORIAL					
				SVC@2/5/15					
				Payment Amount			5,448.71		
68716	03/24/15	4586	CONSOLIDATED ELECTRICAL DISTRIBUTORS	CLAMPS&CONDUIT	PV	137994	001 00701	399.80	9009-711270
				T					
				LOGIC					
				CNTRLR&INPUT					
				PLC					
				MISC ELEC					
				SUPPLIES					
				TGL SW&INDCTR					
				FUSES					
				OCTRON					
				FLRLAMPS					
				277V MAG BALS					
				ROOTS BLW					
				REHAB PARTS					
				FREIGHT					
				DISCOUNT-ROOT					

Batch Number - 236576
Bank Account - 00146807 Cash-General

Payment Number	Payment Date	Address Number	Name	Payment Stub Message	Document Ty	Document Number	Key lim	Key Co	Amount	Invoice Number
S BLW REHAB										
PARTS										
				Payment Amount				3,225.43		
68717	03/24/15	19544	ELLEN COSTIN	RFND BAL -	PV	137954	001	00101	174.81	062920
CLOSED A/C										
				Payment Amount				174.81		
68718	03/24/15	2547	COUNTY SANITATION DISTRICTS OF LA COUNTY	2/15 RAG/GRIT HAULING	PV	138015	001	00701	635.08	48892/022815
Payment Amount										
				TURF RMVL REBATE	PV	137906	001	00101	2,970.00	650074
68719	03/24/15	8185	DAVID CRISPEL					635.08		
Payment Amount										
				3/15 SECURITY SVC@RLV	PV	137990	001	00701	80.00	244075
68720	03/24/15	11330	DIAL SECURITY					2,970.00		
Payment Amount										
				3/15 SECURITY SVC@RLV-FARM	PV	137991	001	00701	35.00	244076
				3/15 SECURITY SVC@WLK	PV	137992	001	00701	70.00	244077
				3/15 SECURITY SVC@WLK P/S	PV	137993	001	00701	35.00	244078
				3/15 SECURITY SVC@TAPIA	PV	138000	001	00701	45.00	244074
				3/15 SECURITY SVC@HQ	PV	138056	001	00701	230.00	244073
				3/15 SECURITY SVC@HQ LOBBY	PV	138057	001	00701	48.00	244073
Payment Amount										
				RFND BAL - CLOSED A/C	PV	137932	001	00101	287.45	001997
68721	03/24/15	19541	JULIUS DIX					543.00		
Payment Amount										
				RFND BAL - CLOSED A/C	PV	137933	001	00101	287.45	016648
68722	03/24/15	19542	SIDNEY M DRASNIN					79.90		
Payment Amount										
				ULTRASNC LVL TRNSMTR	PV	138012	001	00701	992.99	03920107
68723	03/24/15	3515	DWYER INSTRUMENTS, INC.					79.90		
Payment Amount										
				ULTRASNC LVL TRNSMTR	PV	138012	002	00701	15.03	03920107
				ULTRASNC LVL	PV	138013	001	00701	992.99	03920992

ITEM 1A

Batch Number - 236576
Bank Account - 00146807 Cash-General

Payment Number	Payment Date	Address Number	Name	Payment Stub Message	Ty	Document Number	Key	Amount	Invoice Number
						Number	lim Co		
				TRNSMTR					
				ULTRASNC LVL	PV	138013	002 00701	15.03	03920992
				TRNSMTR					
				Payment Amount			2,016.04		
68724	03/24/15	18111	ELECSYS INTERNATIONAL CORPORATION	APR'15 MAINT CHG	PV	138011	001 00701	261.00	133607
				Payment Amount			261.00		
68725	03/24/15	2654	FAMCON PIPE	BLL VLVs, STOPS&CPLGS 6" VLV & BSHG	PV	138035	001 00701	4,966.37	166517
				Payment Amount			5,663.97		
68726	03/24/15	2655	FERGUSON ENTERPRISES	1" ELLS, PLGS&PIPES 37&86 MTR BX EXT&LIDS RES#2 24" CK VLV&FLNG TEE RES#2 24" FLANGE RES#2 STUD SET	PV	138041	001 00701	248.22	0505126
				Payment Amount			2,853.84		
				Payment Amount			18,190.14		
				Payment Amount			1,039.59		
				Payment Amount			290.32		
				Payment Amount			22,622.11		
68727	03/24/15	19397	FIRST CHOICE SERVICES	WLK COFFEE SUPPLIES HQ COFFEE SUPPLIES OPS COFFEE SUPPLIES RLV COFFEE SUPPLIES TAPIA COFFEE SUPPLIES	PV	138017	001 00701	48.88	178528
				Payment Amount			157.92		
				Payment Amount			29.76		
				Payment Amount			31.81		
				Payment Amount			105.09		
				Payment Amount			373.46		
68728	03/24/15	4871	FUGRO CONSULTANTS, INC.	1/23-2/19/15 CONDUIT PS GEOTCH	PV	137918	001 00701	3,360.00	04.62140112-4

ITEM 4A

Batch Number - 236576
Bank Account - 00146807 Cash-General

Payment Number	Payment Date	Address Number	Name	Payment Stub Message	Ty	Document Number	Key Ltm Co	Amount	Invoice Number
				1/23~2/19/15 RES#2	PV	137919	001 00701	5,045.00	04.62140144-2
				Payment Amount				8,405.00	
68729	03/24/15	3810	GREATER	1/8 PG	PV	137934	001 00101	790.00	9097
			CONEJO VALLEY	AD-2015					
			CHAMBER OF	ISS#1&2					
			COMMERC						
				Payment Amount				790.00	
68730	03/24/15	2705	HACH COMPANY	WIMS SFTWR	PV	138023	001 00701	3,300.00	9263236
				IMPLMTN					
				SOLITAX	PV	138024	001 00701	6,065.85	9272274
				WIPR&SNSR					
				CRTRDG					
				SOLITAX	PV	138024	002 00701	1,024.60	9272274
				WIPR&SNSR					
				CRTRDG					
				FREIGHT	PV	138024	003 00701	222.71	9272274
				FREIGHT	PV	138024	004 00701	37.62	9272274
				Payment Amount				10,650.78	
				1/25~2/21/15	PV	137843	001 00701	3,181.05	00203399-B
				C-TNK EASMT					
				SVC					
				1/24~2/21/15	PV	137986	001 00701	9,307.99	204593-B
				WLFP EXP DSGN					
				1/24~2/21/15	PV	137987	001 00701	6,205.33	204593-B
				WLK P/S					
				Payment Amount				18,694.37	
68732	03/24/15	19534	TOM HSIANG	TURF RMVL	PV	137903	001 00101	540.00	780314
				REBATE					
				Payment Amount				540.00	
68733	03/24/15	3083	JCI JONES	4,883 GAL	PV	137926	001 00701	2,841.76	647759
			CHEMICALS,	HYPOCHLORITE					
			INC						

ITEM 4A

All Payee

Batch Number - 236576
Bank Account - 00146807 Cash-General

Payment Number	Payment Date	Address Number	Name	Payment Stub Message	Document Ty	Document Number	Key Item Co	Amount	Invoice Number
13647 JCI JONES CHEMICALS, INC P.O. BOX 636877 CINCINNATI OH 45283-6877									
68734	03/24/15	5230	KENNEDY/JENKS CONSULTANTS	Payment Amount P/E 2/27/15 3RD DGSTR	PV	138010	001 00701	19,066.43	90316
68735	03/24/15	19545	JENNIFER/SPEN CER KRATOCHVIL	Payment Amount TURF RMVL REBATE	PV	138005	001 00101	4,564.00	660008
68736	03/24/15	19535	ARNOLD KUBELUN	Payment Amount TURF RMVL REBATE	PV	137904	001 00101	2,286.00	670269
68737	03/24/15	19546	DAVID KUPFER	Payment Amount TURF RMVL REBATE	PV	138006	001 00101	1,956.00	820138
68738	03/24/15	3352	LAS VIRGENES MUNICIPAL WATER DISTRICT	Payment Amount BLDG#8 RW 12/29-2/25/15	PV	137868	001 00701	128.03	2646/030415
				BLDG#8 RW 12/29-2/25/15	PV	137869	001 00701	24.20	2652/030415
				RWPS 12/29-2/25/15	PV	137870	001 00701	79.80	2645/030415
				BLDG#7 RW 12/29-2/25/15	PV	137871	001 00701	118.72	2655/030415
				3RD DGSTR 1/29-2/26/15	PV	137872	001 00754	35.04	7682/030415
				5 MG TNK 1/29-2/26/15	PV	137873	001 00301	467.03	7992/030415
				CLBS TNK 1/29-2/26/15	PV	137874	001 00301	186.68	8172/030415
				RES#2 2/10-2/26/15	PV	137875	001 00754	322.85	8302/030415
68739	03/24/15	19536	MICHAEL MARGOLIS	Payment Amount TURF RMVL REBATE	PV	137905	001 00101	1,054.00	1150466
68740	03/24/15	19026	MNS ENGINEERS,	Payment Amount JAN'15 CHNNL MXNG IMPRVMTS	PV	138050	001 00701	1,120.00	65244

ITEM 4

Batch Number - 236576
Bank Account - 00146807 Cash-General

Payment Number	Payment Date	Address Number	Name	Payment Stub Message	Ty	Document Number	Key ltrm Co	Amount	Invoice Number
68741	03/24/15	18940	MP PRINTING & MAILING	Payment Amount MAR'15-CRRNT FLW#2	PV	137924	001 00701	1,120.00 1,711.00	57332
68742	03/24/15	2365	MSO TECHNOLOGIES	Payment Amount JAN'15 GENERATR PLC	PV	137845	001 00701	1,060.00	4824
68743	03/24/15	2842	NAPAAUTO PARTS	Payment Amount FP KIT&BATTERY TST CLIP	PV	137936	001 00701	71.24 71.24	753106
68744	03/24/15	16754	NATURAL SURROUNDINGS	Payment Amount MAR'15 FLORAL MAINT	PV	138037	001 00701	235.00	6189
68745	03/24/15	2852	NEW PIG CORP	Payment Amount COVERALLS&GLO VES	PV	138052	001 00701	1,241.28	21599411-00
68746	03/24/15	2302	OFFICE DEPOT	Payment Amount NAME PLATE-S.BROWN	PV	137922	001 00701	1,241.28 20.14	757431960001
68747	03/24/15	18874	PACIFIC HYDROTECH CORPORATION	Payment Amount PMT#12-5 MG TANK	PV	137949	001 00701	20.14 571,361.00	10476#12
68748	03/24/15	19547	JOHN A. PERRY	5% RETENTION-PMT #12 Payment Amount TURF RMVL REBATE	PD	137950	001 00301	28,568.05- 542,792.95 1,748.00	10476/RTN#12
68749	03/24/15	18084	PHOENIX CIVIL ENGINEERING, INC.	Payment Amount FEB'15 TWIN LKS DRNG	PV	138043	001 00701	1,748.00 5,237.50	1170604 MLVM10130107
68750	03/24/15	18821	LEONARD POLAN	FEB'15 AIR VAC RELOCTN SRV Payment Amount REIMB EXP-ACWA LEG SYMP 3/4/15 Payment Amount	PV	138044	001 00701	3,607.50 8,845.00 109.11	MLVM12140101 030415

ITEM 4A

Batch Number - 236576

Bank Account - 00146807 Cash-General

Payment Number	Payment Date	Address Number	Name	Payment Stub Message	Document		Key	Amount	Invoice Number
					Ty	Number			
68751	03/24/15	19538	ROBERT PRINCENTHAL	TURF RMVL REBATE	PV	137907	001 00101	11,576.00	751145
				Payment Amount			11,576.00		
68752	03/24/15	6940	SECTRAN SECURITY, INC.	MAR'15 COURIER SRV	PV	137935	001 00701	289.38	15030605
				Payment Amount			289.38		
68753	03/24/15	19539	CHRISTOPHER SMITH	TURF RMVL REBATE	PV	137908	001 00101	1,204.00	1130608
				Payment Amount			1,204.00		
68754	03/24/15	2956	SOUTH COAST AIR QUALITY MGMT DIST	ANNL OP FEE-ID#63250	PV	137849	001 00130	1,520.20	2792494
				EMISSION FEE-ID#63250	PV	137850	001 00130	119.76	2793468
				Payment Amount			-1,639.96		
68755	03/24/15	19508	SOUTHERN CALIFORNIA BUILDERS II	RFND BAL - CLOSED A/C	PV	137953	001 00101	410.91	9997972-06979 9
				Payment Amount			410.91		
68756	03/24/15	19241	STARNET DATA DESIGN, INC.	NETWORK SWITCH SYSTEM	PV	138053	001 00701	50,056.07	37553
				NETWORK SWITCH SYSTEM	PV	138053	012 00701	6,809.44	37553
				Payment Amount			56,865.51		
68757	03/24/15	17066	SUPPORT PRODUCT SERVICES	ANNUAL TSTG@WSTLK	PV	137923	001 00701	1,420.83	4491
				Payment Amount			1,420.83		
68758	03/24/15	13676	TEK-COLLECT INCORPORATED	ANNL COMPUTR MAINT FEE	PV	137928	001 00701	75.00	295015
				Payment Amount			75.00		
68759	03/24/15	7454	THE GRADALL RENTAL CO.	RMV,RPL&FLUFF BIOFLTRS MID 1-6	PV	138055	001 00701	14,000.00	1151
				Payment Amount			14,000.00		
68760	03/24/15	17645	TORO ENTERPRISES INC.	2/5-2/9 SRV@COLD CYN	PV	137848	001 00701	11,746.00	9086
				RES#2 CLEAN OUT SRV	PV	138048	001 00701	52,071.40	9091

ITEM 4

Las Virgenes Municipal Water
AVP Auto Payment Register

Batch Number - 236576
Bank Account - 00146807 Cash-General

Payment Number	Payment Date	Address Number	Name	Payment Stub Message	Document Ty	Document Number	Key Item	Key Co	Amount	Invoice Number
				RES#2 CLEAN OUT SRV	PV	138049	001	00701	6,570.00	9092
				Payment Amount				70,387.40		
68761	03/24/15	17246	CLAUDE TYSON	TURF RMVL REBATE	PV	137900	001	00101	4,080.00	1080676
				Payment Amount				4,080.00		
68762	03/24/15	2780	VALLEY NEWS GROUP	AD-"DID THE RAIN"@2/26 3 ADS DISPLAY@3/5/1 5	PV	137931	001	00101	240.00	2-26
				Payment Amount				4,080.00		
68763	03/24/15	18923	VAULT ACCESS SOLUTIONS	VALVE LIDS	PV	137846	001	00701	13,022.00	101
				Payment Amount				1,180.00		
68764	03/24/15	16623	VELOCITY TECHNOLOGY SOLUTIONS, INC.	VAULT LIDS VAULT LID	PV	137847	001	00701	29,847.00	102
				Payment Amount				44,769.00		
68765	03/24/15	18604	VENTURA PEST CONTROL	APR'15 DISASTR RECVRY	PV	137925	001	00701	3,114.00	305696
				Payment Amount				3,114.00		
68766	03/24/15	13326	VILLA ESPERANZA SERVICES	MAR'15 PEST CNTRL MAR'15 PEST CNTRL MAR'15 PEST CNTRL	PV	138033	001	00701	110.00	457829
				Payment Amount				380.00		
				Payment Amount				195.00		
68766	03/24/15	13326	VILLA ESPERANZA SERVICES	FEB'15 LANDSCAPE SVC	PV	138034	001	00701	1,114.75	LVMWD 2015-3
				Payment Amount				685.00		
				FEB'15 LANDSCAPE SVC	PV	138034	002	00701	3,096.32	LVMWD 2015-3
				FEB'15 LANDSCAPE SVC	PV	138034	004	00701	571.93	LVMWD 2015-3
				Payment Amount				4,783.00		
68767	03/24/15	9532	HENRY VIRAMONTES	BIOFILTER MEDIA BIOFILTER MEDIA	PV	138054	001	00701	34,062.50	99529
				Payment Amount				14,180.00		

ITEM 4A

Batch Number - 236576
Bank Account - 00146807 Cash-General

Payment Number	Payment Date	Address Number	Name	Payment Stub Message	Document Ty	Document Number	Key Item	Key Co	Amount	Invoice Number
68768	03/24/15	9286	DAVID WANK	TURF RMVL	PV	137899	001	00101	2,166.00	830316
				REBATE					48,242.50	
68769	03/24/15	3047	WESCO DISTRIBUTION, INC.	MISC	PV	138051	001	00701	3,576.78	411134
				HRDWR-RES#2					2,166.00	
			All Payee	WESCO DISTRIBUTION, INC						
				PO BOX 31001-0465						
				PASADENA CA 91110-0465						
68770	03/24/15	19381	ZUSSER COMPANY, INC.	PMT#2-RW	PV	137947	001	00701	249,760.00	10522#2
				RES#2					3,576.78	
				PMT#2-RW	PV	137947	002	00701	82,346.00-	10522#2
				RES#2						
				5%	PD	137948	001	00754	8,370.70-	10522/RTN#2
				RETENTION-PMT #2						
				Payment Amount					159,043.30	
				Total Amount of Payments Written					1,188,176.31	
				Total Number of Payments Written					74	



March 24, 2015 LVMWD Regular Board Meeting

TO: Board of Directors

FROM: Finance & Administration

Subject: Investment Report for the Month of February 2015 (Pg. 34)

SUMMARY:

Driven by a combination of positive and negative economic indicators, the economy continued its slow recovery in February. At the end of February, markets were slightly higher than January and the January Federal Reserve meeting indicated little change in its current policies: interest rates stayed at historic lows and expectations of interest rate increases in the second half of 2015 continued. Interest rates for financial instruments in the 1 to 5 year range and the U.S. stock markets remained higher than a year ago. However, there has been a flattening in the treasury yield curve, resulting in slightly lower yield in the intermediate to long-term bonds.

Despite financial market stability in February, the housing market continued to experience recovery challenges in that sector. Most financial experts are predicting continued slow improvements to the economy for calendar year 2015, followed with some short-term volatility. The annualized yield for the District's portfolio was up 1.1% year-over-year, reaching 0.94% in February 2015 compared to 0.93% in February 2014.

RECOMMENDATION(S):

Receive and file the Investment Report for the Month of February 2015.

FISCAL IMPACT:

No

ITEM BUDGETED:

No

DISCUSSION:

Staff monitors economic news to help predict factors that may influence the District's operations and investment portfolio performance. As was discussed with the Board during the budget-based rates study session, the economy has historically been a good predictor of water usage with the impact of negative economic conditions nearly matching that of mandatory water use restrictions. Conversely, a more robust economy promotes infill development within the District, such as the Shoppes at Westlake and the new homes off Agoura Road in Agoura Hills, which increases demands for the District's services. Keeping abreast of national economic factors and its impact on the District's return on its investment portfolio helps to ensure the effective utilization of the public's assets and money.

Economic Trends:

The overall economic data for February has remained indicative of modest growth. The February employment report came in stronger than anticipated. Nonfarm payrolls rose by 295,000 in January, following strong gains of 257,000 and 329,000 in January and December, respectively. The national

ITEM 4B

unemployment rate declined down to 5.5% from 5.7%. The labor participation rate dropped to 62.8% from 62.9% in January. Also, wages increased 0.1% in February (below expectations). Meanwhile, manufacturing data has recently softened due to the strong U.S. dollar and sluggish economic growth abroad which may be having a dampening effect on U.S. manufacturing trends. The housing data remains volatile in spite of ongoing low mortgage rates. Single-family housing starts declined 6.7% in January.

The Federal Open Market Committee (FOMC) left policy rates unchanged at its January meeting. The Fed noted economic activity has been expanding at a moderate pace and job growth has improved, but “market-based measures of inflation compensation have declined substantially in recent months.” The Fed also acknowledged it is taking “international developments” into account as it assesses monetary policy. The FOMC reaffirmed it will take a “patient” approach toward normalizing monetary policy, and emphasized once again that policy changes will be data dependent. The first rate hike is likely to be in mid to late-2015 based on the Fed’s economic forecasts. Fed Chair Yellen indicated that policy rates would likely remain unchanged for at least the next couple of FOMC meetings. This suggests that a rate hike is unlikely to happen any sooner than June, unless there is an unexpected change in economic data. The next FOMC meeting will take place on March 17-18. Market participants will be looking closely at the Fed’s March policy statement to see if the word “patient” is removed. Fed Chair Yellen linked the word “patient” to two meetings, implying that once the word is removed from the statement the first rate hike will be two meetings later.

The yield on the two-year Treasury note increased in February to 0.62%, from 0.45% at the end of January. The 3-year Treasury was up as well, closing the month at 1.00% compared to 0.74% from January. Domestic economic data remained fairly positive in February, but concerns about a slowdown in global economic growth (particularly in Europe, Russia and China) were elevated in the month. Geopolitical tensions and lower oil prices also caused volatility in the global financial markets during the month.

The Dow Jones Industrial Average finished February higher, up 967.75 points or +5.7% for the month, closing at 18,132.70 from 17,164.95 on January 30th.

In January, overall the Los Angeles-Riverside-Orange County Consumer Price Index (CPI) declined to -0.1% on a year-over-year basis from 0.7% in December. The year-over-year Core CPI (CPI less food and energy) was unchanged at 1.6% in January.

In January, retail sales rose 3.3% on a year-over-year basis versus a gain of 5.1% in December. On a month-over-month basis, retail sales declined 0.8% in January. Gasoline sales were a drag on retail sales due to lower prices. Overall, consumer spending is showing positive momentum.

Housing data remains volatile. Single-family housing starts declined by 6.7% in January after rising 7.2% in December.

The national unemployment rate in February dropped to 5.5% from 5.7% in January. Preliminary unemployment rates for our micro-area (Agoura Hills data) improved to 3.2% in December from 3.4% in November. The Los Angeles County unemployment rate improved to 7.5% in December, from 7.9% in November. Ventura County’s unemployment decreased from 6.5% in November to 5.9% in December.

Performance of the District’s Portfolio:

As of February 28, 2015, the District held \$65,903,700 in its portfolio, down 11.4% year-over-year, primary due to withdraws to fund for capital improvement projects. The majority of the funds are held in the District’s investment accounts, which had a February 28th value of \$36,809,650. LAIF held the majority of the remaining funds in the amount of \$23,589,955. A small portion of the funds, \$2,000,878, were held in the pooled investment fund of CalTrust. A significant portion of remaining funds were held in a trustee account as required reserves for the Bond Refunding: \$2,759,453. The annualized yield for the District’s portfolio has remained unchanged on a year-over-year basis, reaching 0.94% in February 2015 from 0.93% in February 2014.

GOALS:

Ensure Effective Utilization of the Public's Assets and Money

ITEM 4B

Prepared By: Joseph Lillio, Finance Manager

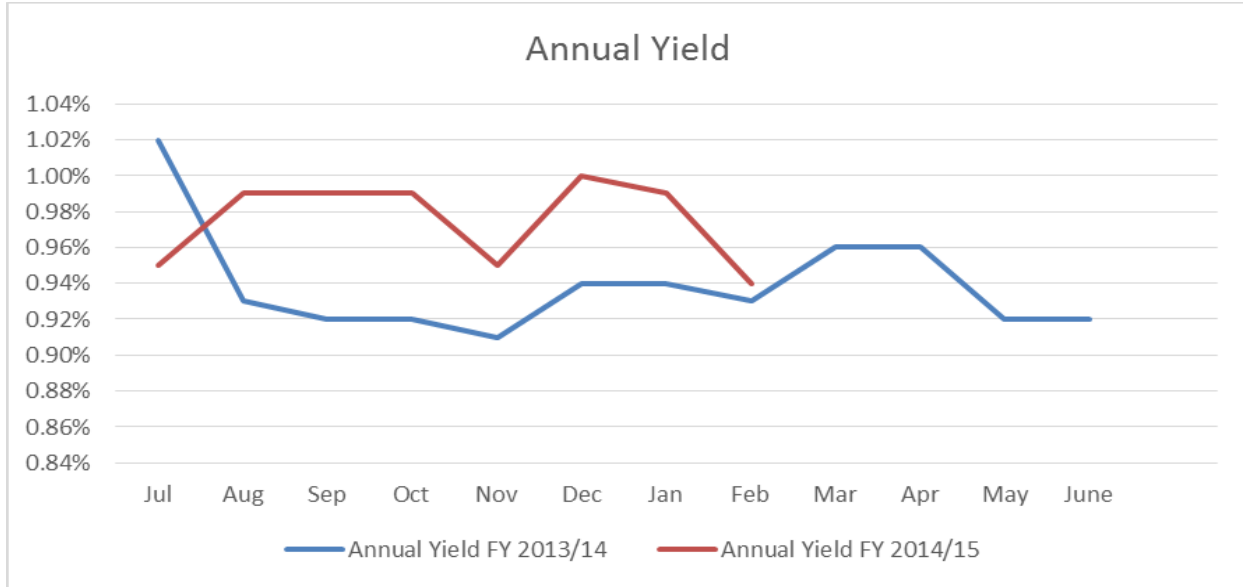
ATTACHMENTS:

[Charts](#)

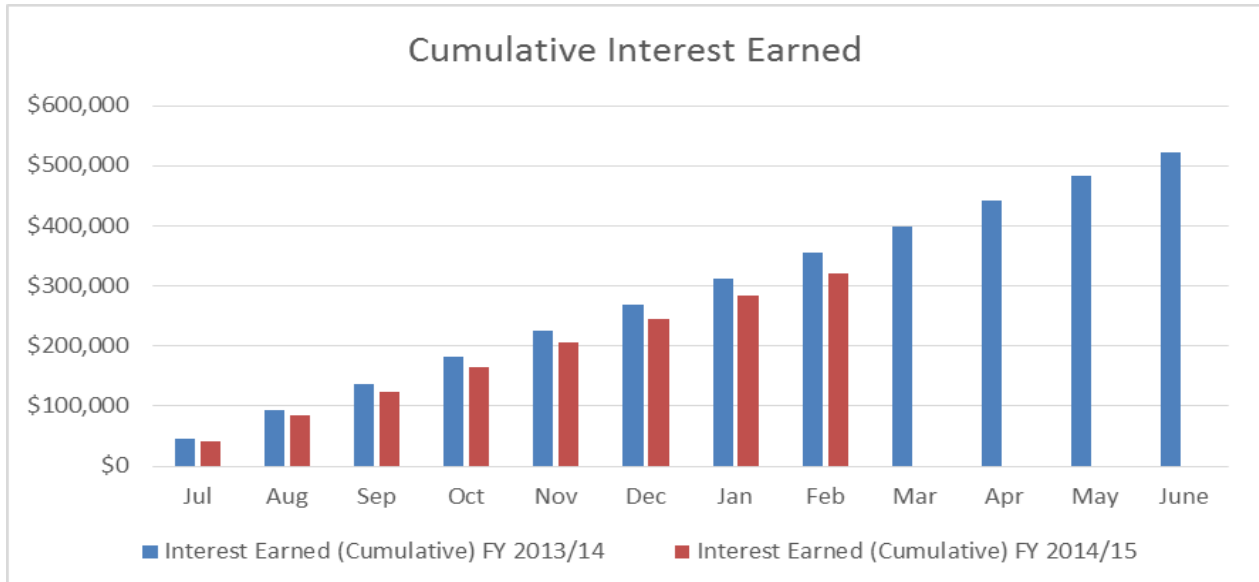
[Investment Report](#)

[Appendix A](#)

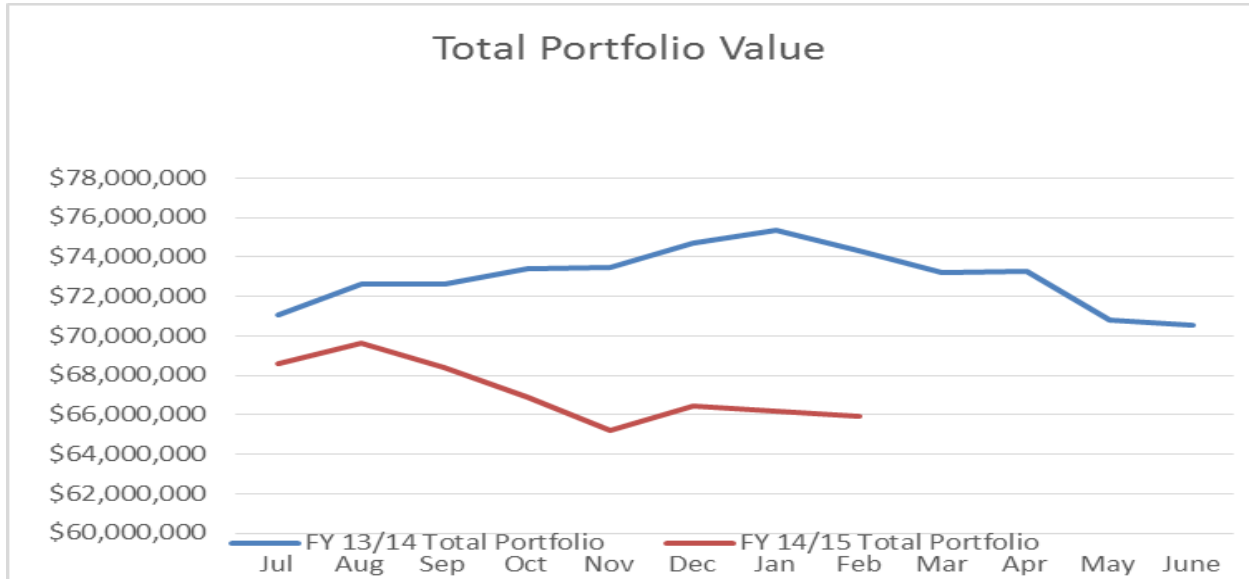
In February, the annualized yield for the District’s Investment portfolio decreased by 5 basis points (0.05%), to 0.94% from 0.99% in January 2015. The overall decrease is a result of several securities that were called and the funds were moved into the LAIF account. Staff will be looking to reinvest these funds in the month of March. The following chart shows annualized monthly yield over the current fiscal year (FY) and previous FY. As the chart shows, yields have largely remained flat since August 2013. Staff does not forecast yields to change significantly for the remainder of the FY.



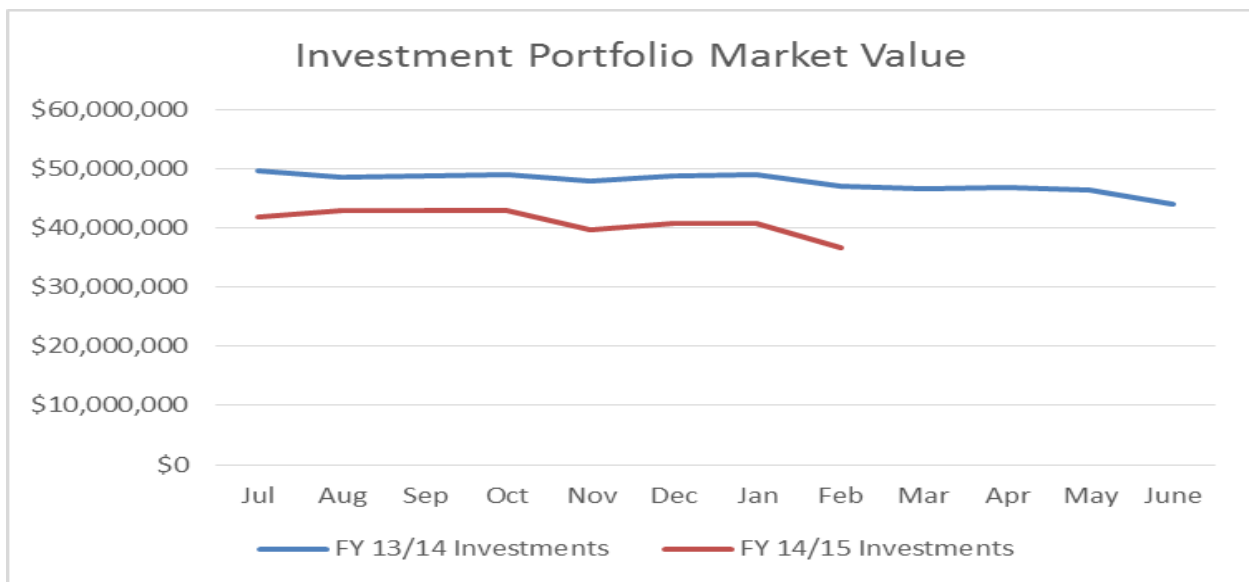
The interest earned from all investments in the portfolio FY to date has slightly trailed FY 13/14 as anticipated. The following chart shows cumulative interest earned over the current and previous FY. The current cumulative interest earned is slightly less than the cumulative interest earned during this same period last year (February 2014) due to a lower overall portfolio balance. Since there is no indication of a significant interest rate increase through the remainder of the current fiscal year, staff projects that the current trend will continue.

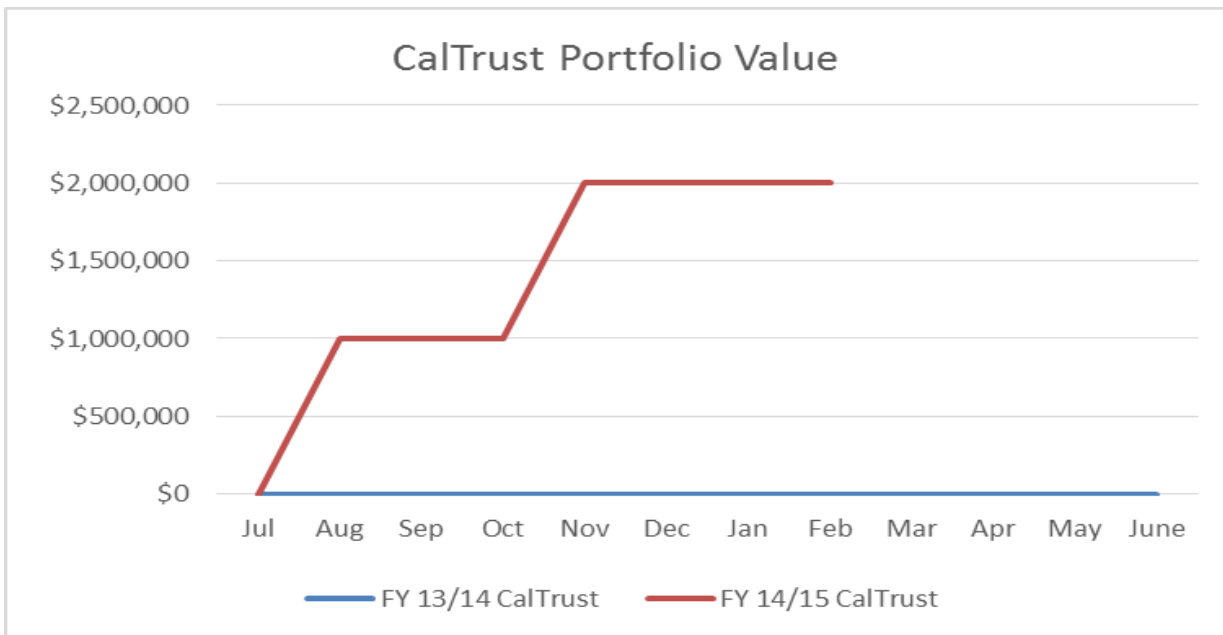
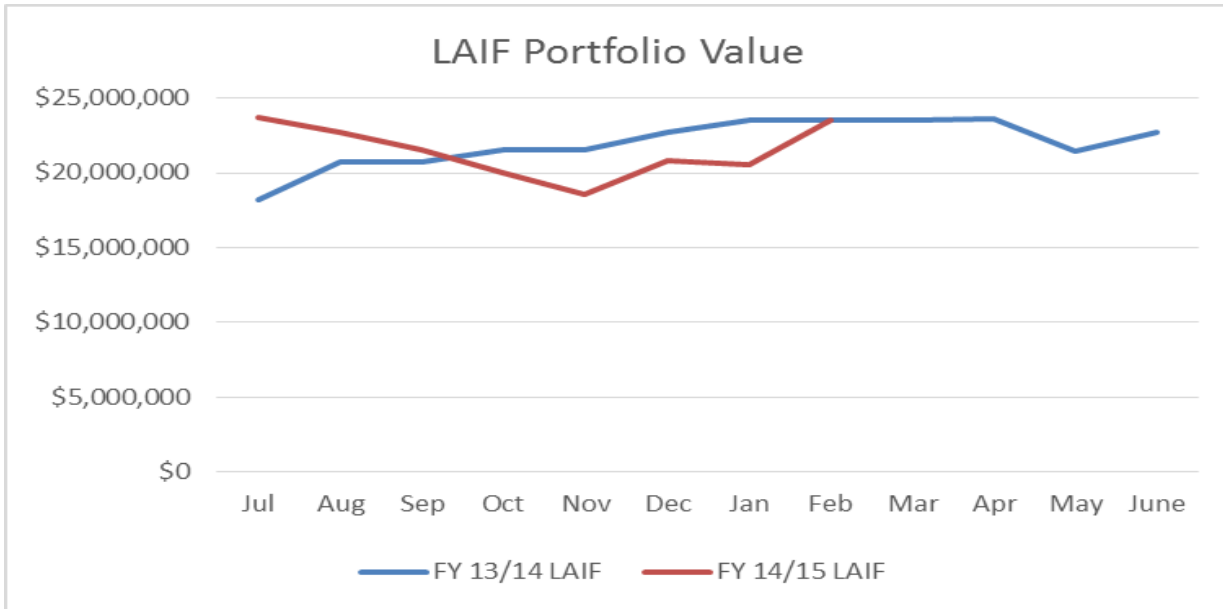


The total value of the portfolio as of February 28, 2015 is \$65.9M. This compares to a balance of \$74.3M from February 28, 2014. This year-over-year difference reflects an 11.4% decrease and is a reflection of the capital project outlays over the past year. The portfolio typically fluctuates as funding is needed for capital projects. The chart below shows the total portfolio value over time.

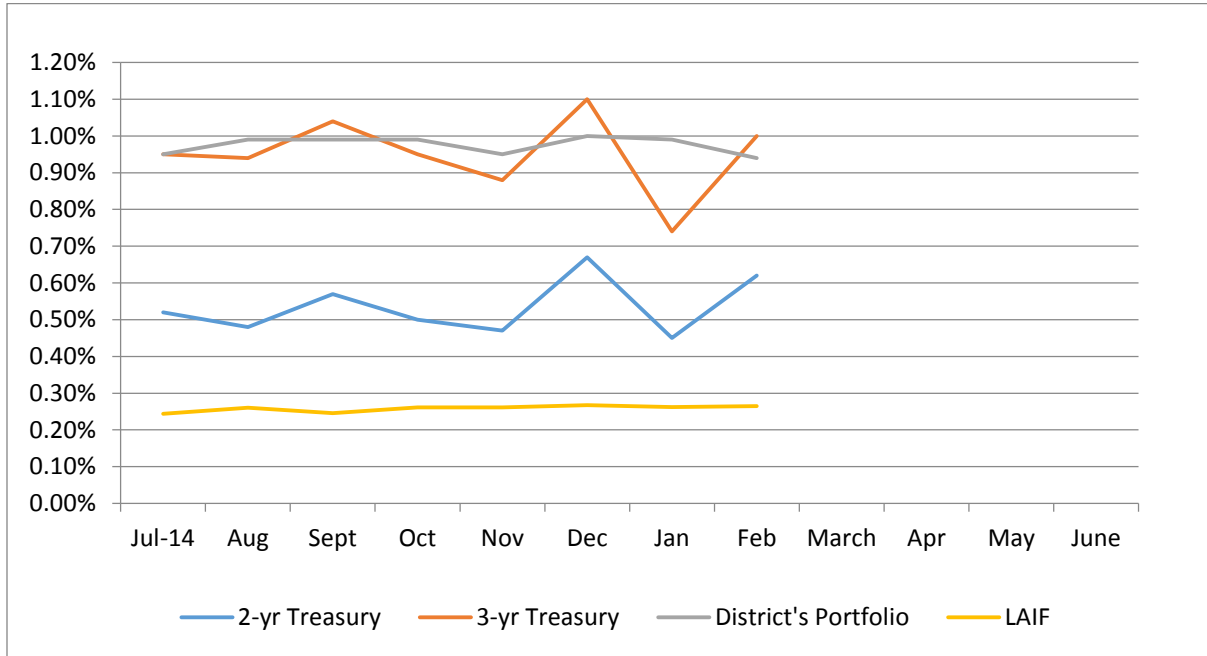


On average, the District maintains approximately 30-35% of the portfolio in LAIF and 65-70% in direct investments. The following charts show the value of the District’s Investment Portfolio, LAIF, and CalTrust. The investment portfolio had a balance of \$36.7M as of February 28, 2015, LAIF had a balance of \$23.6M, and there was a balance of \$2.0M in CalTrust. The CalTrust account was first funded in August 2014 as a means of diversifying the liquidity portion of the District’s portfolio. The charts visually show the District’s rebalancing of funds from the investment portfolio to LAIF during the last half of fiscal year 13/14 to ensure liquidity needs for the ongoing capital projects.





The following chart depicts annualized yields on the District's portfolio for FY 2014-15 in comparison to comparative benchmarks; the 2-year U.S. Treasury yield, the 3-year U.S. Treasury yield and LAIF. The average duration of the District's portfolio as of February 28, 2015 was 2.29 years.



Date: March 12, 2015
 To: David W. Pedersen, General Manager
 From: Finance and Administration Department
 Subject: Investment Report for the Month of February 2015

Summary of Investments

Investments Maturing Within Six Months:

Disc./Cpn Rate	Yield To Maturity	Investment Type	Date Invested	Date Matures	Book Value	Par Value	Market Value	Market Value Source
2.000%	2.000%	FHLB-Bullet	03/15/11	03/30/15	1,000,000	1,000,000	1,001,460	Custodian
0.740%	0.550%	Montgomery-Muni Bond	11/29/12	04/01/15	1,004,400	1,000,000	1,000,070	Custodian
0.850%	0.850%	AZSHGR-Muni Bond	01/17/13	06/01/15	2,205,000	2,205,000	2,206,544	Custodian
0.670%	0.670%	FNMA-Bullet	03/26/12	06/26/15	1,000,000	1,000,000	1,002,310	Custodian
		Sub-Total			5,209,400	5,205,000	5,210,384	

Investments Maturing After Six Months:

1.050%	1.050%	FFCB-Bullet	03/28/12	03/28/16	1,000,000	1,000,000	1,007,260	Custodian
1.270%	1.270%	FHLB-Bullet	03/30/12	03/02/17	1,000,000	1,000,000	1,010,200	Custodian
0.980%	0.980%	FFCB-Callable Coupon	09/18/12	09/18/17	1,000,000	1,000,000	998,910	Custodian
0.900%	0.921%	FNMA-Callable Coupon	10/25/12	10/25/17	999,000	1,000,000	990,790	Custodian
0.625%	0.700%	FHLMC-Bullet	10/26/12	11/01/16	997,040	1,000,000	999,510	Custodian
0.820%	0.860%	FFCB-Callable Coupon	10/26/12	07/11/17	998,000	1,000,000	993,940	Custodian
0.75% & Up	1.045%	FNMA-Callable Coupon	11/21/12	11/21/17	1,000,000	1,000,000	1,000,190	Custodian
0.625%	0.625%	FNMA-Callable Coupon	11/28/12	11/28/16	2,000,000	2,000,000	1,994,840	Custodian
0.600%	0.600%	FFCB-Callable Coupon	12/13/12	12/12/16	1,000,000	1,000,000	992,540	Custodian
0.600%	0.580%	Port Auth NY&NJ-MuniBor	12/19/12	12/01/15	1,000,580	1,000,000	1,000,290	Custodian
0.600%	0.600%	FFCB-Bullet	12/27/12	12/27/16	1,000,000	1,000,000	998,050	Custodian
0.500%	0.500%	FHLB-Callable Coupon	12/28/12	06/28/16	1,000,000	1,000,000	998,980	Custodian
1.585%	1.100%	LVNSCD-Muni Bond	02/20/13	11/01/17	1,022,130	1,000,000	1,003,760	Custodian
0.690%	0.690%	PST-Muni Bond	03/26/13	11/01/16	1,000,000	1,000,000	992,870	Custodian
1.000%	1.000%	FHLMC-Callable Coupon	03/26/13	03/26/18	1,000,000	1,000,000	994,560	Custodian
0.8% & Up	1.145%	FNMA-Callable Coupon	03/27/13	03/27/18	1,000,000	1,000,000	998,200	Custodian
0.85% & Up	1.170%	FNMA-Callable Coupon	03/28/13	03/28/18	1,000,000	1,000,000	1,000,170	Custodian
1.020%	1.020%	FHLMC-Callable Coupon	04/30/13	04/30/18	999,500	1,000,000	989,890	Custodian
0.950%	0.950%	FHLMC-Callable Coupon	05/22/13	05/22/18	1,000,000	1,000,000	991,690	Custodian
0.750%	0.750%	FHLMC-Callable Coupon	05/28/13	11/28/17	1,000,000	1,000,000	990,240	Custodian
0.75% & Up	1.117%	FNMA-Callable Coupon	05/29/13	05/29/18	1,000,000	1,000,000	998,650	Custodian
0.832%	0.832%	ARLDEV-Muni Bond	06/03/13	12/15/16	1,585,000	1,585,000	1,581,941	Custodian
1.250%	1.250%	FHLB-Callable Coupon	06/26/13	06/26/18	1,000,000	1,000,000	998,220	Custodian
1.800%	1.800%	FHLMC-Callable Coupon	03/12/14	03/12/19	1,000,000	1,000,000	1,000,450	Custodian

LVMWD Investment Report for the Month Ending February 28, 2015

Disc./Cpn Rate	Yield To Maturity	Investment Type	Date Invested	Date Matures	Book Value	Par Value	Market Value	Market Value Source
Investments Maturing After Six Months (continued):								
1.500%	1.500%	FNMA-Callable Coupon	09/19/14	09/19/18	1,000,000	1,000,000	1,004,010	Custodian
1% & Up	2.216%	FHLB-Callable Coupon	12/30/14	12/30/19	1,000,000	1,000,000	1,003,170	Custodian
1.500%	1.500%	FHLMC-Callable Coupon	01/30/15	01/30/19	1,000,000	1,000,000	1,000,440	Custodian
1.000%	1.034%	FHLB-Callable Coupon	02/26/15	02/26/18	999,000	1,000,000	996,050	Custodian
1.400%	1.400%	FHLMC-Callable Coupon	02/27/15	08/24/18	1,000,000	1,000,000	999,540	Custodian
1% & Up	2.172%	FHLB-Callable Coupon	02/27/15	02/27/20	1,000,000	1,000,000	994,420	Custodian
Sub-Total					31,600,250	31,585,000	31,523,771	
Total Investments					36,809,650	36,790,000	36,734,154	

Note: Gov. Agency Coupon Notes will distribute interest every six month.

1-CPNRT=0.75% to 11/15; thereafter 1.5%.

3-CPNRT=0.85% to 9/15; 1% to 9/16; 1.5% to 9/17; thereafter 2.5%.

5-CPNRT=1% to 12/15; 1.25% to 12/16; 2% to 12/17; 3% to 12/18; thereafter 4%.

2-CPNRT=0.8% to 9/15; thereafter 1.5%.

4-CPNRT=0.75% to 5/16; 1% to 5/17; 2% to 11/17; thereafter 3%.

6-CPNRT=1% to 2/16; 1.5% to 2/17; 2% to 2/18; 3% to 2/19; thereafter 3.5%.

Interest earnings for the month were as followed:

Investment	Amount Earned/Accrued	Current Yield
Refunding Revenue Bonds - Reserve Fund (Bank of New York Mellon)	\$552	0.266%
Local Agency Investment Fund (LAIF)	31,602	0.940%
CalTrust Short-Term Fund	4,653	0.266%
Reich & Tang Daily Income - US Treasury Money Market Fund	754	0.330%
Sweep Accounts (Wells Fargo Bank/Bank of New York Mellon)	3	0.010%
Total Earnings	10	0.010%
	\$37,574	

Schedule of Investment Balance Limitations (Per District investment policy)

The source of the market valuation is as followed:

Investments (Note 1)	Total Amount Invested	% of Total	Max. Limit Allowed
Refunding Revenue Bonds - Reserve Fund (Bank of New York Mellon/LAIF)	\$36,809,650	55.85%	no limit
Reich & Tang Daily Income - US Treasury Money Market Fund (Union Bank)	2,759,453	4.19%	1 yr debt pmt.
Local Agency Investment Fund (LAIF)	743,764	1.13%	no limit
CalTrust Short-Term Fund	23,589,955	35.79%	50,000,000
	2,000,878	3.04%	no limit
Total	\$65,903,700	100.00%	

Note 1: The average weighted duration for investments, excluding LAIF, is 848 days, which is under the assumption that callable coupons will not be called and will be held until maturity.

Note 2: In February 2015, Joint Powers Authority's participation in investment is \$5,960,659.65, of which \$4,066,312.80 (or 68.22%) belongs to LV.

LVMWD Investment Report for the Month Ending February 28, 2015

Bank Account Balances as of February 28, 2015:


Bank Name	Account Type	Amount
Wells Fargo Bank	Checking	\$54,149 (Note 3)
Wells Fargo Bank	Sweep	1,257,818
Bank of New York Mellon	Money Market	-
	Total	\$1,311,967

Note 3: This is bank balance without adjusting for outstanding checks. The total amount of outstanding checks is unavailable at the time of reporting.

"All District investments are included in this report and all investments, except those relating to debt issues and deferred compensation programs funds, conform to District investment policy. All investment transactions within the period covered by this report, except for the exceptions noted above, conform to District investment policy. Deferred compensation program funds are not included in this report; their investment is directed by individual employees participating in the deferred compensation program and not by the District. Debt issue funds are included in this report; their investment is controlled by specific provisions of the issuance documents and not by the District."

"The deposits and investments of the District safeguard the principal and maintain the liquidity needs of the District, providing the District with the ability to meet expenditure requirements for the next six months. The maturity dates are compatible with foreseeable cash flow requirements. The deposits and investments can be easily and rapidly converted into cash without substantial loss of value."

Approved for March 24, 2015 Agenda:


 David W. Pedersen, General Manager

I HEREBY CERTIFY THAT THE FOREGOING IS TRUE AND CORRECT

TO THE BEST OF MY KNOWLEDGE

 Jay Lewitt, Treasurer

Definitions

- Disc./Cpn Rate – The yield paid by a fixed income security.
- Yield to Maturity – The rate of return of a security held to maturity when interest payments, market value and par value are considered.
- Bullet – A fixed income security that cannot be redeemed by the issuer until the maturity date.
- Callable – A fixed income security that can be redeemed by the issuer before the maturity date.
- Book Value – The price paid for the security.
- Par Value – The face value of a security.
- Market Value – The current price of a security.
- Custodian – The financial institution that holds securities for an investor.

Investment Abbreviations

- FHLB – Federal Home Loan Bank
- FHLMC – Federal Home Loan Mortgage Corporation (Freddie Mac)
- FNMA – Federal National Mortgage Association (Fannie Mae)
- FFCB – Federal Farm Credit Bank
- Bonds
 - NYCGEN – New York City Transitional Finance Authority Future Tax Secured Bond
 - KYSHSG – Kentucky State Housing
 - Montgomery – Montgomery, AL General Obligation Bond
 - PORTRN – Port Authority of New York & New Jersey Revenue Bond
 - AZSHGR – Arizona Board of Regents University of Arizona System Revenue Bond
 - LVNSCD – Las Virgenes Unified School District
 - NJSMFH – New Jersey State Mortgage Finance & Housing
 - PTS – Port of Seattle
 - ARLDEV – Arlington County Development Authority Revenue Bond



March 24, 2015 LVMWD Regular Board Meeting

TO: Board of Directors

FROM: Finance & Administration

Subject: SCADA Wired Telecommunications Network: Upgrade of AT&T Services (Pg. 45)

SUMMARY:

ACC Business, a division of AT&T Corporation, provides the District with wired telecommunications services to transmit SCADA data between key field sites and both Headquarters and the Tapia Water Reclamation Facility. In November 2014, AT&T notified staff that its current service utilizing "frame relay technology" for the District's SCADA system would no longer be supported after December 31, 2015. As a result, AT&T is transitioning its customers to a newer, superior technology known as "Multiprotocol Label Switching (MPLS)".

MPLS service provides additional bandwidth at a lower overall cost. ACC Business provided the District with the attached quote to transition to MPLS service, waiving all installation costs, and continuing service for 24 months at a total cost of \$54,000. If accepted, the quote would result in a District cost-saving of \$20,629.20, or approximately 28%, compared to current rates for the legacy frame relay service. Staff recommends accepting the quote from ACC Business.

RECOMMENDATION(S):

Accept the quote from ACC Business and authorize the General Manager to execute a two-year multi-service agreement, in the amount of \$54,000, to upgrade the District's wired SCADA telecommunications services.

FISCAL IMPACT:

Yes

ITEM BUDGETED:

Yes

FINANCIAL IMPACT:

Sufficient funds are available in the adopted Fiscal Year 2014-15 Budget for the upgraded services. The District current cost for frame relay service is \$3,109.55 monthly, compared to MPLS service quoted at \$2,250.00 monthly. Based on these figures, the service upgrade would result in a cost-saving of \$20,629.20, or approximately 28%.

DISCUSSION:

The Water Distribution SCADA system currently uses AT&T frame relay service to connect Headquarters with the Cornell, Stunt Road, and LV-2 Pump Stations. The Tapia Water Reclamation SCADA system currently uses AT&T frame relay service to connect Tapia with Lift Station Nos. 1 and 2. Since AT&T will no longer support frame relay technology, a replacement wired communication system is required. AT&T's solution to upgrade the District to MPLS technology will provide the SCADA system with enhanced service at a lower overall cost.

ITEM 4C

Attached for reference is a copy of the proposed multi-service agreement.

GOALS:

Ensure Effective Utilization of the Public's Assets and Money

Prepared By: Michael McIntyre, SCADA Systems Specialist

ATTACHMENTS:

[Quote for Service Upgrade](#)

[Multi-Service Agreement](#)

Prepared By:
 For Customer: Las Virgenes Municipal Water District
 Authorized By: ACC Business Agent
 Date of Quote: 01/19/2015

Project #: 536186736
 Solution #: 536186737
 Offer Exp. Date: 04/30/2015
 eCRM #:

Plug into the power of AT&T



BUDGETARY PRICING

4232 818-871 HA

Qty	Service	Speed	Mileage	24 Months Contract	Waived Install	Billed Install
1	Access Circuit	T1.5	14	\$165.00	\$750.00	\$0.00
1	MIS Port - Managed	1544k		\$160.00	\$0.00	\$0.00
1	MIS Port Installation - Tele-Install			\$0.00	\$1,000.00	\$0.00
1	MPLS Private Network Transport			\$50.00	\$0.00	\$0.00
1	Class of Service			\$0.00	\$1,000.00	\$0.00
4232 Totals				\$375.00	\$2,750.00	\$0.00

23589 818-348 Luz

Qty	Service	Speed	Mileage	24 Months Contract	Waived Install	Billed Install
1	Access Circuit	T1.5	10	\$165.00	\$750.00	\$0.00
1	MIS Port - Managed	1544k		\$160.00	\$0.00	\$0.00
1	MIS Port Installation - Tele-Install			\$0.00	\$1,000.00	\$0.00
1	MPLS Private Network Transport			\$50.00	\$0.00	\$0.00
1	Class of Service			\$0.00	\$1,000.00	\$0.00
23589 Totals				\$375.00	\$2,750.00	\$0.00

28955 818-865 Cornell

Qty	Service	Speed	Mileage	24 Months Contract	Waived Install	Billed Install
1	Access Circuit	T1.5	18	\$165.00	\$750.00	\$0.00
1	MIS Port - Managed	1544k		\$160.00	\$0.00	\$0.00
1	MIS Port Installation - Tele-Install			\$0.00	\$1,000.00	\$0.00
1	MPLS Private Network Transport			\$50.00	\$0.00	\$0.00
1	Class of Service			\$0.00	\$1,000.00	\$0.00
28955 Totals				\$375.00	\$2,750.00	\$0.00

1129 818-591 Stunt

Qty	Service	Speed	Mileage	24 Months Contract	Waived Install	Billed Install
1	Access Circuit	T1.5	11	\$165.00	\$750.00	\$0.00
1	MIS Port - Managed	1544k		\$160.00	\$0.00	\$0.00
1	MIS Port Installation - Tele-Install			\$0.00	\$1,000.00	\$0.00
1	MPLS Private Network Transport			\$50.00	\$0.00	\$0.00
1	Class of Service			\$0.00	\$1,000.00	\$0.00
1129 Totals				\$375.00	\$2,750.00	\$0.00

4815 818-591 LS -

Qty	Service	Speed	Mileage	24 Months Contract	Waived Install	Billed Install
1	Access Circuit	T1.5	11	\$165.00	\$750.00	\$0.00
1	MIS Port - Managed	1544k		\$160.00	\$0.00	\$0.00
1	MIS Port Installation - Tele-Install			\$0.00	\$1,000.00	\$0.00
1	MPLS Private Network Transport			\$50.00	\$0.00	\$0.00
1	Class of Service			\$0.00	\$1,000.00	\$0.00
4815 Totals				\$375.00	\$2,750.00	\$0.00

24303 818-591				48		
Qty	Service	Speed	Mileage	24 Months Contract	Waived Install	Billed Install
1	Access Circuit	T1.5	11	\$165.00	\$750.00	\$0.00
1	MIS Port - Managed	1544k		\$160.00	\$0.00	\$0.00
1	MIS Port Installation - Tele-Install			\$0.00	\$1,000.00	\$0.00
1	MPLS Private Network Transport			\$50.00	\$0.00	\$0.00
1	Class of Service			\$0.00	\$1,000.00	\$0.00
24303 Totals				\$375.00	\$2,750.00	\$0.00

LS 2

Total Charges Per Month:	\$2,250.00	\$16,500.00	\$0.00
---------------------------------	-------------------	--------------------	---------------

This proposal does not constitute an offer to contract or an acceptance of the customer's requirements.
 How have you addressed network security? Network Based Firewall options available now! Ask your Agent Manager. The VPN Value Offer Special is available to new PNT customers who are in the AT&T Footprint (IF) and certain Out of Footprint customers depending on carrier. Specific bandwidths and mileage restrictions apply. No mileage restrictions apply to Ethernet. Not offered with MIS. Cannot be used in combination with the Inside Wire Rebate Promo or the FTTB ETF Rebate Promo. Offer is valid until the expiration date. 2014 AT&T Intellectual Property. All Rights Reserved. VPN Value Special promo authorized for Las Virgenes Municipal Water District. TO01192015. PQ#22516.
Customer is responsible for all inside wiring charges.
Contract acceptance by ACC Business is dependent upon approval of customer's credit.
All US Installation Charges except new jack and expedite charges are waived.
Standard MPLS-PNT implementation differs based upon the LEC and the ordered services.
All network charges are subject to any applicable federal, state and local taxes and the Universal Connectivity Charge.
NxT1 ports require MLPPP - Controlled Introduction terms and conditions apply.



ACC BUSINESS MULTI-SERVICE AGREEMENT

ACC Business MA Reference No. 0

Customer		ACC Business, a division of AT&T Corp.
Customer Legal Name:	Las Virgenes Municipal Water District	ACC Business
Street Address:	4232 Las Virgenes *	
City:	Calabasas	
State/Province:	CA	
Zip Code:	91302 Country:	
Customer Contact (for notices)		
Name:	Jennifer Chen	Street Address: 400 West Avenue
Title:	Accounts Payable	City: Rochester State/Province: NY
Street Address:	4232 Las Virgenes	Zip Code: 14611 Country: USA
City:	Calabasas State/Province: CA	With a copy to: AT&T Corp. One AT&T Way Bedminster, NJ 07921-0752 ATTN: Master Agreement Support Team Email: mast@att.com
Zip Code:	91302 Country:	
Telephone:	818-251-2224	
Fax:	*	
Email:	accountspayable@lvmwd.com	
This ACC Business Multi-Service Agreement between the customer named above ("Customer") and ACC Business is effective when signed by both parties.		
Customer (by its authorized representative)		ACC Business (by its authorized representative)
By:		By:
Name:	Dave Pedersen	Name:
Title:	GM	Title:
Date:		Date:

Agreement: The terms and conditions for the products and services that ACC Business provides to Customer under this Agreement ("Services") are found in this document and the following additional documents (collectively, the "Agreement"): (i) Tariffs, Guidebooks and Service Guides found at att.com/service_publications; (ii) pricing schedules or other documents attached to or later executed by the parties and referencing this document ("Pricing Schedule"); and (iii) the Acceptable Use Policy ("AUP") found at att.com/aup. AT&T or ACC Business may revise Tariffs, Guidebooks, Service Guides or the AUP (collectively "Service Publications") at any time and may direct Customer to websites other than listed above. The order of priority of the documents that form this Agreement is: the applicable Pricing Schedule or Order, this Multi-Service Agreement, and the applicable Service Publications; provided that, Tariffs will be first in priority in any jurisdiction where applicable law or regulation does not permit contract terms to take precedence over inconsistent Tariff terms. This Agreement continues so long as Services are provided under this Agreement.

Affiliate Signature: An ACC Business or Customer Affiliate may sign a Pricing Schedule in its own name, and such Affiliate contract will be a separate but associated contract incorporating the terms of this Agreement. Customer and ACC Business will cause respective Affiliates to comply with any such separate and associated contract.

Services: ACC Business will either provide or arrange to have its Affiliate provide Services to Customer and its Users (anyone who uses or accesses any Service provided to Customer), subject to the availability and operational limitations of systems, facilities and equipment. Where required, an ACC Business Affiliate authorized by the appropriate regulatory authority will be the service provider. Customer may not resell the Services or rebrand the Services for resale to third parties without ACC Business' prior written consent. Customer will cause Users to comply with this Agreement and is responsible for their use of any Service unless expressly provided to the contrary in a Service Publication. If a Service is provided over or accesses the Internet or is a wireless (i.e., cellular) data or messaging Service, Customer, its Affiliates and Users will comply with the AUP.

Ordering: If an applicable Service Publication expressly permits placement of an order for a Service under this Multi-Service Agreement without the execution of a Pricing Schedule, Customer may place such an order using ACC Business' standard ordering processes (an "Order"), and upon acceptance by ACC Business, the Order shall otherwise be deemed a Pricing Schedule under this Multi-Service Agreement for the Service Ordered.



ACC BUSINESS MULTI-SERVICE AGREEMENT

Access to Premises: Customer will in a timely manner allow ACC Business to access or at Customer's expense obtain timely access to property (other than public property) and to equipment as ACC Business reasonably requires for the Services. Access includes information, the right to construct, install, repair, maintain, replace and remove access lines and network facilities and the right to use ancillary equipment space within the building for Customer's connection to AT&T's network. Customer will furnish any conduit, holes, wireways, wiring, plans, equipment, space, power/utilities and other items ACC Business reasonably requires for the Services and will obtain any necessary licenses, permits and consents (including easements and rights-of-way).

Hazardous Materials: Customer will ensure that the location where ACC Business installs, maintains or provides Services is a suitable and safe working environment, free of any substance or material that poses an unreasonable risk to health, safety or property or whose use, transport, storage, handling, disposal or release is regulated by any law related to pollution, to protection of air, water or soil or to health and safety. If ACC Business encounters any such hazardous materials at a Customer location, ACC Business may terminate any affected Service or any affected component of a Service ("Service Component") or suspend performance until Customer removes the hazardous materials.

Independent Contractor Relationship: Each party is an independent contractor. Neither party controls the other, and neither party nor its Affiliates, employees, agents or contractors are Affiliates, employees, agents or contractors of the other party.

License and Other Terms: Software, Purchased Equipment and Third-Party Services may be provided subject to the terms of a separate license or other agreement between Customer and either the licensor, the third-party service provider or the manufacturer. Customer's execution of the Pricing Schedule for or placement of an Order for Software, Purchased Equipment or Third-Party Services is Customer's agreement to comply with such separate agreement.

Unless a Service Publication specifies otherwise, ACC Business' sole responsibility with respect to Third-Party Services is to place Customer's orders for Third-Party Services, except that AT&T or ACC Business may invoice and collect payment from Customer for the Third-Party Services.

Equipment: Services may be provided using certain equipment owned by AT&T that is located at the Site ("AT&T Equipment"), but title to the AT&T Equipment will remain with AT&T. Customer must provide electric power for the AT&T Equipment and keep the AT&T Equipment physically secure and free from liens and encumbrances. Customer will bear the risk of loss or damage (other than ordinary wear and tear) to the AT&T Equipment. The Site is the physical location where ACC Business installs or provides a Service.

Except as specified in a Service Publication, title to and risk of loss of Purchased Equipment shall pass to Customer on delivery to the transport carrier for shipment to Customer's designated location.

AT&T or ACC Business retain a lien and purchase money security interest in each item of Purchased Equipment and Vendor Software until Customer pays all sums due. AT&T or ACC Business is authorized to sign and file a financing statement to perfect such security interest.

Prices, Pricing Schedule Term and Taxes: The prices listed in a Pricing Schedule are stabilized until the end of the Pricing Schedule Term and will apply in lieu of the corresponding prices set forth in the applicable Service Publication. No promotion, credit, discount or waiver set forth in a Service Publication will apply. Unless the Pricing Schedule states otherwise, at the end of the Pricing Schedule Term, Customer may continue Service (subject to any applicable notice or other requirements in a Service Publication for Customer to discontinue a Service Component) under a month-to-month

service arrangement at the prices, terms and conditions in effect on the last day of the Pricing Schedule Term. ACC Business may change such prices, terms or conditions on 30 days' prior notice to Customer.

Prices in the Pricing Schedules are exclusive of and Customer will pay all taxes, regulatory surcharges, recovery fees, customs clearances, duties, levies, shipping charges and other similar charges relating to the sale, transfer of ownership, installation, license, use or provision of the Services. If required by law to withhold or deduct applicable taxes from payments due to ACC Business, Customer must use reasonable commercial efforts to minimize any such taxes and must furnish to ACC Business such evidence as may be required by relevant taxing authorities to establish that such tax has been paid so that ACC Business may claim any applicable credit.

Billing, Payments, Deposits and MARC: Unless a Service Publication specifies otherwise, Customer's obligation to pay for a Service Component begins upon availability of the Service Component to Customer ("Cutover"). Payment is due 30 days after the invoice date (unless another date is specified in an applicable Tariff or Guidebook) and must refer to the invoice number.

At Customer's request, but subject to ACC Business' consent (which may not be unreasonably withheld or withdrawn), Customer's Affiliates may be invoiced separately, and ACC Business will accept payment from such Affiliates. Customer will be responsible for payment if Customer's Affiliates do not pay charges in accordance with this Agreement.

Restrictive endorsements or other statements on checks are void. If Customer does not dispute a charge in writing within 6 months after the date of the invoice in which the disputed charge initially appears, Customer waives the right to dispute the charge. ACC Business may recover all costs (including attorney fees) of collecting delinquent or dishonored payments and may charge late payment fees (i) for Tariff or Guidebook Services, at the rate specified therein; or (ii) for all other Services at the lower of 1.5% per month (18% per annum) or the maximum rate allowed by law. ACC Business may require a deposit as a condition of providing Services, and ACC Business may apply such deposit to any charges owed.

If a Pricing Schedule includes a MARC and Customer's MARC-Eligible recurring and usage charges after deducting discounts and credits and excluding taxes, regulatory charges and charges for Purchased Equipment in any applicable 12-month period are less than the MARC, Customer will pay the shortfall, and ACC Business may withhold contractual credits until Customer pays the shortfall charge.

Termination and Suspension: Either party may terminate this Agreement immediately upon notice if the other party becomes insolvent, ceases operations, is the subject of a bankruptcy petition or makes an assignment for the benefit of its creditors.

ACC Business may terminate or suspend an affected Service or Service Component and, if the activity materially and adversely affects the entire Agreement, terminate or suspend the entire Agreement, immediately upon notice if Customer: (i) commits a fraud upon AT&T or ACC Business; (ii) uses the Service to commit a fraud upon another party; (iii) unlawfully uses the Service; (iv) abuses or misuses AT&T's network or Service; or (v) interferes with another customer's use of AT&T's network or services.



ACC BUSINESS MULTI-SERVICE AGREEMENT

Customer may terminate an affected Service Component for material breach by ACC Business if such breach is not cured within 30 days of notice. ACC Business may terminate or suspend (and later terminate) an affected Service Component for material breach by Customer if such breach is not cured within 30 days of notice.

If Customer fails to rectify a violation of the AUP within 5 days after notice from ACC Business, ACC Business may suspend or terminate the affected Service Component. ACC Business may suspend or terminate immediately if: (i) the suspension or termination is a response to multiple or repeated AUP violations or complaints; (ii) ACC Business is acting in response to a court order or governmental notice that certain conduct must be stopped; or (iii) ACC Business reasonably determines that: (a) ACC Business may be exposed to sanctions, liability, prosecution or other adverse consequences under applicable law if ACC Business allows the violation to continue; (b) the violation may harm or interfere with the integrity, normal operations or security of AT&T's network or of networks with which AT&T or ACC Business interconnects or may interfere with another customer's use of ACC Business services or the Internet; or (c) the violation presents imminent risk of harm to AT&T or ACC Business, ACC Business' customers or its or their respective employees.

Termination Charges: If prior to Cutover, Customer terminates a Service Component other than for cause or ACC Business terminates a Service Component for cause, Customer (i) will pay any pre-Cutover termination or cancellation charges set out in a Pricing Schedule or Service Publication, or (ii) in the absence of such specified charges, will reimburse ACC Business for time and materials, including any third-party charges, incurred prior to the effective date of termination.

Thereafter, if Customer terminates a Service or Service Component for Customer's convenience or ACC Business terminates a Service or Service Component for cause, Customer must pay: (i) 50% (unless a different amount is specified in the Pricing Schedule) of any unpaid recurring charges for the terminated Service Component attributable to the unexpired portion of an applicable Minimum Payment Period specified in the Pricing Schedule or Service Publication, (ii) if termination occurs before the end of an applicable Minimum Retention Period, any associated credits or waived or unpaid non-recurring charges, and (iii) any access facilities cancellation charges and other third-party charges incurred by ACC Business due to the termination.

If Customer terminates a Pricing Schedule that has a MARC, Customer must pay an amount equal to 50% of the unsatisfied MARC for the balance of the Pricing Schedule Term.

In addition, Customer may terminate an affected Service Component without incurring termination charges if (a) AT&T or ACC Business revises a Service Publication and the revision has a materially adverse impact upon Customer; (b) Customer gives 30 days' notice of termination to ACC Business within 90 days of the date of the revision; and (c) AT&T or ACC Business does not remedy the materially adverse impact prior to the effective date of termination. "Materially adverse impacts" do not include changes to non-stabilized pricing, changes required by governmental authority or assessment of, or assessment of or changes to additional charges such as surcharges or taxes.

Disclaimer of Warranties and Liability: AT&T OR ACC BUSINESS MAKES NO EXPRESS OR IMPLIED WARRANTY, DISCLAIMS ANY WARRANTIES OF

MERCHANTABILITY, FITNESS FOR A PARTICULAR PURPOSE, TITLE OR NON-INFRINGEMENT AND DISCLAIMS ANY WARRANTIES ARISING BY USAGE OF TRADE OR BY COURSE OF DEALING. FURTHER, AT&T OR ACC BUSINESS MAKES NO WARRANTY THAT TELEPHONE CALLS OR OTHER TRANSMISSIONS WILL BE ROUTED OR COMPLETED WITHOUT ERROR OR INTERRUPTION (INCLUDING 911 CALLS) AND MAKES NO WARRANTY REGARDING NETWORK SECURITY, THE ENCRYPTION EMPLOYED BY ANY SERVICE, THE INTEGRITY OF ANY DATA THAT IS SENT, BACKED UP, STORED OR LOAD BALANCED, THAT AT&T OR ACC BUSINESS' SECURITY PROCEDURES WILL PREVENT THE LOSS OR ALTERATION OF OR IMPROPER ACCESS TO CUSTOMER'S DATA AND INFORMATION OR THAT SERVICES WILL BE UNINTERRUPTED OR ERROR-FREE. AT&T OR ACC BUSINESS WILL NOT BE LIABLE FOR ANY DAMAGES RELATING TO: INTEROPERABILITY, ACCESS OR INTERCONNECTION OF THE SERVICES WITH APPLICATIONS, DATA, EQUIPMENT, SERVICES, CONTENT OR NETWORKS PROVIDED BY CUSTOMER OR OTHERS; SERVICE DEFECTS, SERVICE LEVELS, DELAYS, SERVICE ERRORS OR INTERRUPTIONS, INCLUDING INTERRUPTIONS OR ERRORS IN ROUTING OR COMPLETING ANY 911 CALLS OR ANY OTHER CALLS OR TRANSMISSIONS (EXCEPT FOR LIABILITY EXPLICITLY SET FORTH HEREIN); LOST OR ALTERED TRANSMISSIONS; OR UNAUTHORIZED ACCESS TO OR THEFT, ALTERATION, LOSS OR DESTRUCTION OF CUSTOMER'S OR OTHERS' APPLICATIONS, CONTENT, DATA, PROGRAMS, INFORMATION, NETWORKS OR SYSTEMS.

Limitation of Liability: AT&T'S OR ACC BUSINESS' ENTIRE LIABILITY AND CUSTOMER'S EXCLUSIVE REMEDY FOR DAMAGES ARISING OUT OF ACC BUSINESS' BREACH OF THIS AGREEMENT AND NOT DISCLAIMED UNDER THIS AGREEMENT SHALL NOT EXCEED THE APPLICABLE CREDITS SPECIFIED IN THE SERVICE PUBLICATION OR, IF NO CREDITS ARE SPECIFIED, AN AMOUNT EQUAL TO THE TOTAL NET CHARGES TO CUSTOMER FOR SERVICE TO WHICH SUCH BREACH RELATES DURING THE PERIOD IN WHICH SUCH BREACH OCCURS AND CONTINUES. IN NO EVENT SHALL ANY OTHER LIABILITY ATTACH TO AT&T OR ACC BUSINESS. THIS LIMITATION WILL NOT APPLY TO BODILY INJURY, DEATH OR DAMAGE TO REAL OR TANGIBLE PROPERTY DIRECTLY CAUSED BY ACC BUSINESS' NEGLIGENCE OR INTENTIONAL MISCONDUCT.

ALL SOFTWARE AND PURCHASED EQUIPMENT IS PROVIDED TO CUSTOMER ON AN "AS IS" BASIS.

NEITHER PARTY WILL BE LIABLE TO THE OTHER PARTY UNDER ANY CIRCUMSTANCES FOR ANY INDIRECT, INCIDENTAL, CONSEQUENTIAL, PUNITIVE OR SPECIAL DAMAGES.

These disclaimers and limitations of liability will apply regardless of the form of action, whether in contract, tort, strict liability or otherwise, of whether damages were foreseeable and of whether a party was advised of the possibility of such damages. These disclaimers and limitations of liability will survive failure of any exclusive remedies provided in this Agreement.

Indemnity: Customer agrees at its expense to defend, indemnify and hold harmless ACC Business, its Affiliates and its and their employees, directors, subcontractors and suppliers or to pay all damages finally awarded against such parties on account of a third-party claim where: (i) the claim arises from Customer's or a User's use of a Service; or (ii) the claim alleges a breach by Customer, its Affiliates or Users of a Software license agreement.



ACC BUSINESS MULTI-SERVICE AGREEMENT

Import/Export Control: Customer and not AT&T or ACC Business is responsible for complying with import and export control laws, conventions and regulations applicable to any equipment, software or technical information that Customer moves or transmits between countries.

ARBITRATION: ALL CLAIMS AND DISPUTES ARISING FROM THIS AGREEMENT SHALL BE SETTLED BY BINDING ARBITRATION ADMINISTERED BY THE AMERICAN ARBITRATION ASSOCIATION UNDER ITS COMMERCIAL ARBITRATION RULES (SUBJECT TO THE REQUIREMENTS OF THE FEDERAL ARBITRATION ACT). ANY JUDGMENT ON ANY AWARD RENDERED MAY BE ENTERED AND ENFORCED IN A COURT HAVING JURISDICTION. THE ARBITRATOR SHALL NOT HAVE THE AUTHORITY TO AWARD ANY DAMAGES DISCLAIMED BY THIS AGREEMENT OR IN EXCESS OF THE LIABILITY LIMITATIONS IN THIS AGREEMENT, SHALL NOT HAVE THE AUTHORITY TO ORDER PRE-HEARING DEPOSITIONS OR DOCUMENT DISCOVERY, BUT MAY COMPEL ATTENDANCE OF WITNESSES AND PRODUCTION OF DOCUMENTS AT THE HEARING. THE PARTIES WAIVE ANY RIGHT TO TRIAL BY JURY AND WAIVE ANY RIGHT TO PARTICIPATE IN OR INITIATE CLASS ACTIONS; IF THE PARTIES CANNOT WAIVE THESE RIGHTS, THIS ENTIRE PARAGRAPH IS VOID.

General Provisions: This Agreement and any pricing or other proposals are confidential to Customer and ACC Business. Neither party may publicly disclose any confidential information of the other party without the prior written consent of the other, unless authorized by applicable law, regulation or court order. Until directed otherwise by Customer in writing, if ACC Business designates a dedicated account representative as Customer's primary contact with ACC Business, Customer authorizes that representative to discuss and disclose Customer's customer proprietary network information to any employee or agent of Customer without a need for further authentication or authorization. Each party will comply with all applicable laws and regulations and with all applicable orders issued by courts or other governmental bodies of competent jurisdiction.

Each party is responsible for complying with the privacy laws applicable to its business. AT&T and ACC Business shall require its personnel, agents and contractors around the world who process Customer Personal Data to protect Customer Personal Data in accordance with the data protection laws and regulations applicable to AT&T's and ACC Business' businesses. If Customer does not want AT&T or ACC Business to comprehend Customer data to which it may have access in performing Services, Customer must encrypt such data so that it will be unintelligible. Customer is responsible for obtaining consent from and giving notice to its Users, employees and agents regarding Customer's and AT&T's and ACC Business' collection and use of the User, employee or agent information in connection with a Service. Customer will only make accessible or provide Customer Personal Data to AT&T or ACC Business when it has the legal authority to do so. AT&T may monitor electronic transmissions across its network to maintain compliance with its legal and regulatory obligations and to operate, maintain and enhance the network and Services. Where required by law, AT&T or ACC Business may provide Customer Personal Data to third parties such as courts, law enforcement or regulatory authorities.

This Agreement may not be assigned by either party without the prior written consent of the other party, which consent will not be unreasonably withheld or delayed, except that ACC Business may: (i) assign in whole or relevant part its rights and obligations under this Agreement to an ACC Business Affiliate, or (ii) subcontract work to be

performed under this Agreement, but ACC Business will in each such case remain financially responsible for the performance of such obligations.

Any claim or dispute arising out of this Agreement must be filed within two (2) years after the cause of action arises.

This Agreement does not provide any third party (including Users) the right to enforce it or to any remedy, claim, liability, cause of action or other right or privilege.

Unless a regulatory agency with jurisdiction over the applicable Service applies a different law this Agreement will be governed by the law of the State of New York, without regard to its conflict of law principles. The United Nations Convention on Contracts for International Sale of Goods will not apply.

Except for payment of amounts due, neither party will be liable for any delay, failure in performance, loss or damage due to causes beyond such party's reasonable control, including strikes and labor disputes. Customer must send any notice required or permitted under this Agreement in writing to the ACC Business address set forth above.

This Agreement constitutes the entire agreement between the parties concerning its subject matter. Except as provided in License and Other Terms, above, this Agreement supersedes all previous agreements, whether written or oral.

This Agreement may not be modified or supplemented without a writing signed by authorized representatives of both parties.

Definitions:

"Affiliate" of a party means any entity that controls, is controlled by or is under common control with such party.

"API" means an application program interface used to make a resources request from a remote implementer program. An API may include coding, specifications for routines, data structures, object classes, and protocols used to communicate between programs.

"AT&T Software" means software, including APIs, and all associated written and electronic documentation and data owned by AT&T and licensed by AT&T to Customer. AT&T Software does not include software that is not furnished to Customer.

"Customer Personal Data" means information that identifies an individual, that Customer directly or indirectly makes accessible to AT&T or ACC Business and that AT&T or ACC Business collects, holds or uses in the course of providing the Services.

"Purchased Equipment" means equipment or other tangible products Customer purchases under this Agreement, including any replacements of Purchased Equipment provided to Customer. Purchased Equipment also includes any internal code required to operate such Equipment. Purchased Equipment does not include Software but does include any physical media provided to Customer on which Software is stored.

"Software" means AT&T Software and Vendor Software.

"Third-Party Service" means a service provided directly to Customer by a third party under a separate agreement between Customer and the third party.

"Vendor Software" means software, including APIs, and all associated written and electronic documentation and data AT&T or ACC Business furnishes to Customer, other than AT&T Software.



March 24, 2015 LVMWD Regular Board Meeting

TO: Board of Directors

FROM: Finance & Administration

Subject: Purchase and Delivery of Fire Hydrants: Request for Bids (Pg. 53)

SUMMARY:

The District's warehouse inventory includes six- and eight-hole wet barrel fire hydrants. The cost for an annual supply of hydrants exceeds the amount for informal bidding. As a result, a Request for Bids is required to maintain acceptable inventory levels, achieve the most competitive pricing, and comply with the District's purchasing policies. Staff proposes a one-year contract with four one-year renewal options for the successful bidder.

RECOMMENDATION(S):

Approve a Request for Bids for the purchase and delivery of fire hydrants.

FISCAL IMPACT:

No

ITEM BUDGETED:

Yes

FINANCIAL IMPACT:

There is no financial impact associated with issuing a Request for Bids. The total estimated annual cost for the fire hydrants is \$60,000. The hydrants are District inventory items; actual costs will not be expensed until the items are used. Sufficient funds for the hydrants are available in the adopted Fiscal Year 2014-15 Budget and will be proposed in future year budgets.

DISCUSSION:

The District has mostly six- and eight-hole fire hydrants throughout its service area. These hydrants are maintained by District staff. Approximately 35 hydrants are installed or replaced each year. While the District has other types of hydrants in inventory, the low usage and cost does not warrant including them in this bid. The attached Request for Bids will be released in March, and the lowest responsible bid will be presented to the Board for award in April or May.

GOALS:

Ensure Effective Utilization of the Public's Assets and Money

Prepared By: Gretchen Bullock, Buyer

ATTACHMENTS:

[Fire Hydrant Bid Notice](#)

NOTICE INVITING SEALED PROPOSALS (BIDS)
FOR SUPPLY AND DELIVERY OF
Wet Barrel Fire Hydrants
FOR
LAS VIRGENES MUNICIPAL WATER DISTRICT

NOTICE IS HEREBY GIVEN that the Board of Directors of Las Virgenes Municipal Water District invites and will receive sealed proposals (bids) up to the hour of **2:00 P.M. on Wednesday, April 22, 2015** for the purchase and delivery of an annual supply of wet barrel fire hydrants. Bids received after the time stated in the Request for Bids will not be accepted and will be returned, unopened, to the bidder. The time shall be determined by the time on the receptionist telephone console in our Headquarters lobby. Proposals will be publicly opened and read aloud at the office of the District, 4232 Las Virgenes Road, Calabasas, California.

Said bids shall conform to and be responsive to the Instructions to Bidders, Specifications, and Bid Documents for said work as heretofore approved by the District.

Each bid must be on the original District bid form and shall be sealed and filed with the District at or before the time stated in this Notice.

All terms and conditions contained in the Instruction to Bidders, Specifications, and Bid Documents shall become part of the contract. The Board of Directors of Las Virgenes Municipal Water District reserves the right to reject any and all bids and to waive any and all irregularities in any bid. No bidder may withdraw their bid after the said time for bid openings until 90 days thereafter or until the District has made a final award to the successful bidder or has rejected all bids, whichever event first occurs.

The Board of Directors of the District reserves the right to select the schedule(s) under which the bids are compared and contract(s) are awarded.

**BY ORDER OF THE BOARD OF DIRECTORS OF
LAS VIRGENES MUNICIPAL WATER DISTRICT**

Dated: March 24, 2015



Charles P. Caspary
Secretary of the Board
LAS VIRGENES MUNICIPAL WATER DISTRICT

ITEM 4D



March 2, 2015

Contacts:

Doug Carlson, Information Officer – (916) 653-5114
Paul.Carlson@water.ca.gov

Ted Thomas, Information Officer – (916) 653-9712
Ted.Thomas@water.ca.gov

State Water Project Deliveries Increased Slightly

SACRAMENTO – Few storms have graced California so far this winter, but those that did – in mid-December and early February – will allow the California Department of Water Resources (DWR) to increase water deliveries to most customers of the State Water Project (SWP) by an additional 204,000 acre-feet (AF).

The modest increase in SWP allocation amounts to enough water to meet the needs of approximately 408,000 households for a year. DWR officials are confident they can supply the additional water thanks to runoff of December and February storms that was pumped from the Sacramento-San Joaquin Delta to San Luis Reservoir near Los Banos. The reservoir holds 627,000 acre-feet more water now than it did at this time a year ago. Water to meet the slight increase in allocation will not come from Lake Oroville in Northern California; DWR seeks to preserve storage in that keystone SWP reservoir to meet demands in late 2015 and next year, should it prove dry as well.

The additional deliveries will increase this year's SWP allocation from 15 percent to 20 percent, for total deliveries of 840,000 acre-feet of water. The 29 public water agencies that take delivery of SWP supplies have requested 4,172,686 AF. A 20 percent allocation would be the second-lowest since 1991, when agricultural customers of the project got a zero allocation and municipal customers received 30 percent. Last year, SWP deliveries were five percent of requested amounts for all customers.

The slight increase in SWP deliveries will help to meet the needs of water districts in the San Francisco Bay Area, Santa Clara Valley, San Joaquin Valley, and Southern California. The past three years of drought have seriously diminished local reservoirs and aquifers relied on by these agencies. They also have used most of the water carried over in SWP reservoirs from 2013 and earlier years. Roughly 25 million Californians and nearly one million acres of irrigated farmland, mostly in Kern and Kings counties, depend upon the SWP for at least some of their supplies.

“We’re grateful that close coordination among water and wildlife agencies in managing limited runoff this winter will afford State Water Project contractors a slight increase in their supplies,” said DWR Director Mark Cowin. “We’re confident that this water, delivered to local districts around the state, will help offset some economic harm of this extended drought.”

The new SWP allocation of 20 percent replaces the allocation of 15 percent announced on January 15. The initial allocation of 10 percent, made on December 1, was increased after mid-December storms boosted river flows and tight coordination among federal and state water and wildlife-protection agencies allowed the SWP to store runoff south of the Sacramento-San Joaquin Delta without violating statutory and regulatory obligations to protect wildlife and water quality.

The last 100 percent SWP allocation – difficult to achieve even in wet years because of Delta pumping restrictions to protect threatened and endangered fish species – was in 2006. SWP allocations for recent years:

2014 – 5 percent
2013 – 35 percent
2012 – 65 percent
2011 – 80 percent
2010 – 50 percent
2009 – 40 percent
2008 – 35 percent
2007 – 60 percent

The October-through-April season when California on average gets 90 percent of its precipitation is winding down. This year is shaping up as a critically dry fourth consecutive year of drought. Thanks to a couple of large storms, one in December and another in February, major reservoirs in Northern California hold more water now than at this time last year, but most remain below historical average storage for this time of year. Major reservoirs are generally even more depleted in Southern California, where water districts

depended heavily on local supplies last year.

DWR snow surveyors will make manual measurements of the Sierra Nevada snowpack tomorrow, March 3. Electronic readings show the mountain snowpack statewide stands at just 19 percent of typical water content for this time of year. That snowpack typically provides about a third of the water people use in California each year. Without a series of major storms in the remaining weeks of winter, Californians cannot expect the Sierra snowpack to replenish reservoirs and groundwater basins.

In January 2014, Governor Edmund G. Brown Jr. declared a drought state of emergency and asked Californians to voluntarily curb their water use by 20 percent. The state recorded 5,620 fires during calendar year 2014 resulting in 90,606 acres burned, and about 1,000 fires more than the annual average of the preceding five years. Vast tracts of farmland have been fallowed and some communities have been short on drinking water. Every Californian can help stretch the state's limited supplies by using water carefully. Outdoor landscaping needs little water in the winter, so shut off sprinklers, especially for the first couple of weeks after a rain. Replace washers in leaking faucets or make other repairs to stop leaks. Run dishwashers and clothes washers only with full loads. For more water-saving tips, visit saveourwater.com.

--30--

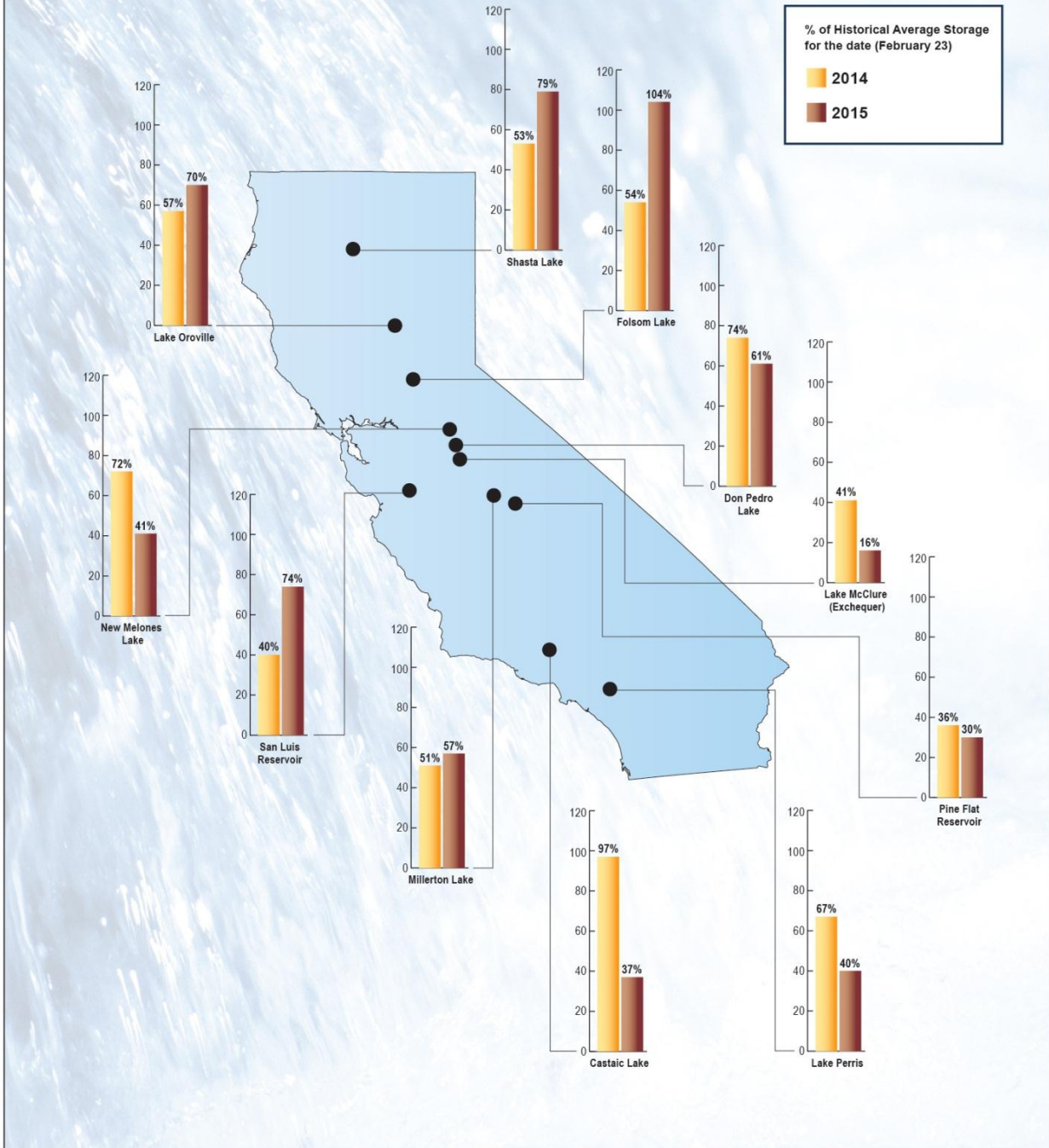
The Department of Water Resources operates and maintains the State Water Project, provides dam safety and flood control and inspection services, assists local water districts in water management and water conservation planning and plans for future statewide water needs.



To unsubscribe from the DWR_NEWSRELEASES list, click the following link:
https://LISTSERV.STATE.CA.GOV/wa.exe?SUBED1=DWR_NEWSRELEASES&A=1

Reservoir Conditions for February 2014 and 2015

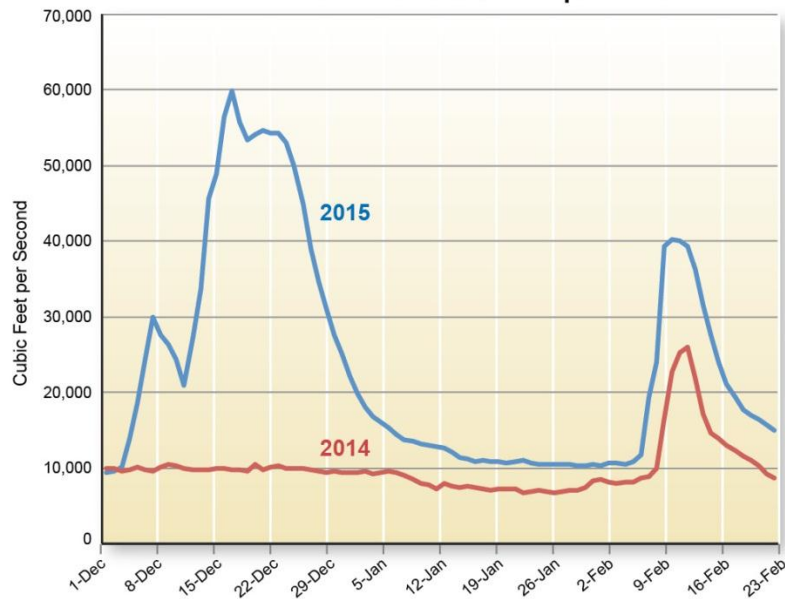
California Department of Water Resources | February 23, 2015



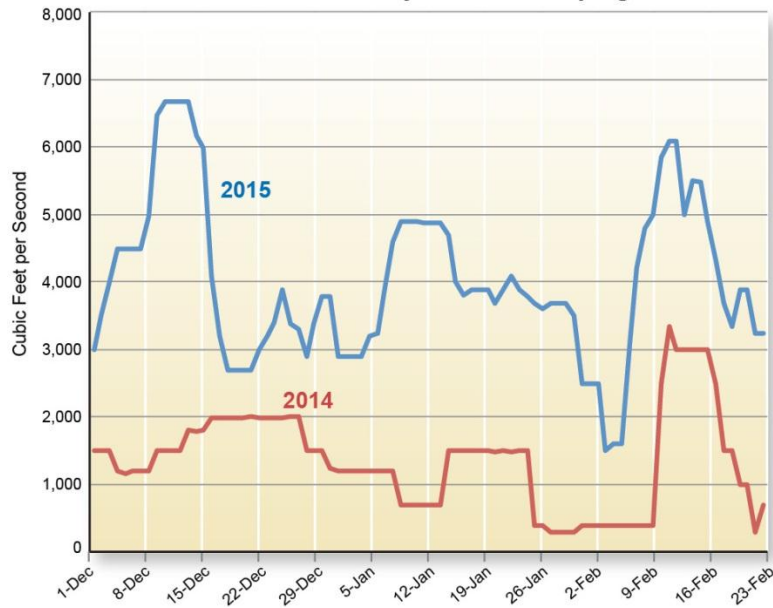
Delta Inflows and Exports 2014 and 2015

California Department of Water Resources | February 23, 2015

Inflow to Sacramento-San Joaquin Delta



State Water Project Delta Pumping

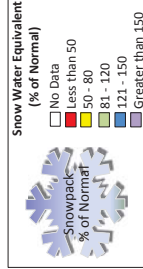
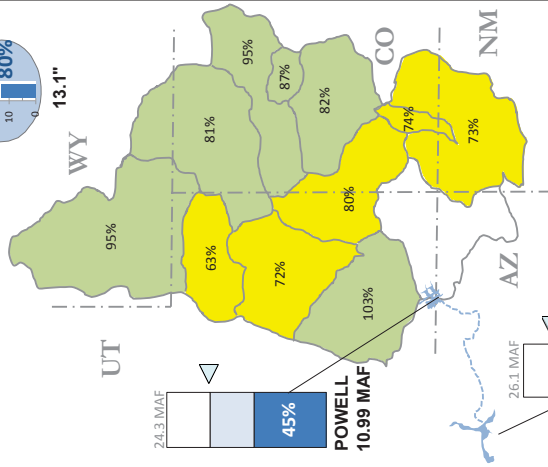
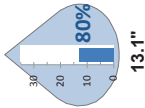


WATER SUPPLY CONDITIONS CRA

As of: 03/15/2015

2015 Colorado River

925,000 AF
74% of full CRA
Does not include storage withdrawals or other adjustments



MEAD
10.62 MAF
1087.29 FT

Flip Over for SWP Data

Turn page for more CRA Data

HIGHLIGHTS

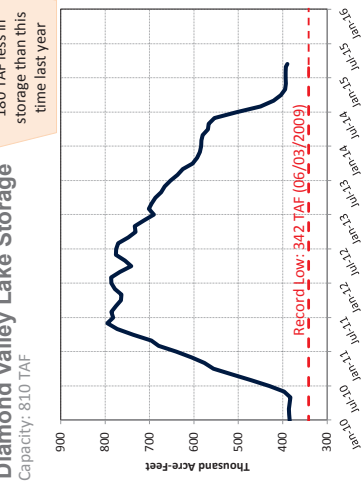
Colorado River Basin

- Snowpack has dropped to 82% of normal (WY to date).
- Warmer temps in many parts of the region this week.
- WY runoff forecast into Lake Powell at 78% of normal.

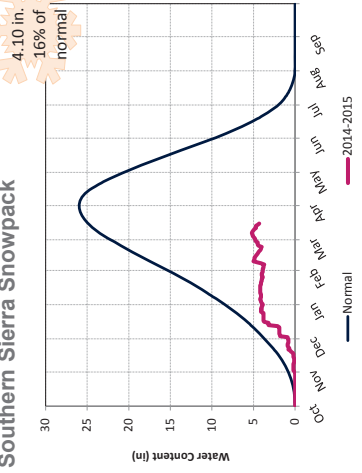
Northern California

- 8 Station has dropped to 82% of normal (WY to date).
- North Sierra snowpack dropped to 10% of normal (WY to date).
- Chance of light showers today and tomorrow. Better chance of precip early next week.

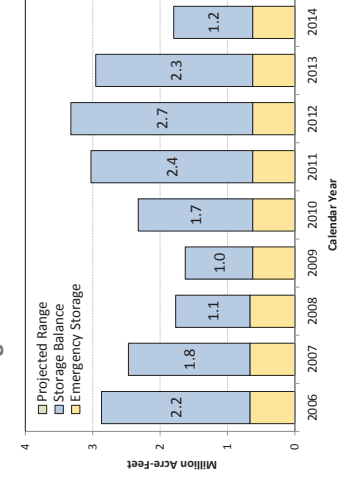
Diamond Valley Lake Storage



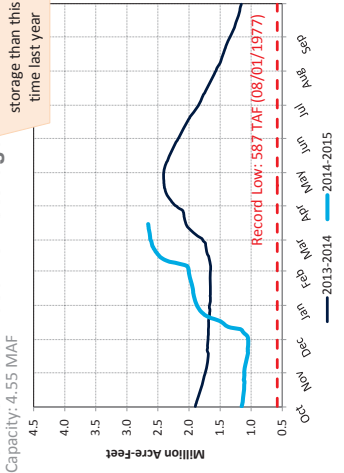
Southern Sierra Snowpack



MWD Storage Reserve Levels



Lake Shasta Reservoir Storage



This report is produced by the Water Resource Management group and contains information from various federal, state, and local agencies. Metropolitan cannot guarantee the accuracy or completeness of this information. Readers should refer to the relevant state, federal, and local agencies for additional or for the most up to date water supply information. Reservoirs, lakes, aqueducts, maps, watersheds, and all other visual representations on this report are not drawn to scale.

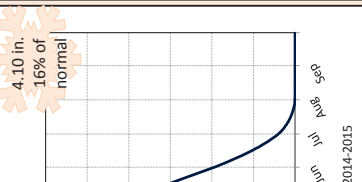
http://www.mwdh2o.com/mwdh2o/pages/yourwater/supply/res_storage/res_storage.pdf

WATER SUPPLY CONDITIONS SWP

As of: 03/15/2015

2015 SWP Allocation

382,300 AF
20% of Table A



SAN LUIS

TOT: 1.38 MAF
SWP: 982 TAF



CASTAIC

93 TAF



DVL

390 TAF



LA

6.5"



5 STA

13.5"



8 STA

31.0"



OROVILLE

1.78 MAF



SAN LUIS

TOT: 1.38 MAF
SWP: 982 TAF

CASTAIC

93 TAF

DVL

390 TAF

LA

6.5"

5 STA

13.5"

8 STA

31.0"

OROVILLE

1.78 MAF

SAN LUIS

TOT: 1.38 MAF
SWP: 982 TAF

CASTAIC

93 TAF

DVL

390 TAF

LA

6.5"

5 STA

13.5"

8 STA

31.0"

OROVILLE

1.78 MAF

SAN LUIS

TOT: 1.38 MAF
SWP: 982 TAF

CASTAIC

93 TAF

DVL

390 TAF

LA

6.5"

5 STA

13.5"

8 STA

31.0"

OROVILLE

1.78 MAF

SAN LUIS

TOT: 1.38 MAF
SWP: 982 TAF

CASTAIC

93 TAF

DVL

390 TAF

LA

6.5"

5 STA

13.5"

8 STA

31.0"

OROVILLE

1.78 MAF

SAN LUIS

TOT: 1.38 MAF
SWP: 982 TAF

CASTAIC

93 TAF

DVL

390 TAF

LA

6.5"

5 STA

13.5"

8 STA

31.0"

OROVILLE

1.78 MAF

SAN LUIS

TOT: 1.38 MAF
SWP: 982 TAF

CASTAIC

93 TAF

DVL

390 TAF

LA

6.5"

5 STA

13.5"

8 STA

31.0"

OROVILLE

1.78 MAF

SAN LUIS

TOT: 1.38 MAF
SWP: 982 TAF

CASTAIC

93 TAF

DVL

390 TAF

LA

6.5"

5 STA

13.5"

8 STA

31.0"

OROVILLE

1.78 MAF

SAN LUIS

TOT: 1.38 MAF
SWP: 982 TAF

CASTAIC

93 TAF

DVL

390 TAF

LA

6.5"

5 STA

13.5"

8 STA

31.0"

OROVILLE

1.78 MAF

SAN LUIS

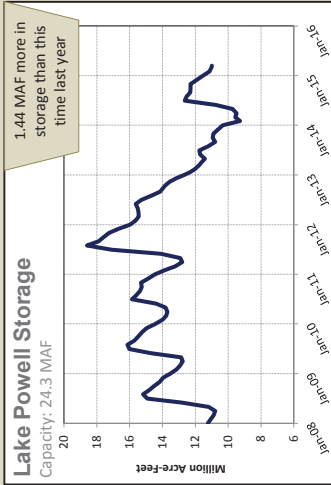
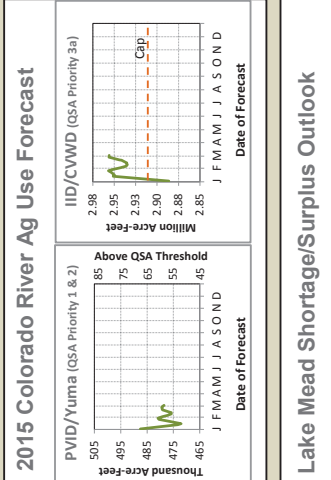
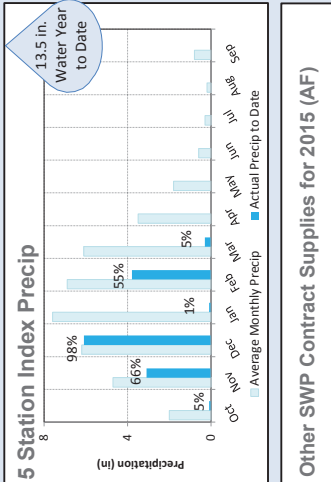
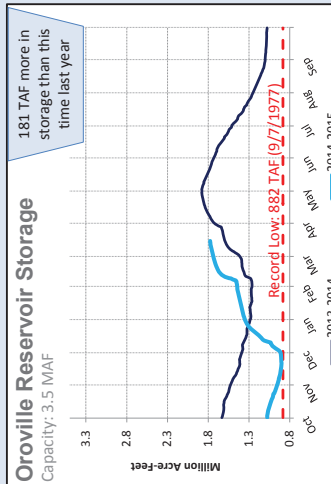
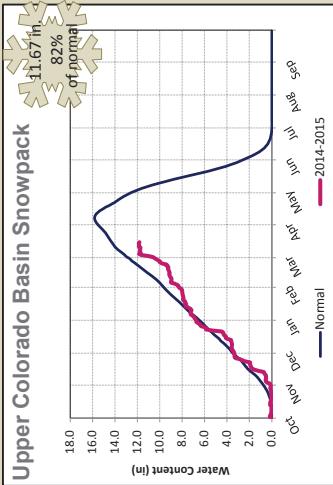
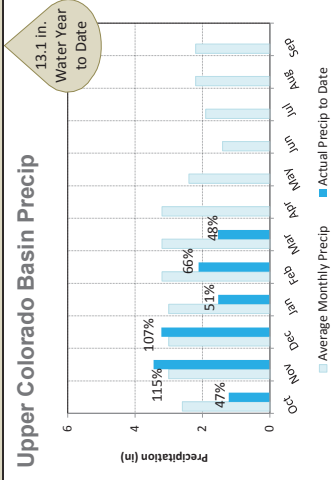
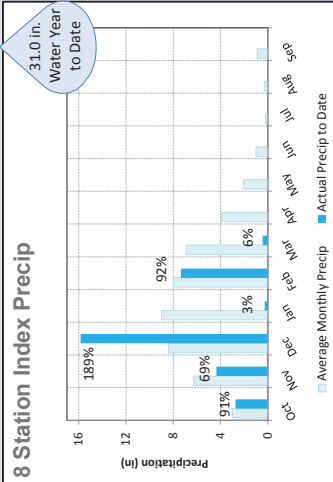
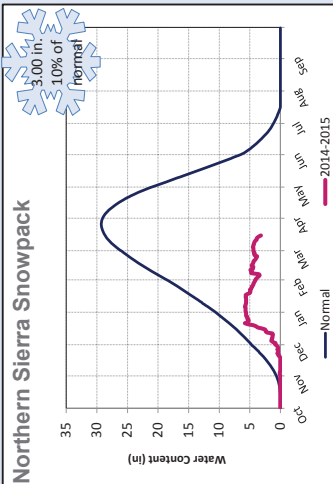
TOT: 1.38 MAF
SWP: 982 TAF

CASTAIC

State Water Project Resources

Colorado River Resources

As of: 03/15/2015



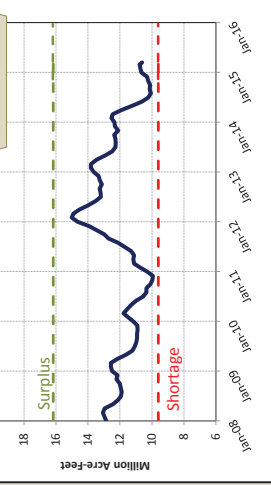
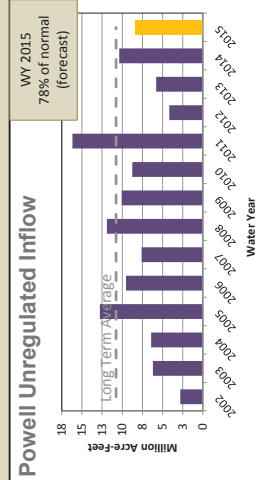
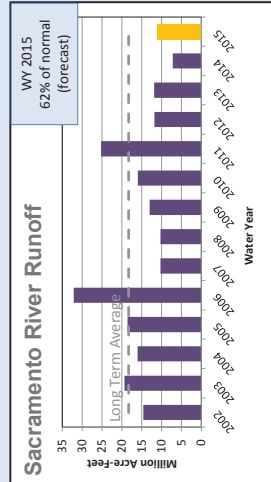
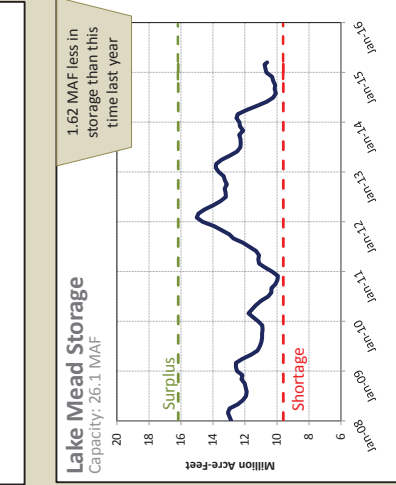
Other SWP Contract Supplies for 2015 (AF)

Transfer Supplies	TBD
Multi Year Pool	TBD
Pool A/B (Purchased)	TBD
Article 56 (Prior Cal. Year(s) CO)	33,000

Lake Mead Shortage/Surplus Outlook

	2015	2016	2017	2018	2019
Shortage	0%	21%	54%	62%	59%
Surplus	0%	0%	5%	8%	14%

Likelihood based on results from the January 2015 USBR Colorado River Simulation System model run



ITEM 5B



Bi-Weekly Drought Brief

Thursday, February 19, 2015

CURRENT CONDITIONS

Recent Precipitation: This January finished as one of the driest Januaries on historical record, with very little precipitation throughout the state. In early February, rainfall from a major statewide storm event provided 90% of the February monthly average rainfall for the Northern Sierra, and 52% for the San Joaquin Valley. Less rain fell further south in the state during this storm.

Below are precipitation totals (in inches) from Monday, February 2 through Tuesday, February 17, and year-to-date rainfall based on the water year cycle (October 1, 2014 to September 30, 2015).

- **Bakersfield:** 0.07" (3.43")
- **Folsom Dam:** 2.05" (22.96")
- **Fresno:** 0.47" (3.87")
- **Hetch Hetchy:** 3.27" (12.56")
- **Los Angeles:** 0.02" (5.73")
- **Modesto:** 1.39" (8.79")
- **Oroville:** 3.40" (22.64")
- **Pacific House:** 7.28" (21.92")
- **Redding:** 6.32" (28.80")
- **Riverside:** 0.00" (2.88")
- **Sacramento:** 2.28" (11.60")
- **San Diego:** 0.00" (5.30")
- **Shasta Dam:** 10.44" (45.76")
- **Willits:** 6.68" (34.36")

Precipitation Forecast: High pressure over California will continue to keep weather dry and warm throughout the state this week. Slightly cooler temperatures are likely for next week but continued dry weather is expected to persist.

Snow Survey: The February [manual snowpack survey](#) recorded California snowpack at 19% of normal to date, and 12% of the April 1 average. The next statewide manual snow survey will be conducted at the beginning of March. The snowpack as measured on February 10, using [automated sensors](#) shows snowpack at 23% of average to date, and 17% of the April 1 average which is a drop of 2 percent over the past week. The automated sensor results captured the additional snowpack, resulting from the early February storms, which is not reflected in the manual survey.

Reservoir Levels (% capacity): The early February storm event brought a much needed boost in storage to the state's major Northern California reservoirs. Statewide, the storm generated net gains for reservoirs that totaled in excess of 1.0 million acre-feet. Reservoirs in the southern portion of the state did not benefit significantly from this storm event, as precipitation mostly fell further north.

[Reservoir Levels](#) as of February 16 remain low, including: Castaic Lake 34% of capacity (40% of year to date average); Don Pedro 42% of capacity (61% of average); Exchequer 8% of capacity (15% of average); Folsom Lake 54% of capacity (102% of average); Lake Oroville 46% of capacity (69% of average); Lake Perris 34% (42% of average); Millerton Lake 36% of capacity (56% of average); New Melones 25% of capacity (41% of average); Pine Flat 15% of capacity (29% of average); San Luis 58% of capacity (71% of average); Lake Shasta 53% of capacity (77% of average); and Trinity Lake 44% of capacity (62% of average). An update of water levels at [other smaller reservoirs](#) is also available.

Fire Activity: In 2014, CAL FIRE responded to almost 1,000 more wildfires than the 5-year average. Since the beginning of 2015, CAL FIRE has responded to over 150 wildfires across the state, including the Round Fire in Inyo County, which has burned over 7,000 acres and is 100% contained. CAL FIRE continues to monitor the drought situation and prepare for the wildfire season ahead while maintaining staffing that meets the current threat. Should the need arise, CAL FIRE is positioned to augment staffing as required.

Statewide Open Burn Ban Update: Due to recent rain, local outdoor burn bans have been lifted across much of the State. Most areas still require homeowners to obtain a burn permit. For those areas where the ban has been lifted, daily fire and weather conditions will dictate whether burning is permissible that day. The [burn ban](#), issued last July, prohibits certain outdoor burning in the State Responsible Areas (SRA).

Vulnerable Water Systems: The State Water Board's [Drinking Water Program](#) continues to provide technical and funding assistance to several communities facing drinking water shortages and is monitoring water systems across the state to determine if new support is needed. As of this week, a total to date of \$14.4 million has been identified for specific emergency drinking water projects out of \$15 million appropriated in March 2014 for this purpose.

KEY ACTION ITEMS FROM THIS WEEK

- **State Water Board Approves Elements of Temporary Urgency Change Petition for SWP and CVP:** On Wednesday, February 4, the State Water Board issued an order approving most elements of the [January 23 temporary urgency change petition](#) submitted by the Department of Water Resources and U.S. Bureau of Reclamation to adjust flow and water quality requirements that govern inflows and outflows in the Sacramento-San Joaquin Delta and operation of the Delta Cross Channel Gates for the next two months. These requirements help control salinity in the Delta and protect fish and wildlife uses, and water quality for municipal, industrial and agricultural uses.

The State Water Board held a Public Workshop on Wednesday, February 18 to receive public comments on the Temporary Change Order. The workshop included panel presentations by the Department of Fish and Wildlife and stakeholder groups. The State Water Board is now reviewing all comments received to determine if changes to the Order are appropriate.

- **CDFW Approves Restoration Grants Including \$3.5 Million for Drought Projects:** On Wednesday, February 11, the Department of Fish & Wildlife announced its selection of grants to [restore and protect river and estuarine habitat](#) for coastal salmon and steelhead trout. This year's selection includes both traditional restoration projects as well as special projects to respond to the drought and improve fisheries habitat on private and state forestlands.
- **State Board Streamlines Process to Apply for Drinking Water Funds:** On Friday, February 6, the State Water Board announced that they have streamlined access to its [Drinking Water State Revolving Fund \(DWSRF\)](#) in order to make it easier for water systems to apply for funds. The DWSRF program, which was transferred to the State Board from the Department of Public Health in July, offers below-market-rate loans to water providers to upgrade their drinking water systems to meet state and federal safe drinking water standards.

- State Water Board Orders More Information from Diverters Claiming Senior Delta Water Rights:** On Wednesday, February 4, the State Water Board has required individuals claiming [senior water rights](#) in the Sacramento-San Joaquin Delta watershed to provide detailed information on the water rights they claim, and the diversions associated with those rights. The order comes after the State Water Board received information that some riparian and pre-1914 water right holders may be illegally diverting stored water in the Sacramento and San Joaquin watersheds, and the Delta.
- State Board Releases Report on Improving Oversight of Water Right Systems during Drought:** On Friday, January 30, the State Water Board released a report that outlines ways to improve the enforcement of the state's [water rights system](#). The report addresses issues ranging from improving the accuracy and timeliness of supply and demand data to increasing public outreach. These recommendations for improvement are based on the State Water Board's review and implementation of the water rights system this past year, and is viewed as a way to improve the water rights enforcement process as California faces the likelihood of a fourth consecutive dry year.
- \$50 million in Drought Relief for Western States Detailed during Drought Response Press Conference:** On Friday, February 2, the Department of Interior (DOI) announced the availability of [\\$50 million in federal grants](#) for drought relief in the western states. The \$50 million for Western Drought Response was made available through the Consolidated and Further Continuing Appropriations Act of 2015, which will enable the U.S. Bureau of Reclamation to work with water districts and other water users to increase efficiency and conservation of available water.
- Conservation Partners Sought for Drought-related Wind Erosion Prevention:** On Wednesday, February 11, the USDA Natural Resources Conservation Service (NRCS) in California announced that they are looking to partner with local, city, county, or irrigation districts to address wind [erosion risks on fallow farmland](#) due to California's ongoing drought. Approximately \$4 million will be available through the Emergency Watershed Protection Program (EWP) which will assist agricultural producers and rural landowners install conservation practices and limit the effects of wind erosion.
- Emergency Food Aid, Rental and Utility Assistance:** The Department of Social Services (CDSS) has provided to date over 495,650 boxes of food to community food banks in drought-impacted counties. Approximately 435,600 boxes of food have been picked up by 231,871 households. By this Friday, February 20, an additional 12,000 boxes will be delivered to five counties. Local food banks continue to target food aid to residents most impacted by drought.

The non-profit group La Cooperativa continues to distribute the \$10 million state-funded emergency rental assistance to impacted families and individuals across counties most impacted by the drought. As of Tuesday, February 17, the Department of Housing and Community Development (HCD) has reported that a total of \$8,557,364 is committed; and \$7,338,693 in funds has been issued to 4,462 applicants in 21 counties.

The Department of Community Services and Development (CSD) created a \$600,000 program to help families pay their water bills. This program targets families through 10 agencies that are experiencing "exceptional" drought. As of January, CSD has completed the Drought Water Assistance Program Pilot.

CSD has also implemented a \$400,000 Migrant and Seasonal Farmworker (MSFW) drought assistance program, in coordination with the California Human Development (CHD), Central Valley Opportunity Center (CVOC), Center for Employment Training (CET) and Proteus, which provides assistance in employment training and placement services to individuals impacted by the drought. As of Friday, February 6, 128 clients are enrolled in employment training programs, 30 clients have obtained employment, and 128 clients are receiving employment support services. CSD has also reported that a total of \$394,653 has been spent to assist participants in completing training employment programs.

- **Californians Achieve Strong Water Conservation Gains in December:** The State Water Board announced on Tuesday, February 3, that [Californians cut back on water use by 22%](#) in December as compared with the same period last year, which is the largest water conservation gain since state officials began tracking the data last summer. The sharp climb in water conservation marks the first time the state has attained Governor Brown's goal of a 20% reduction in water use.
- **Save Our Water Message Delivered 210 Million Times in 2014:** During the February 3 State Water Board meeting, Save Our Water officials announced that the Save Our Water campaign achieved 210 million impressions delivering water conservation messages on television, radio, social media, and websites in 2014. This achievement was made possible by the additional funding given to the campaign last year, which helped to expand its reach into new channels and markets, and paid advertising.
- **Water Saving Tips Promoted Across the State:** Californians made strides in 2014 to save water during one of the worst droughts in generations. For 2015, [SaveOurWater.com](#) urges Californians to make a New Year's resolution to save water daily as a permanent lifestyle change. Save Our Water's newly revamped website makes it even easier for Californians to learn how to save water indoors, outdoors, and at work. The website features the theme "Conservation: California's Year-Round Resolution." Visitors can sign up for daily email tips and grow the public awareness campaign by sharing Save Our Water [Twitter](#) and [Facebook](#) feeds.

This campaign will expand beyond the general public to feature corporate and business efforts. Save Our Water is also building an easy-to-use digital water calculator, to be unveiled in March that will help people figure out how much water they currently use and how certain practices could cut that volume both indoors and outdoors.

- **Drought Response Funding:** The \$687 million in state drought funding that was appropriated last March through emergency legislation, as well as \$142 million provided in the 2014 Budget Act, continues to advance toward meeting critical needs. To date, \$227 million has been expended, and nearly \$625 million of the emergency funds appropriated in March came from sources dedicated to capital improvements to water systems. Since March, the Department of Water Resources has expedited grant approvals, getting \$21 million immediately allocated to grantees that were pre-approved for certain projects. As planned in March, the next \$200 million of expedited capital funding was awarded in October, and the remaining \$250 million will be granted by fall 2015. The 2014 Budget Act appropriated an additional \$53.8 million to CAL FIRE over its typical budget to enhance firefighter surge capacity and retain seasonal firefighters beyond the typical fire season. In the event drought conditions continue through next year, the proposed 2015-16 Governor's Budget includes an additional \$115 million to continue critical drought response efforts.

- **Governor's Drought Task Force:** The Task Force continues to take actions that conserve water and coordinate state response to the drought.

Local Government

- **MWD Outlines Drought Scenarios that Could Result in Mandatory Rationing This Summer:** This past December, the Metropolitan Water District (MWD) of Southern California revised its allocation plan which equally distributes water supply reductions among member agencies during shortages. On Tuesday, February 9, the MWD outlined a range of allocation actions and scenarios to its Board of Directors that may require the district to make wholesale cutbacks by July 1. MWD's Board will consider its options in April, but if a supply allocation is adopted, there is a possibility that it could result in water rationing throughout Southern California this summer.
- **Local Emergency Proclamations:** A total of 60 local Emergency Proclamations have been received to date from city, county, and tribal governments, as well as special districts:
 - **24 Counties:** Glenn, Inyo, Humboldt, Kern, Kings, Lake, Madera, Mariposa, Merced, Modoc, Plumas, Santa Barbara, San Bernardino, San Joaquin, San Luis Obispo, Shasta, Siskiyou, Sonoma, Sutter, Trinity, Tulare, Tuolumne, Yuba, and El Dorado.
 - **13 Cities:** City of Willits (Mendocino County), City of St. Helena (Napa County), City of Calistoga (Napa County), City of American Canyon (Napa County), City of Santa Barbara (Santa Barbara County), City of Montague (Siskiyou County), City of Live Oak (Sutter County), City of San Juan Bautista (San Benito County), City of Lodi (San Joaquin County), City of Portola (Plumas County), City of Ripon (San Joaquin County), City of Rio Dell (Humboldt County), and City of West Sacramento (Yolo County).
 - **9 Tribes:** Hoopa Valley Tribe (Humboldt County), Yurok Tribe (Humboldt County), Tule River Indian Tribe (Tulare County), Karuk Tribe (Siskiyou/Humboldt Counties), Sherwood Valley Pomo Indian Tribe (Mendocino County), Yocha Dehe Wintun Nation (Yolo County), Cortina Indian Rancheria (Colusa County), Kashia Band of Pomo Indians of the Stewarts Point Rancheria (Sonoma County), and Picayune Rancheria of Chukchansi Indians (Madera County).
 - **14 Special Districts:** Brooktrails Township (Mendocino County), Lake Don Pedro Community Services District (Stanislaus County), Placer County Water Agency (Placer County), Twain Harte Community Services District (Tuolumne County), Carpinteria Valley Water District (Santa Barbara County), Meiners Oaks Water District (Ventura County), Mariposa Public Utility District (Mariposa County), Goleta Water District (Santa Barbara County), Montecito Water District (Santa Barbara County), Tuolumne Utilities District (Tuolumne County), Mountain House Community Service District (San Joaquin County), Nevada Irrigation District (Nevada County), Upper San Gabriel Valley Municipal Water District (Los Angeles County), and Lake Berryessa Resort Improvement District (Napa County).

- **Water Agency Conservation Efforts:** The Association of California Water Agencies (AWCA) [has identified](#) several hundred local water agencies that have implemented water conservation actions. These water agencies [are responding to the drought](#) by implementing conservation programs, which include voluntary calls for reduced water usage and mandatory restrictions where water shortages are worst.
- **County Drought Taskforces:** A total of 29 counties have established drought task forces to coordinate local drought response. These counties include: Butte, Glenn, Humboldt, Imperial, Kern, Kings, Lake, Madera, Mendocino, Merced, Modoc, Monterey, Nevada, Orange, Placer, Plumas, Sacramento, San Francisco, San Joaquin, San Luis Obispo, San Mateo, Santa Barbara, Siskiyou, Stanislaus, Sutter, Tehama, Tulare, Tuolumne, and Yolo.
- **Tribal Taskforce:** A total of 3 tribes have established drought task forces to coordinate tribal drought response. These tribes include: Hoopa Valley Tribe (Humboldt County), Yurok Tribe (Humboldt Counties) and Sherwood Valley Tribe (Mendocino County).

DROUGHT RELATED WEBSITES FOR MORE INFORMATION

[Drought.CA.Gov](#): California's Drought Information Clearinghouse

State's Water Conservation Campaign, [Save our Water](#)
Local Government, [Drought Clearinghouse and Toolkit](#)

California Department of Food and Agriculture, [Drought information](#)
California Department of Water Resources, [Current Water Conditions](#)
California Data Exchange Center, [Snow Pack/Water Levels](#)
California State Water Resources Control Board, Water Rights, [Drought Info and Actions](#)
California Natural Resources Agency, [Drought Info and Actions](#)
State Water Resources Control Board, Drinking Water, [SWRCB Drinking Water Program](#)
California State Water Project, [Information](#)

[U.S. Drought Monitor](#) for Current Conditions throughout the Region
[U.S. Drought Portal](#), National Integrated Drought Information System (NIDIS)
National Weather Service [Climate Predictor Center](#)
USDA Drought Designations by County [CA County Designations](#)
USDA Disaster and Drought Assistance Information [USDA Programs](#)
U.S. Small Business Administration Disaster Assistance Office: www.sba.gov/disaster



March 24, 2015 LVMWD Regular Board Meeting

TO: Board of Directors

FROM: Facilities & Operations

Subject: Tract No. 44352 Calabasas Ridge Recycled Water Main Extension Project: Construction Award (Pg. 68)

SUMMARY:

The project consists of extending an existing recycled water main approximately 395 feet to provide service to the Calabasas Ridge HOA, allowing conversion of its potable irrigation system to recycled water. The project furthers the District's goals of increasing beneficial reuse and reducing potable water demands to achieve a 20% reduction in per capita water usage by 2020 (20x2020).

On August 26, 2014, the Board authorized a Call for Bids upon completion of the design work for the Tract No. 44352 Calabasas Ridge Recycled Water Main Extension Project. Staff completed the design work and issued the Call for Bids on February 9, 2015. A mandatory pre-bid meeting was held on February 20, 2015. Five bids were submitted and publicly opened on February 25, 2015.

The lowest responsive bid was submitted by Toro Enterprises, Inc., in the amount of \$76,900. MKM Services Inc., provided the lowest apparent bid, in the amount of \$71,433; however, the bid was determined to be non-responsive due to several errors and omissions. For example, the bid bond submitted by MKM was not made payable to the District. The bidder was notified that its bid was determined to be non-responsive and did not propose to protest the decision.

RECOMMENDATION(S):

Award a construction contract to Toro Enterprises, Inc., in the amount of \$76,900; reject all remaining bids upon receipt of the duly executed contract documents; and approve an additional appropriation, in the amount of \$24,490, for CIP Job No. 10591.

FISCAL IMPACT:

Yes

ITEM BUDGETED:

Yes

FINANCIAL IMPACT:

An existing appropriation of \$60,100 is available for CIP Job No. 10591. An additional appropriation of \$24,490 is recommended to allow for award of a contract in the amount of \$76,900 and provide a 10% contingency for change orders that may arise during construction due to unexpected field conditions.

DISCUSSION:

Following is a summary of the bids received:

MKM Services	\$71,433 (non-responsive)
--------------	---------------------------

ITEM 7A

Toro Construction	\$76,900
Ferreira Construction	\$87,383
Vasily Construction	\$87,840
Blois Construction	\$90,800

The project is expected to result in a reduction in potable water irrigation usage of 11.4 acre-feet per year. The lowest responsive bid amount correlates to \$6,278 per acre-foot per year of recycled water. While this amount is slightly higher than the \$5,500 per acre-foot per year threshold in the LVMWD Code for recycled water main extensions, staff believes the project is justified for the following reasons:

1. There is no local staging area available to the contractor, requiring mobilization and demobilization from the site daily.
2. The City of Calabasas has specified limited working hours as part of the City's Encroachment Permit.
3. Traffic control and road plating requirements add time and material cost for the project.

If not for the reasons listed above, the project cost would fall within the \$5,500 per acre-foot per year threshold.

GOALS:

Lead in Sanitation and Recycled Water Services Focusing on Maximum Reuse

GOAL DESCRIPTION:

Reducing potable water demand and shifting the demand to the recycled water system helps to meet the District's requirement to reduce potable water usage by 20% by 2020. In addition, converting existing potable water demands to recycled water reduces the District's dependence on limited imported water supplies.

Prepared By: Eric Schlageter, P.E., Associate Engineer



March 24, 2015 LVMWD Regular Board Meeting

TO: Board of Directors

FROM: Facilities & Operations

Subject: California Wildlife Center: Temporary Use of Area at Rancho for Sea Lion Triage (Pg. 70)

SUMMARY:

The California Wildlife Center (CWC), in partnership with the National Marine Fisheries Service (NMFS), recently requested assistance from the District to establish a temporary, emergency triage facility for California sea lion pups. Hundreds of sick and starving sea lion pups have been stranding themselves on Southern California beaches, including those in Malibu (see attached article). Rescue centers such as the CWC have been overwhelmed and are scrambling to find additional space to set up temporary triage facilities to assess the sea lion pups and prepare those in "survivable" condition for transport to rehabilitation centers.

The emergency triage area would need to be flat and include access to power, water and sewer services. Staff identified an area at Rancho that would meet this criteria. As shown in the attached photograph, the area is near the centrate treatment facility, behind the old control building and below the pad for the centrate treatment tanks. On March 17, 2015, staff hosted a site inspection for CWC representatives, and they expressed a strong interest in utilizing the location.

CWC and NMFS would mobilize, staff, and operate the temporary facility, which would be required for approximately three to four months. No permanent improvements or modifications to the site would be required. Also, the site would be restored to its original condition upon CWC's demobilization. Staff proposes that the area be leased for a nominal amount of \$1.00 with CWC and NMFS paying all utility costs. A lease agreement, in a form approved by District Legal Counsel, would be prepared to define the terms, which would include indemnification of the District and insurance coverage listing the District and JPA as additionally insured.

Representatives from CWC will attend the Board meeting to answer questions.

RECOMMENDATION(S):

Authorize the General Manager to execute a lease agreement, in a form approved by District Legal Counsel and for a nominal amount of \$1.00, with the California Wildlife Center to establish a temporary, emergency triage area for California sea lion pups near the centrate treatment facility.

FISCAL IMPACT:

No

ITEM BUDGETED:

No

FINANCIAL IMPACT:

There is no financial impact associated with this action. The CWC and NMFS will pay all utility costs.

ITEM 7B

GOALS:

Sustain Community Awareness and Support

Prepared By: David Lippman, Director of Facilities and Operations

ATTACHMENTS:

[Article on Stranded Sea Lion Pups](#)

[Photo of Proposed Area](#)

[Print](#) [Close](#)

Hundreds of starving sea lion pups stranding on California beaches; rescue centers overwhelmed

Published March 16, 2015 | Associated Press

LAGUNA BEACH, Calif. – The starving sea lion pup was so tiny that it looked like a rock at the base of the seaside cliff until it struggled to raise its head as humans approached.

It bleated weakly as volunteer Brennan Slavik eased it into a crate for transport to a rescue center, where it peered from a child's playpen with woeful eyes made enormous by an emaciated frame.

At almost a year, the pup weighed just 23 pounds -- a third of what it should -- and staff quietly took it to a private room, euthanized it and moved on.

It's a scenario playing out daily in California this year as rescue centers struggle to keep up with hundreds of sick and starving sea lion pups washing up along the coast. More than 1,100 pups have been rescued since January from beaches, but also from inside public restrooms, behind buildings and along railroad tracks.

It's not unusual to have some sea lions wash up each spring as the pups leave their mothers, but so far, the number of stranded babies is five times greater than in 2013, the worst season in recent memory.

"These animals are coming in really desperate. They're at the end of life. They're in a crisis ... and not all animals are going to make it," said Keith A. Matassa, executive director at the Pacific Marine Mammal Center, which is currently rehabilitating 115 sea lion pups.

The situation is so bad that Sea World suspended its sea lion show so it can focus on rescue efforts. The theme park has treated 400 pups -- more than twice the number it would care for in a typical year -- and constructed two temporary pools to house them.

Scientists aren't sure what's causing the crisis, but suspect that warmer waters from this winter's mild El Nino weather pattern are impacting the sea lion birthing grounds along the Channel Islands off the Southern California coast.

The warm water is likely pushing prime sea lion foods -- market squid, sardines and anchovies -- further north, forcing the mothers to abandon their pups for up to eight days at a time in search of sustenance.

The pups, scientists believe, are weaning themselves early out of desperation and setting out on their own despite being underweight and ill-prepared to hunt.

Sea lions wouldn't normally start showing up in large numbers until April or May but this year, rescue centers began to get calls in December, said Matassa.

"They're leaving with a very low tank of gas and when they get over here, they're showing up on the beach basically ... starving to death," said Justin Viezbicke, a coordinator with the National Oceanic and Atmospheric Administration's California Stranding Network.

For rescue centers like the one in Laguna Beach, that translates into round-the-clock, back-breaking work for dozens of volunteers who've arrived from all over the U.S. to help.

The center in one of Southern California's premiere beach communities has rescued more than 213 pups since the beginning of the year and has treated ones that weighed as little as 14 pounds at eight months old.

Pups that should be gaining 20 to 40 pounds in a two-month period have put on just 2 pounds, Matassa said.

ITEM 7B

On a recent day, in the course of two hours, five suffering animals came into the Pacific Marine Mammal Center. One was brought in by a police officer, three more came in with an animal control team and the fifth was Slavik's rescued pup that had been called in by a couple walking along beach.

Harried volunteers moved urgently along a narrow hallway between pens as they unloaded each one, wrapped it in a towel and performed a battery of tests. Most of the animals were so weak they barely resisted.

Crates holding animals awaiting assessment were crammed into every corner, including the laundry room, as those already housed in communal pens barked and bleated in a deafening racket as mealtime approached.

Each incoming pup has its temperature taken and is weighed, measured and given a blood sugar test before the team decides if they can save it.

Those that make the cut are tube-fed a gruel of pureed herring, Pedialyte, vitamins and milk three or four times a day after starting out with a simple broth of hydrating fluids and dextrose.

Those that graduate to whole fish are playfully called "feeders" and those that can once more compete for fish tossed into a pool are called "fighters."

The goal is to get the pups strong enough to swim free again -- but the volunteers who nurse them back to health may never know if they make it in the wild.

Only a handful will be fitted with expensive tracking devices. The rest are tagged with a number and fall off the radar unless they are rescued again.

"The tricky part is we're putting them back into the same environment that they just came from. And that's going to be a challenge for them," Viezbicke said.

 Print  Close

URL

<http://www.foxnews.com/science/2015/03/16/hundreds-starving-sea-lion-pups-stranding-on-california-beaches-rescue-centers/>

[Home](#) | [Video](#) | [Politics](#) | [U.S.](#) | [Opinion](#) | [Entertainment](#) | [Tech](#) | [Science](#) | [Health](#) | [Travel](#) | [Lifestyle](#) | [World](#) | [Sports](#) | [Weather](#)

[Privacy](#) | [Terms](#)

This material may not be published, broadcast, rewritten, or redistributed. © 2015 FOX News Network, LLC. All rights reserved. All market data delayed 20 minutes.

ITEM 7B





March 24, 2015 LVMWD Regular Board Meeting

TO: Board of Directors

FROM: General Manager

Subject: Records Management: Scanning of Vital Records (Pg. 75)

SUMMARY:

In late-2013, then-President Charles Caspary directed staff to prepare a plan to ensure that the District's vital records are scanned and electronically backed up for business continuity purposes. Vital records are defined as those records that are fundamental to the functioning of an organization and an important component of Business Continuity Management. For the District, the vital records include customer information, record drawings, deeds and easement documents, resolutions, ordinances and Board meeting minutes.

Effective December 31, 2014, staff completed scanning the District's vital records, which are all electronically backed up on a daily basis. The next step would be to consider options to improve the ease of retrieving the documents in the event of an emergency. Potential software solutions such as a document management system will be considered with development of the Information Systems Master Plan, which is currently underway.

FISCAL IMPACT:

No

ITEM BUDGETED:

No

GOALS:

Provide Excellent Service That Exceeds Customer Expectations

Prepared By: David W. Pedersen, General Manager, and Daryl Betancur, Executive Assistant/Clerk of the Board