

**Las Virgenes Municipal
Water District**
Los Angeles County

Contract Documents For
Construction Of

**Triunfo County
Sanitation District**
Ventura County

**Rancho Las Virgenes
Regional Facilities Expansion IV**

Solids Handling and Composting Facilities

Volumes III & IV

LAS VIRGENES MUNICIPAL WATER DISTRICT

BOARD OF DIRECTORS
GLEN PETERSON - PRESIDENT

A. MACNEIL STELLE
ANN DORGELO

STEVE GAVIN
HAROLD V. (HAL) HELSEY

Approved by the Board of Directors
on this 28th day of May, 1991

BY: *Glen Peterson*
Glen Peterson - President

BY: *Harold V. Helsey*
Harold V. (Hal) Helsey - Secretary

RECOMMENDED

BY: *Edward E. McCombs*
Edward E. McCombs - General Manager

BY: *James E. Colbaugh*
James E. Colbaugh - Director of Planning & Engineering

APPROVED AS TO FORM

BY: *Wayne K. Lemieux*
Wayne K. Lemieux - Counsel

**JMM James M. Montgomery
Consulting Engineers, Inc.**

TRIUNFO COUNTY SANITATION DISTRICT

BOARD OF DIRECTORS
RONALD STARK - CHAIRMAN

NORMA CALLERO
MARIA VANDERKOLK

ALEX FIORE
ORVENE CARPENTER

Approved by the Board of Directors
on this 20th day of May, 1991

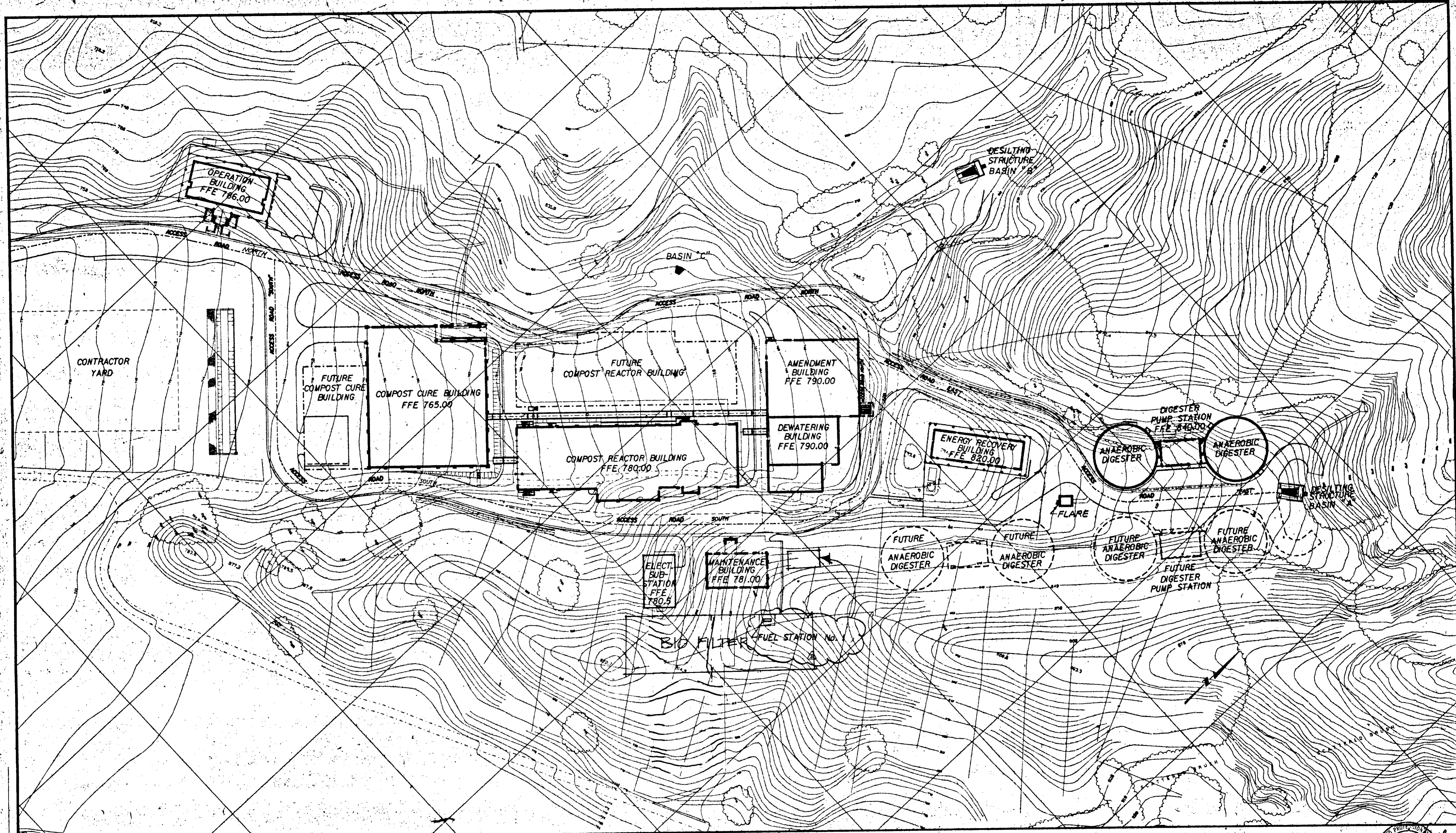
CHAIRMAN
BY: *Ronald Stark*
Ronald Stark

ATTEST
BY: *Sherrill Smith*
Sherrill Smith

RECOMMENDED
BY: *David R. Burkhart*
David R. Burkhart


LEGAL COUNSEL TO TRIUNFO
BY: *John M. Matthews*
John M. Matthews

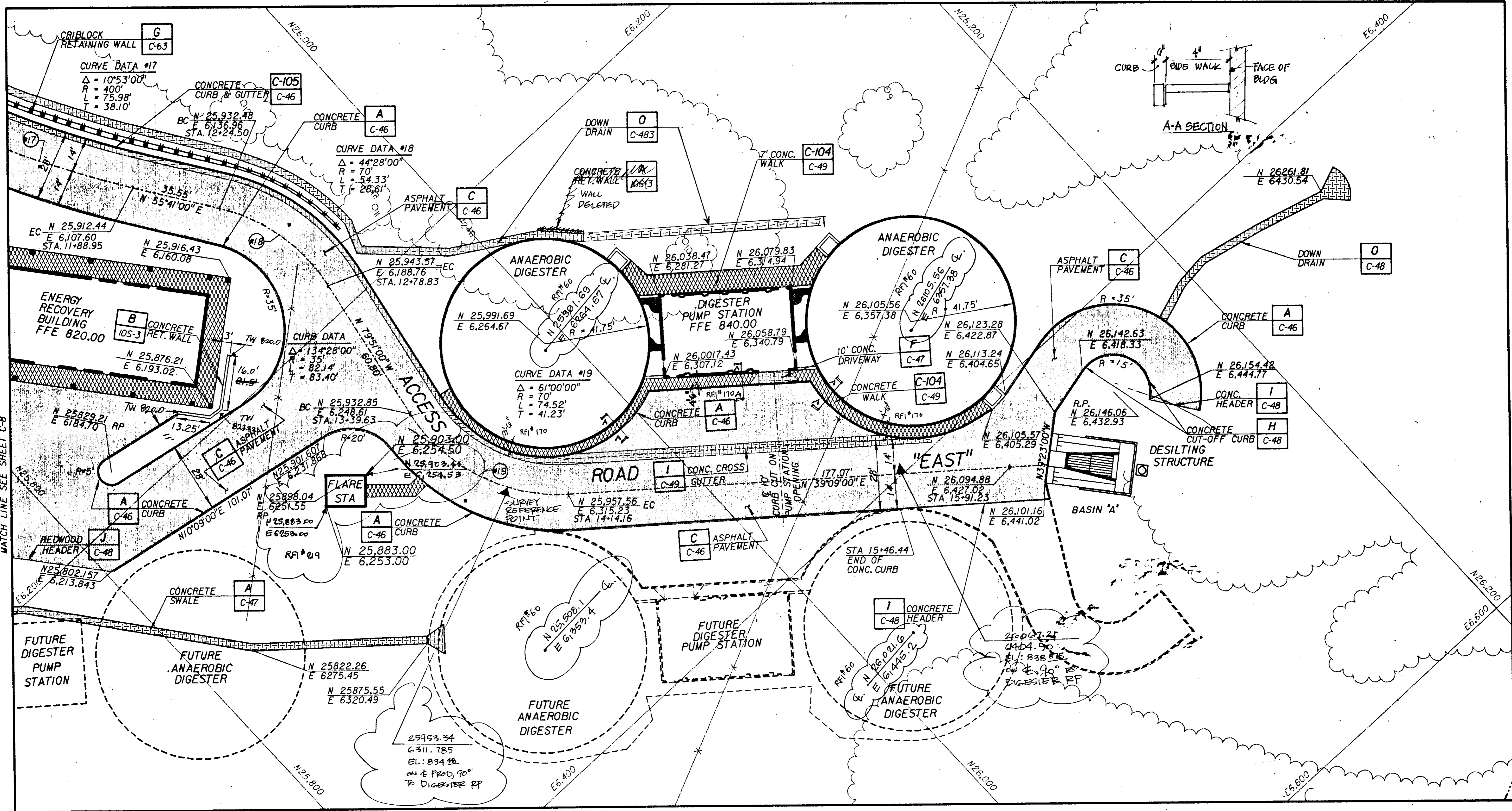
NO.	REVISION	DATE	BY
1	REVISION PER AMENDMENT No. 4		
2	REVISION PER AMENDMENT No. 5		
3	REVISION PER AMENDMENT No. 6		
4	REVISION PER AMENDMENT No. 7		
5	REVISION PER AMENDMENT No. 8		
6	REVISION PER AMENDMENT No. 9		
7	REVISION PER AMENDMENT No. 10		
8	REVISION PER AMENDMENT No. 11		
9	REVISION PER AMENDMENT No. 12		
10	REVISION PER AMENDMENT No. 13		
11	REVISION PER AMENDMENT No. 14		
12	REVISION PER AMENDMENT No. 15		
13	REVISION PER AMENDMENT No. 16		
14	REVISION PER AMENDMENT No. 17		
15	REVISION PER AMENDMENT No. 18		
16	REVISION PER AMENDMENT No. 19		
17	REVISION PER AMENDMENT No. 20		
18	REVISION PER AMENDMENT No. 21		
19	REVISION PER AMENDMENT No. 22		
20	REVISION PER AMENDMENT No. 23		
21	REVISION PER AMENDMENT No. 24		
22	REVISION PER AMENDMENT No. 25		
23	REVISION PER AMENDMENT No. 26		
24	REVISION PER AMENDMENT No. 27		
25	REVISION PER AMENDMENT No. 28		
26	REVISION PER AMENDMENT No. 29		
27	REVISION PER AMENDMENT No. 30		
28	REVISION PER AMENDMENT No. 31		
29	REVISION PER AMENDMENT No. 32		
30	REVISION PER AMENDMENT No. 33		
31	REVISION PER AMENDMENT No. 34		
32	REVISION PER AMENDMENT No. 35		
33	REVISION PER AMENDMENT No. 36		
34	REVISION PER AMENDMENT No. 37		
35	REVISION PER AMENDMENT No. 38		
36	REVISION PER AMENDMENT No. 39		
37	REVISION PER AMENDMENT No. 40		
38	REVISION PER AMENDMENT No. 41		
39	REVISION PER AMENDMENT No. 42		
40	REVISION PER AMENDMENT No. 43		
41	REVISION PER AMENDMENT No. 44		
42	REVISION PER AMENDMENT No. 45		
43	REVISION PER AMENDMENT No. 46		
44	REVISION PER AMENDMENT No. 47		
45	REVISION PER AMENDMENT No. 48		
46	REVISION PER AMENDMENT No. 49		
47	REVISION PER AMENDMENT No. 50		
48	REVISION PER AMENDMENT No. 51		
49	REVISION PER AMENDMENT No. 52		
50	REVISION PER AMENDMENT No. 53		
51	REVISION PER AMENDMENT No. 54		
52	REVISION PER AMENDMENT No. 55		
53	REVISION PER AMENDMENT No. 56		
54	REVISION PER AMENDMENT No. 57		
55	REVISION PER AMENDMENT No. 58		
56	REVISION PER AMENDMENT No. 59		
57	REVISION PER AMENDMENT No. 60		
58	REVISION PER AMENDMENT No. 61		
59	REVISION PER AMENDMENT No. 62		
60	REVISION PER AMENDMENT No. 63		
61	REVISION PER AMENDMENT No. 64		
62	REVISION PER AMENDMENT No. 65		
63	REVISION PER AMENDMENT No. 66		
64	REVISION PER AMENDMENT No. 67		
65	REVISION PER AMENDMENT No. 68		
66	REVISION PER AMENDMENT No. 69		
67	REVISION PER AMENDMENT No. 70		
68	REVISION PER AMENDMENT No. 71		
69	REVISION PER AMENDMENT No. 72		
70	REVISION PER AMENDMENT No. 73		
71	REVISION PER AMENDMENT No. 74		
72	REVISION PER AMENDMENT No. 75		
73	REVISION PER AMENDMENT No. 76		
74	REVISION PER AMENDMENT No. 77		
75	REVISION PER AMENDMENT No. 78		
76	REVISION PER AMENDMENT No. 79		
77	REVISION PER AMENDMENT No. 80		
78	REVISION PER AMENDMENT No. 81		
79	REVISION PER AMENDMENT No. 82		
80	REVISION PER AMENDMENT No. 83		
81	REVISION PER AMENDMENT No. 84		
82	REVISION PER AMENDMENT No. 85		
83	REVISION PER AMENDMENT No. 86		
84	REVISION PER AMENDMENT No. 87		
85	REVISION PER AMENDMENT No. 88		
86	REVISION PER AMENDMENT No. 89		
87	REVISION PER AMENDMENT No. 90		
88	REVISION PER AMENDMENT No. 91		
89	REVISION PER AMENDMENT No. 92		
90	REVISION PER AMENDMENT No. 93		
91	REVISION PER AMENDMENT No. 94		
92	REVISION PER AMENDMENT No. 95		
93	REVISION PER AMENDMENT No. 96		
94	REVISION PER AMENDMENT No. 97		
95	REVISION PER AMENDMENT No. 98		
96	REVISION PER AMENDMENT No. 99		
97	REVISION PER AMENDMENT No. 100		



JOB No. 870.0021 F.L. No.

<p>SCALE: 1" = 60'</p> <p>WARNING: IF THIS BAR DOES NOT MEASURE, THEN DRAWING IS NOT TO SCALE.</p>	<p>DESIGNED: <i>I. Hanawi</i></p> <p>DRAWN: <i>humpreph</i></p> <p>CHECKED: <i>J.F.</i></p>	<p>SUBMITTED: <i>[Signature]</i> 31918 28 MAY 91</p> <p>PROJECT ENGINEER: <i>[Signature]</i> R. C. E. NO. DATE</p> <p>RECOMMENDED: <i>[Signature]</i> 33699 28 MAY 91</p> <p>JAMES M. MONTGOMERY CONSULTING ENGINEERS, INC. R. C. E. NO. DATE</p>	<p>JMM James M. Montgomery Consulting Engineers, Inc. Pasadena, California</p>	<p>APPROVED: _____ DATE _____</p> <p>DISTRICT'S APPROVAL ON COVER SHEET</p> <p>APPROVED: _____ DATE _____</p>	<p style="text-align: right;">MORLEY CONSTRUCTION CO. AS-BUILTS <i>Ronald J. Johnson</i></p> <p style="text-align: right;">06312</p> <p style="text-align: center;">LAS VIRGENES MWD / TRIUNFO CSD RANCHO LAS VIRGENES - REGIONAL FACILITIES EXPANSION IV SOLIDS HANDLING AND COMPOSTING FACILITIES</p> <p style="text-align: center;">SITE PLAN</p>	<p style="text-align: center;">SHEET G-10 OF 508 SHEETS</p>
--	---	---	---	---	---	--





JOB NO. 870.0221 FILE NO. LVS CIVL5C09.DGN

REV	DATE	BY	DESCRIPTION

SCALE: 1" = 20'

WARNING: IF THIS BAR DOES NOT MEASURE 1" THEN DRAWING IS NOT TO SCALE.

DESIGNED: *J. Hamilton*

DRAWN: *James M. Montgomery*

CHECKED: *J. F.*

SUBMITTED: *James M. Montgomery* 3/19/88 28 MAY 91

PROJECT ENGINEER: R. C. E. NO. DATE

RECOMMENDED: *James M. Montgomery* 3/30/88 28 MAY 91

JAMES M. MONTGOMERY CONSULTING ENGINEERS, INC. R. C. E. NO. DATE

JMM James M. Montgomery Consulting Engineers, Inc. Pasadena, California

APPROVED: _____ DATE _____

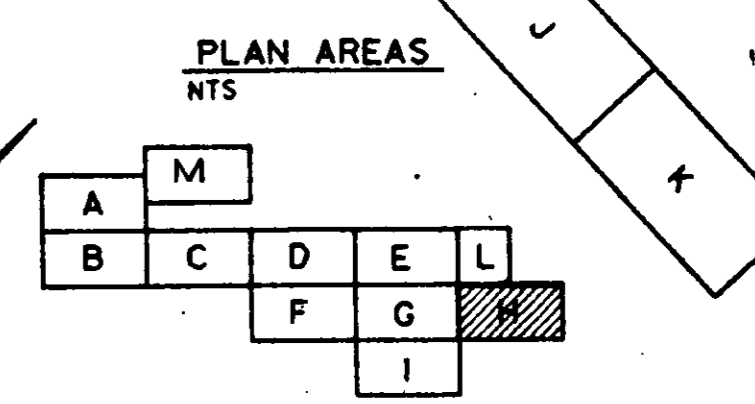

DISTRICT'S APPROVAL ON COVER SHEET: _____ DATE _____

APPROVED: _____ DATE _____

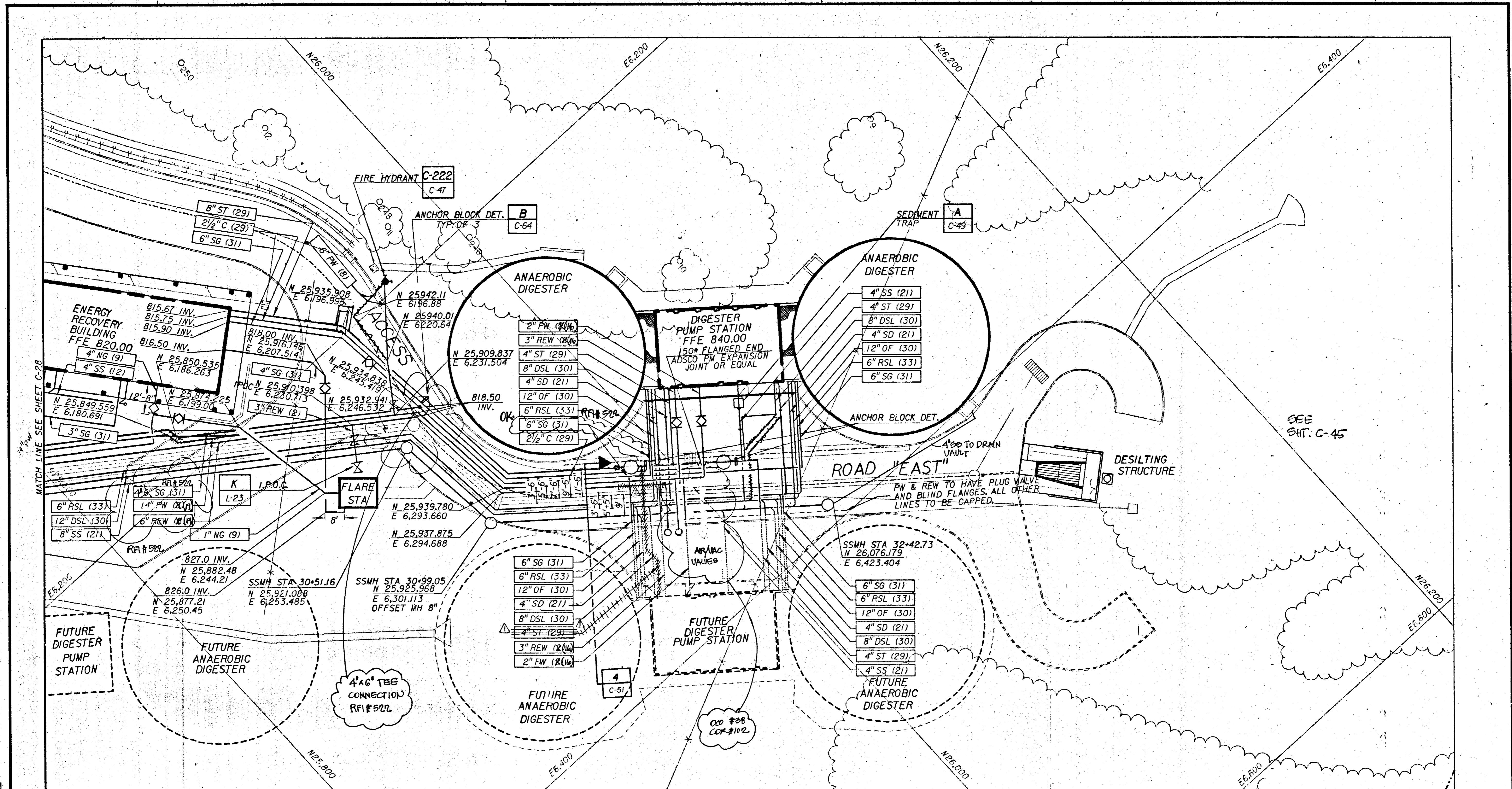
LAS VIRGENES MWD / TRIUNFO CSD
RANCHO LAS VIRGENES - REGIONAL FACILITIES EXPANSION IV
SOLIDS HANDLING AND COMPOSTING FACILITIES

HORIZONTAL CONTROL AND PAVING AREA H

SHEET **C-9** OF 508 SHEETS


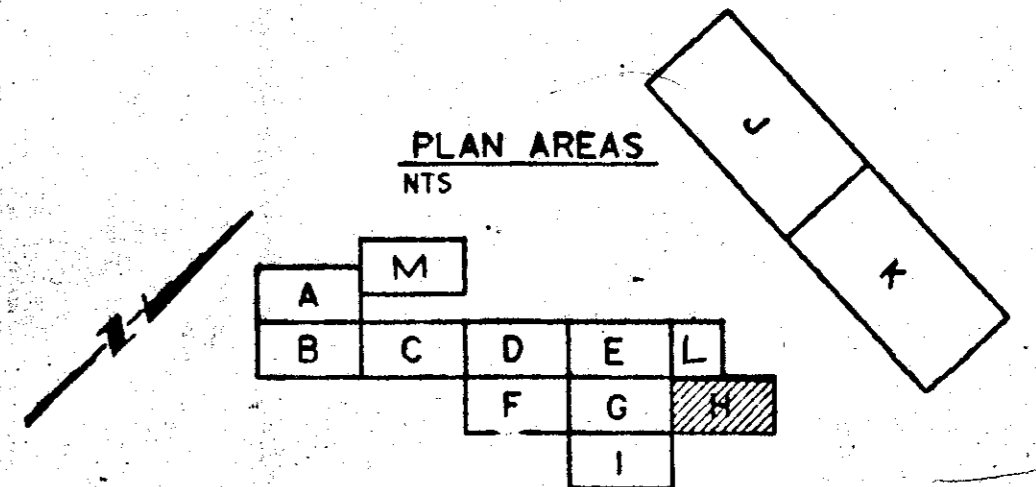


06321



NOTE:
FOR PIPES INVERT ELEVATIONS
DIGESTER AREA SEE CIVIL SHEET C-45

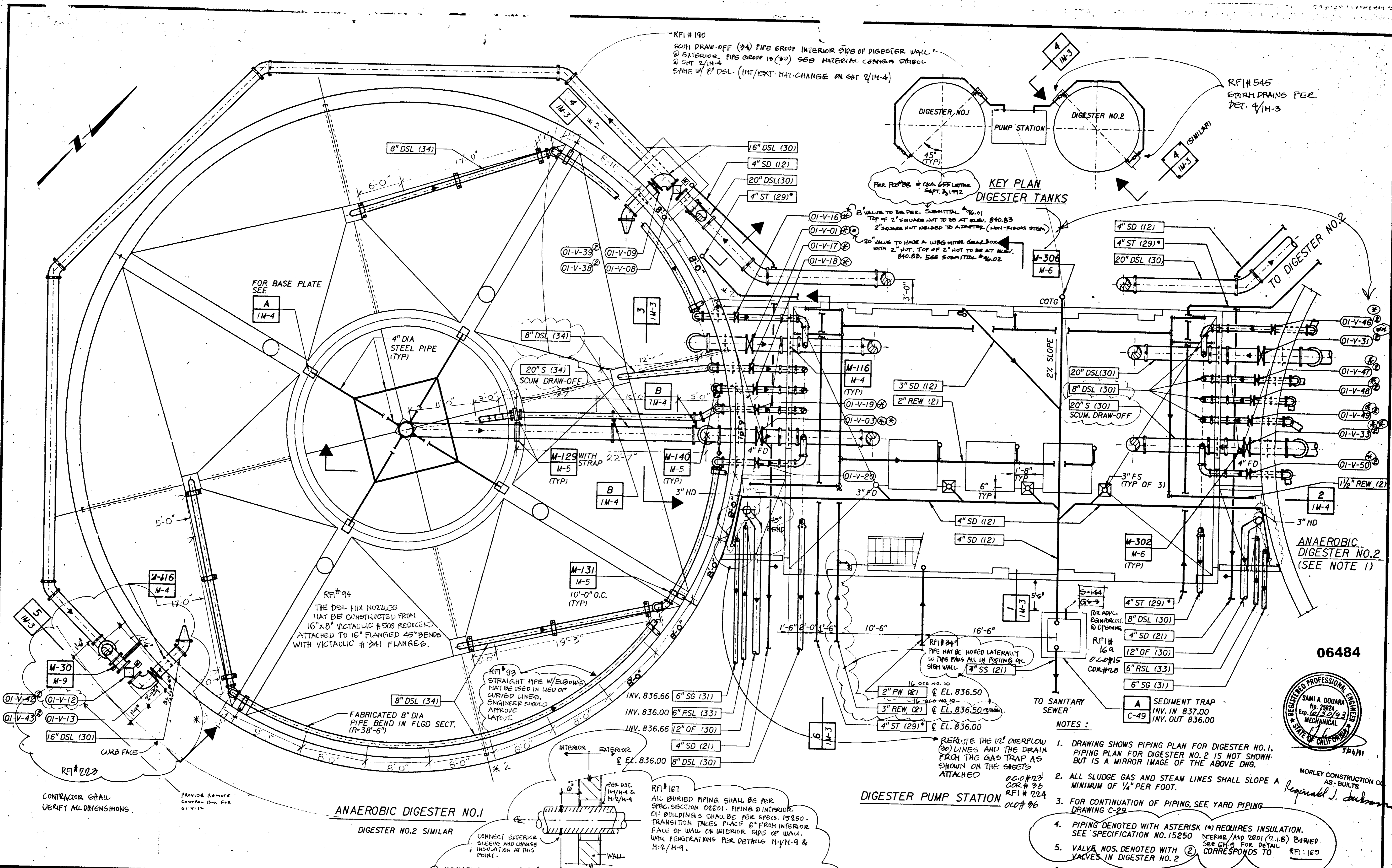
RFI#16
SHUT-OFF VALVES SMALLER THAN 8" IN SIZE, (WITH THE EXCEPTION OF MOTOR OPERATED VALVES), TYPICALLY ARE NOT NUMBERED OR SHOWN ON THE VALVE SCHEDULE (SHT M-12). VALVE TYPES SHALL BE AS SHOWN ON THE DRAWINGS PER SYMBOLS PER SHT. G-G. VALVES SHALL BE AS NOTED ON SHT. N-3 AND AS SPECIFIED IN VALVE SPECIFICATION SECTION 15100 THROUGH 15115. C-25, C-27, C-28



06348-01

JOB NO. 870.0221 FILE NO. LVS CIVIL VSCB.DGN

9/03 B.D. PER REV. Δ SHT C-45 REV DATE BY DESCRIPTION	SCALE: 1" = 20' WARNING: IF THIS BAR DOES NOT MEASURE 1" THEN DRAWING IS NOT TO SCALE.	DESIGNED: J. Hamari DRAWN: [Signature] CHECKED: J.E.	SUBMITTED: [Signature] 31918 28 MAY 91 PROJECT ENGINEER: R. C. E. NO. DATE RECOMMENDED: [Signature] 33699 28 MAY 91 JAMES W. MONTGOMERY CONSULTING ENGINEERS, INC.	APPROVED: [Signature] DISTRICT'S APPROVAL ON COVER SHEET DATE APPROVED DATE	LAS VIRGENES MWD / TRIUNFO CSD RANCHO LAS VIRGENES - REGIONAL FACILITIES EXPANSION IV SOLIDS HANDLING AND COMPOSTING FACILITIES YARD PIPING AREA H	SHEET C-29 OF 508 SHEETS
	James M. Montgomery Consulting Engineers, Inc. Pasadena, California					



RFI #190
 SCUM DRAW-OFF (24) PIPE GROUP INTERIOR SIDE OF DIGESTER WALL
 2 EXTERIOR PIPE GROUP (20) SEE MATERIAL CHANGE SYMBOL
 2 SH 2/14-4
 SAME W/ 2\"/>

RFI #545
 STORM DRAINS PER
 DET. 4/14-3


KEY PLAN
 DIGESTER TANKS

FOR BASE PLATE
 SEE
 A
 1M-4

RFI #94
 THE DSL MIX NOZZLES
 MAY BE CONSTRUCTED FROM
 16\"/>

RFI #93
 STRAIGHT PIPE W/ ELBOWS
 MAY BE USED IN LIEU OF
 CURVED LINES.
 ENGINEER SHOULD
 APPROVE
 LAYOUT.

RFI #349
 PIPE MAY BE MOVED LATERALLY
 SO PIPE PANS ALL IN FOOTING OR
 SIGN WALL
 7\"/>



06484

- NOTES:
- DRAWING SHOWS PIPING PLAN FOR DIGESTER NO. 1. PIPING PLAN FOR DIGESTER NO. 2 IS NOT SHOWN BUT IS A MIRROR IMAGE OF THE ABOVE DWG.
 - ALL SLUDGE GAS AND STEAM LINES SHALL SLOPE A MINIMUM OF 1/4\"/>

REV	DATE	BY	DESCRIPTION

DESIGNED NICK ABAD
 DRAWN George Eg.
 CHECKED SD for Leo Hamman

31918 28 MAY 91
 R. C. E. NO. DATE

33699 28 MAY 91
 R. C. E. NO. DATE

JMM James M. Montgomery
 Consulting Engineers, Inc.
 Pasadena, California

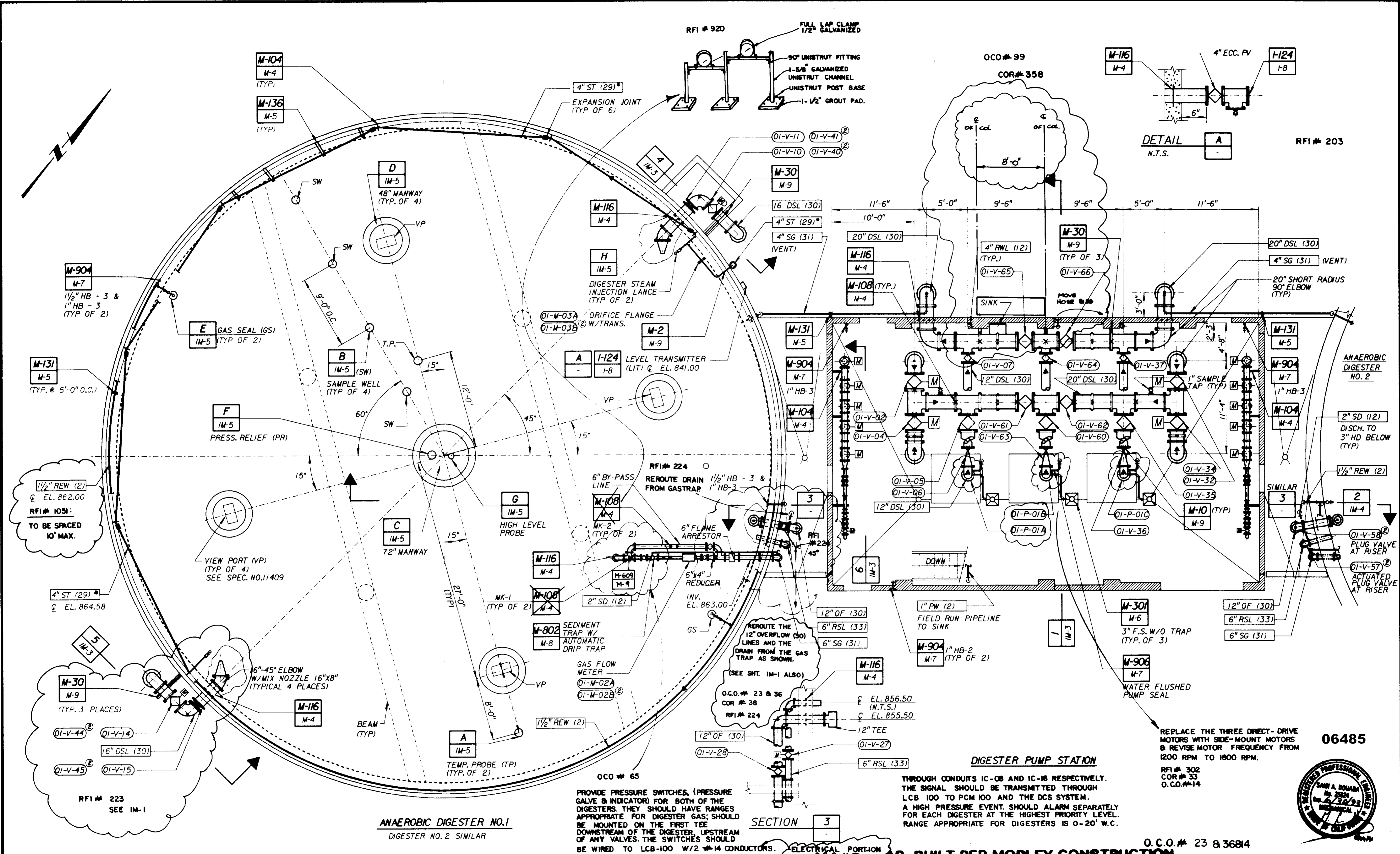
APPROVED
 DISTRICT'S APPROVAL ON COVER SHEET
 DATE

LAS VIRGENES MWD/TRIUNFO CSD
 RANCHO LAS VIRGENES-REGIONAL FACILITIES EXPANSION IV
 SOLIDS HANDLING AND COMPOSTING FACILITIES

ANAEROBIC DIGESTERS AND
 DIGESTER PUMP STATION

SHEET
 IM-1

JOB NO. 870.0263 FILE NO. LVS-MECH-LSM/DGN




ANAEEROBIC DIGESTER NO.1
DIGESTER NO. 2 SIMILAR

DIGESTER PUMP STATION

THROUGH CONDUITS IC-08 AND IC-16 RESPECTIVELY. THE SIGNAL SHOULD BE TRANSMITTED THROUGH LCB 100 TO PCM 100 AND THE DCS SYSTEM. A HIGH PRESSURE EVENT SHOULD ALARM SEPARATELY FOR EACH DIGESTER AT THE HIGHEST PRIORITY LEVEL. RANGE APPROPRIATE FOR DIGESTERS IS 0-20' W.C.

REPLACE THE THREE DIRECT- DRIVE MOTORS WITH SIDE-MOUNT MOTORS & REVISE MOTOR FREQUENCY FROM 1200 RPM TO 1800 RPM.
RFI # 302
COR # 33
O.C.O.#-14

06485



O.C.O.# 23 & 36814

AS-BUILT PER MOBLEY CONSTRUCTION

REV	DATE	BY	DESCRIPTION

SCALE: 3/8" = 1'-0"
WARNING: IF THIS BAR DOES NOT MEASURE 1" THEN DRAWING IS NOT TO SCALE.

DESIGNED: NICK ABAD
DRAWN: George Key
CHECKED: SD for La Hamming

SUBMITTED: [Signature] 31918 28 MAY 91
PROJECT ENGINEER: [Signature] R. C. E. NO. DATE
RECOMMENDED: [Signature] 33699 28 MAY 91
JAMES M. MONTGOMERY CONSULTING ENGINEERS, INC. R. C. E. NO. DATE

JMM James M. Montgomery Consulting Engineers, Inc.
Pasadena, California


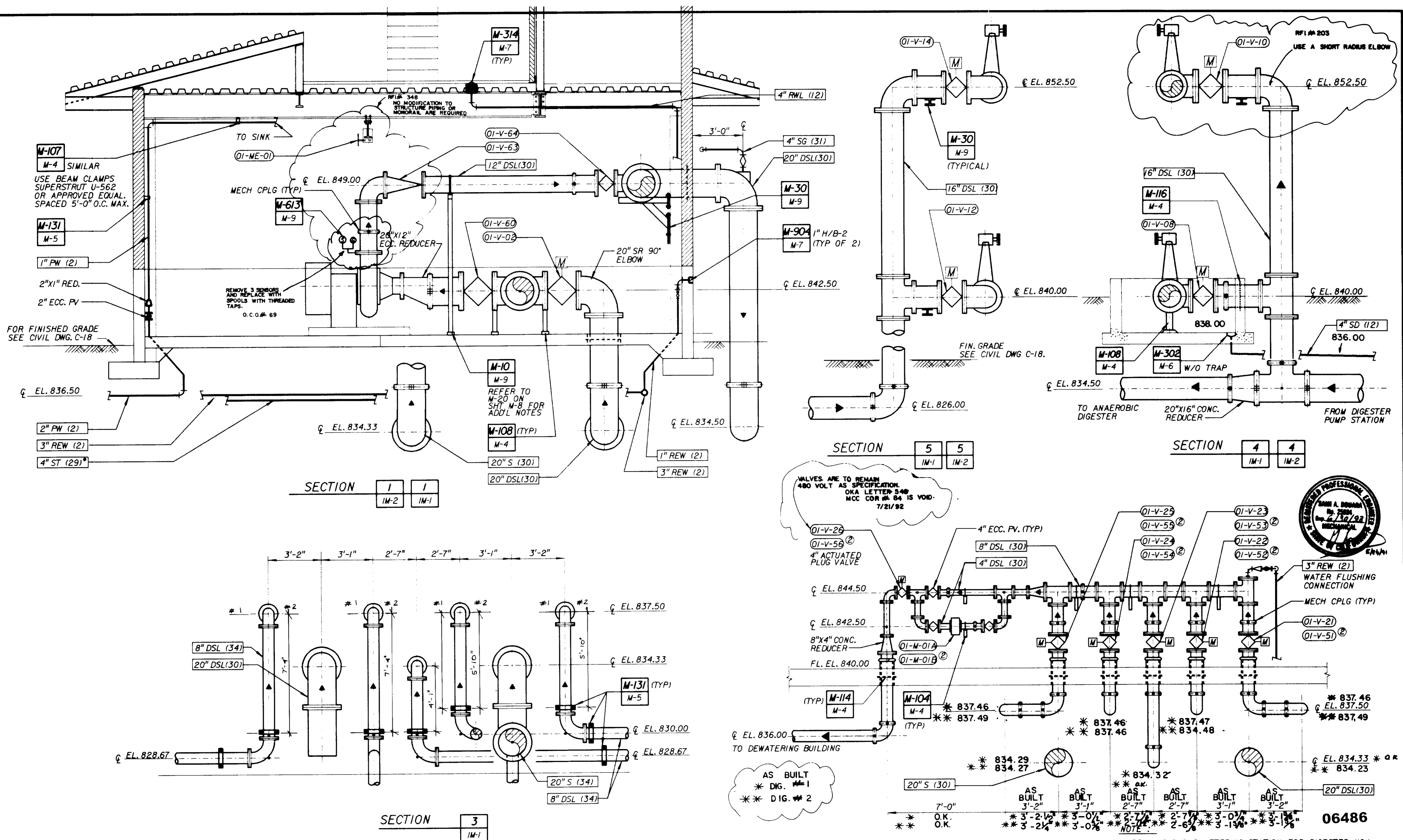
APPROVED: [Signature] DISTRICT'S APPROVAL ON COVER SHEET DATE
APPROVED: [Signature] DATE

LAS VIRGENES MWD/TRIUNFO CSD
RANCHO LAS VIRGENES-REGIONAL FACILITIES EXPANSION IV
SOLIDS HANDLING AND COMPOSTING FACILITIES
ANAEEROBIC DIGESTERS AND DIGESTER PUMP STATION
PLAN AT ELEVATION 840.00 (AND ABOVE)

SHEET **IM-2** OF 508 SHEETS

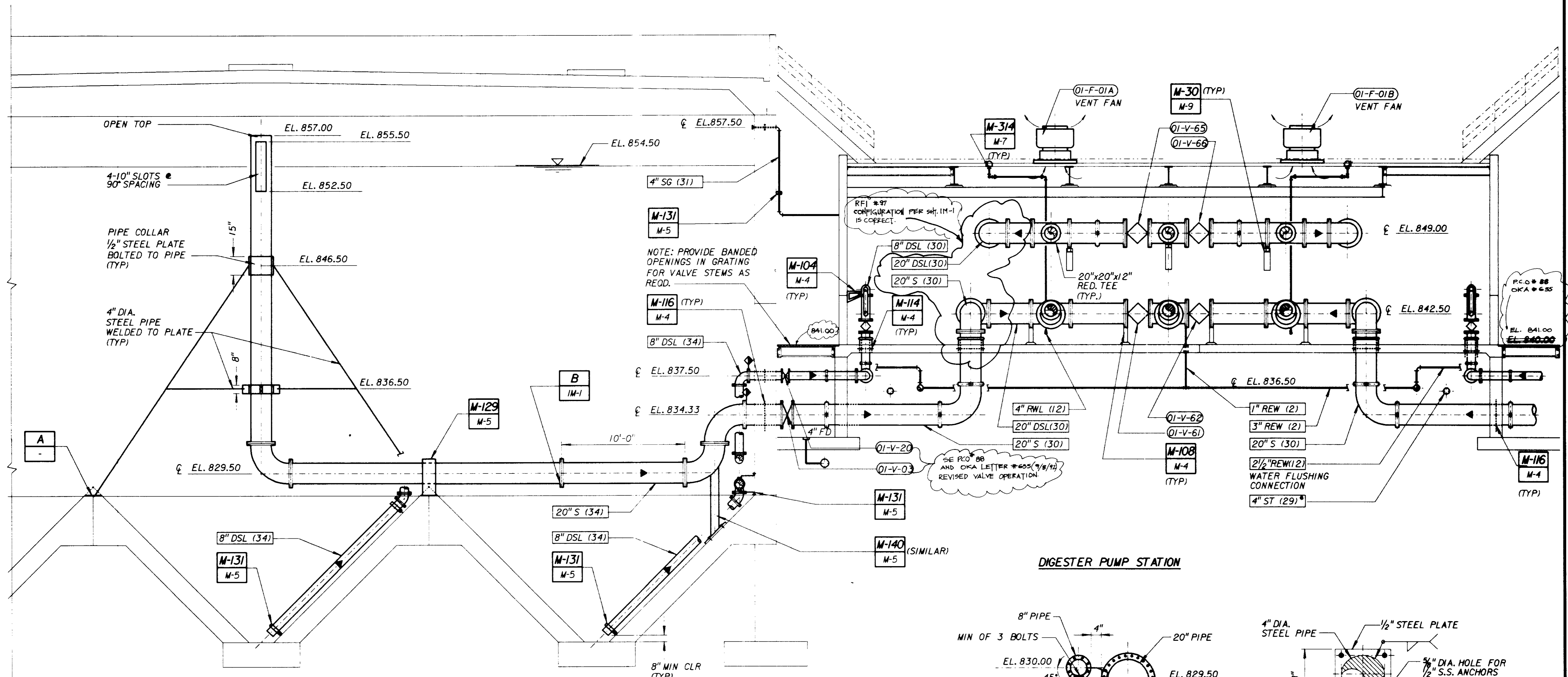
JOB NO. 870-0263 FILE NO. LVS-MECLVSM2.DGN

JOB No. 870.0263 FILE No. LYS.MEGL.VS.M3.DGN

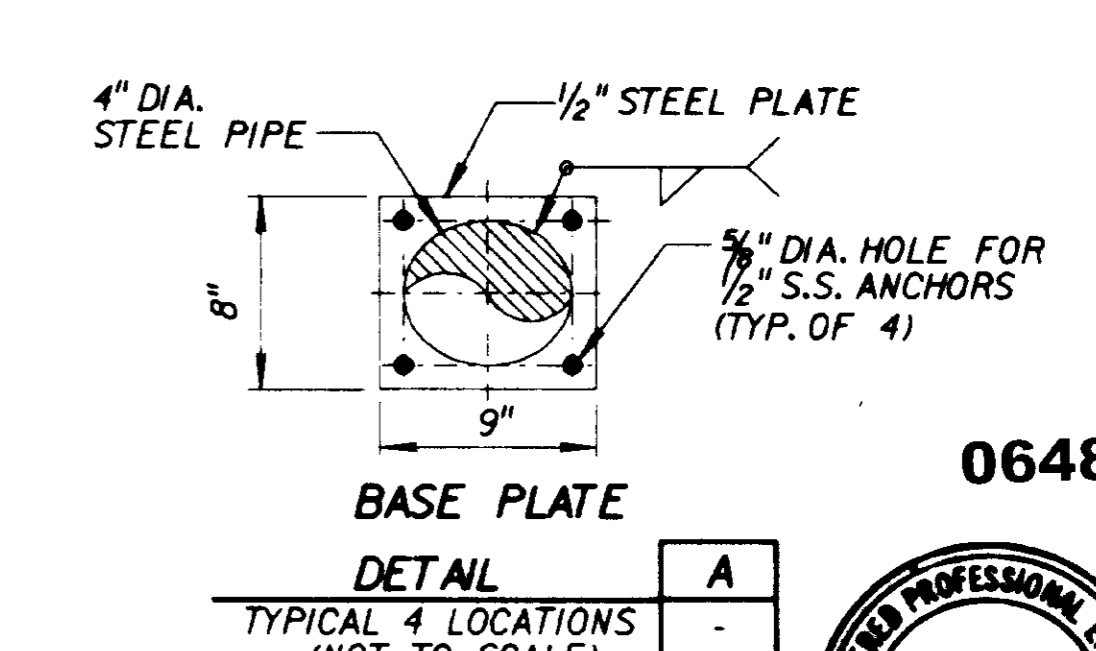
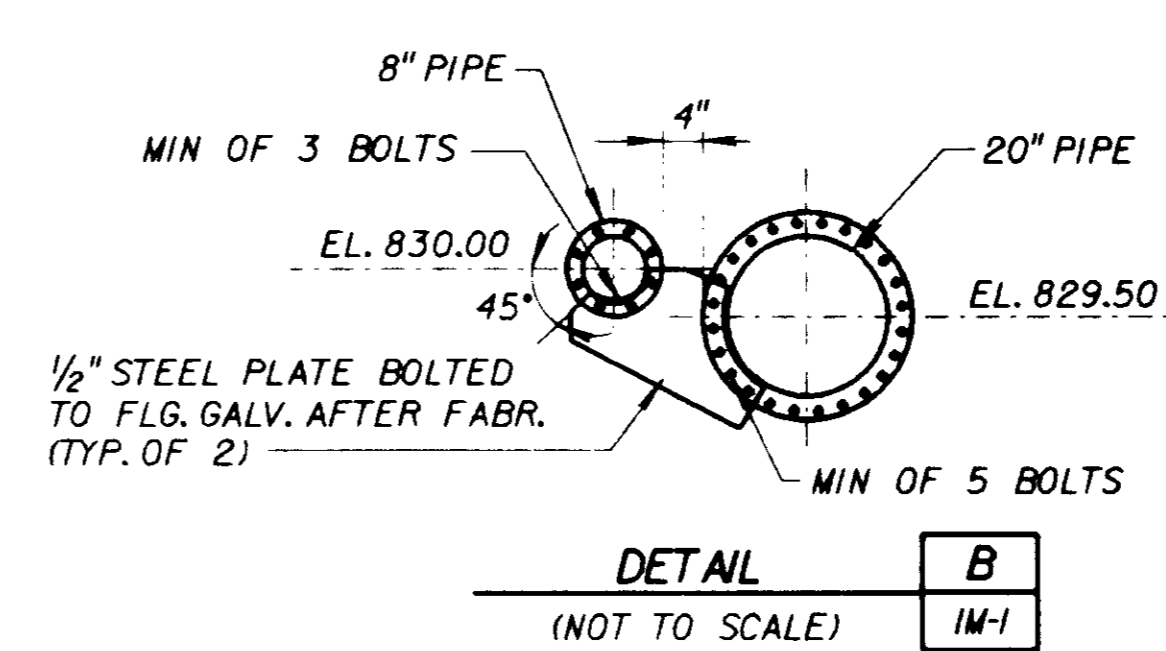


AS-BUILT PER MORLEY CONSTRUCTION

SCALE: 3/8" = 1'-0" WARNING: IF THIS BAR DOES NOT MEASURE 1" THEN DRAWING IS NOT TO SCALE.	DESIGNED: NICK ABAD DRAWN: George Fey CHECKED: [Signature]	SUBMITTED: [Signature] PROJECT ENGINEER: [Signature] RECOMMENDED: [Signature]	31918 28 MAY 91 R. C. E. NO. DATE 33699 28 MAY 91 R. C. E. NO. DATE	JMM James M. Montgomery Consulting Engineers, Inc. Pasadena, California	APPROVED: [Signature] DISTRICT'S APPROVAL ON COVER SHEET: [Signature] APPROVED: [Signature]	LAS VIRGENES MWD/TRIUNFO CSD RANCHO LAS VIRGENES-REGIONAL FACILITIES EXPANSION IV SOLIDS HANDLING AND COMPOSTING FACILITIES ANAEROBIC DIGESTERS AND DIGESTER PUMP STATION SECTIONS - I	SHEET IM-3 OF 508 SHEETS
	REV DATE BY DESCRIPTION						



ANAEROBIC DIGESTER NO. 1
DIGESTER NO. 2 SIMILAR



SECTION	2	2
	IM-1	IM-2

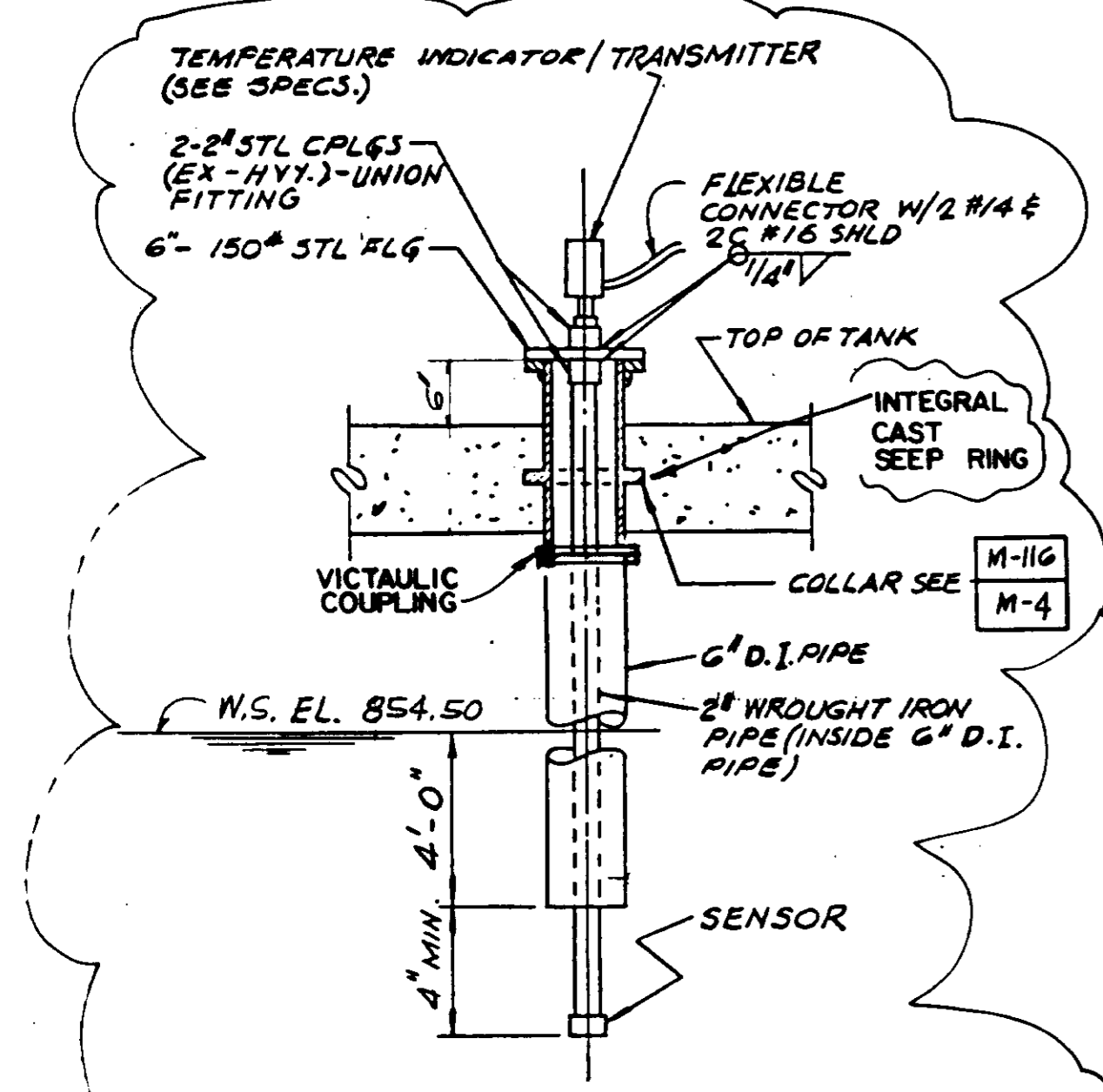
AS-BUILT PER MORLEY CONSTRUCTION

06487

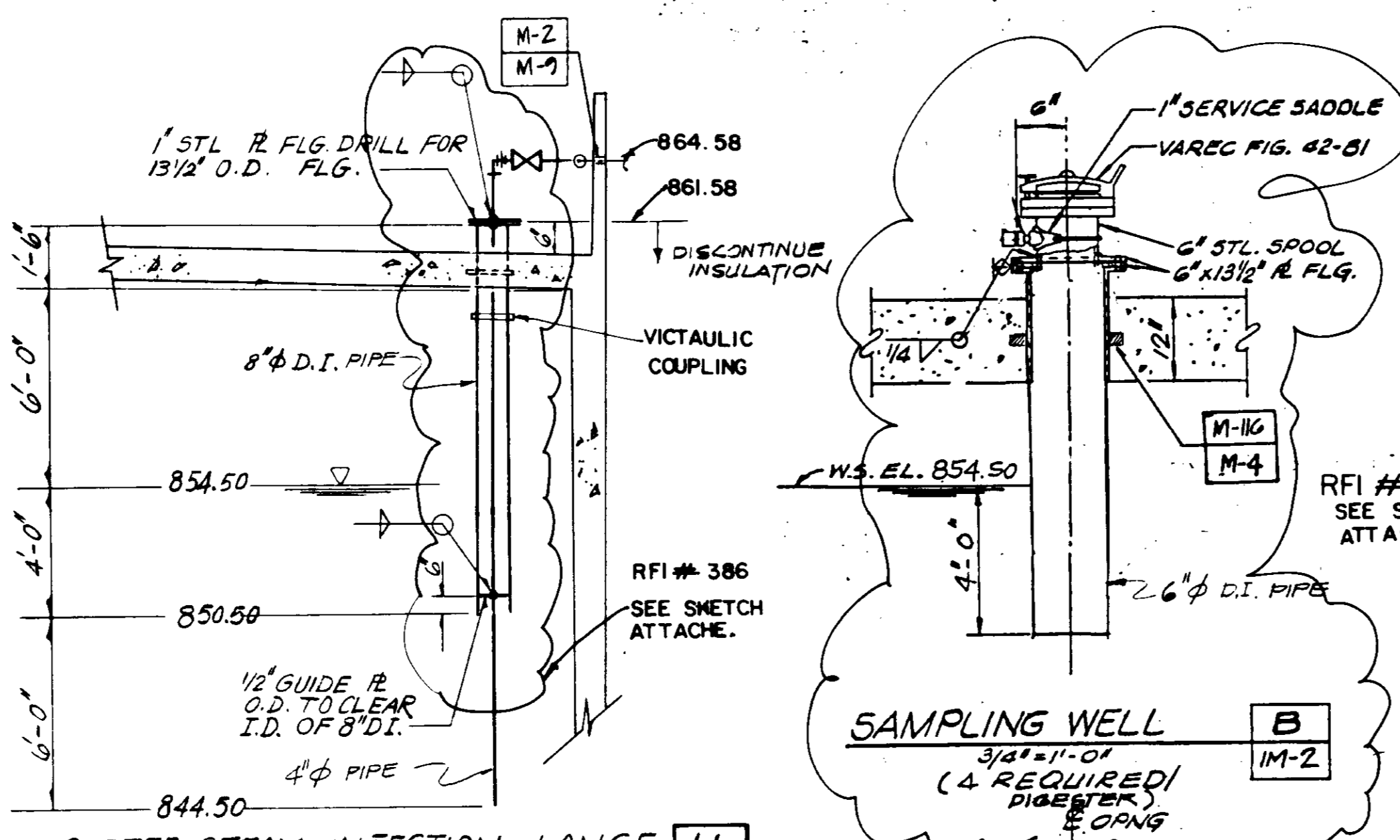


JOB NO. 870,0263 FILE NO. LVS_MECH_LVSIM.DGN

<p>SCALE: 1/4" = 1'-0"</p> <p>WARNING: IF THIS BAR DOES NOT MEASURE THEN DRAWING IS NOT TO SCALE.</p>	<p>DESIGNED: Nick Abad</p> <p>DRAWN: [Signature]</p> <p>CHECKED: [Signature]</p>	<p>SUBMITTED: [Signature]</p> <p>PROJECT ENGINEER: [Signature]</p> <p>RECOMMENDED: [Signature]</p> <p>31918 28 MAY 91 R. C. E. NO. DATE</p> <p>33699 28 MAY 91 R. C. E. NO. DATE</p>	<p>JMM James M. Montgomery Consulting Engineers, Inc. Pasadena, California</p>	<p>APPROVED: [Signature]</p> <p>DISTRICT'S APPROVAL ON COVER SHEET: [Signature]</p> <p>APPROVED: [Signature]</p>	<p>LAS VIRGENES MWD/TRIUNFO CSD RANCHO LAS VIRGENES-REGIONAL FACILITIES EXPANSION IV SOLIDS HANDLING AND COMPOSTING FACILITIES</p> <p>ANAEROBIC DIGESTERS AND DIGESTER PUMP STATION SECTIONS - II</p>	<p>SHEET IM-4 OF 508 SHEETS</p>
---	--	--	---	--	---	--



THERMOMETER WELL A
 3/4" = 1'-0"
 (2 REQUIRED/DIGESTER)
 IM-2

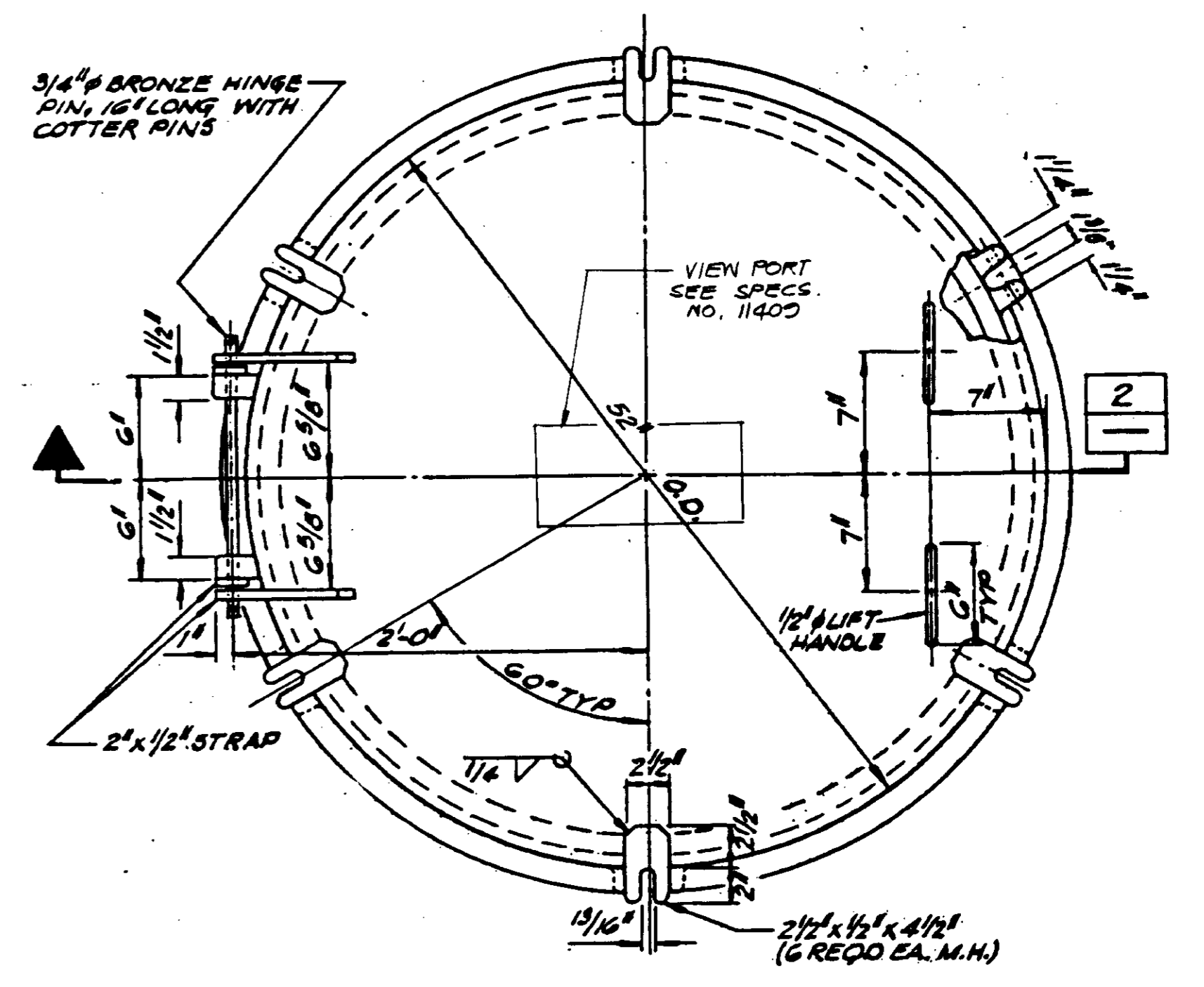


DIGESTER STEAM INJECTION LANCE H
 SCALE: 1/2" = 1'-0"
 (2 REQUIRED/DIGESTER)
 IM-2

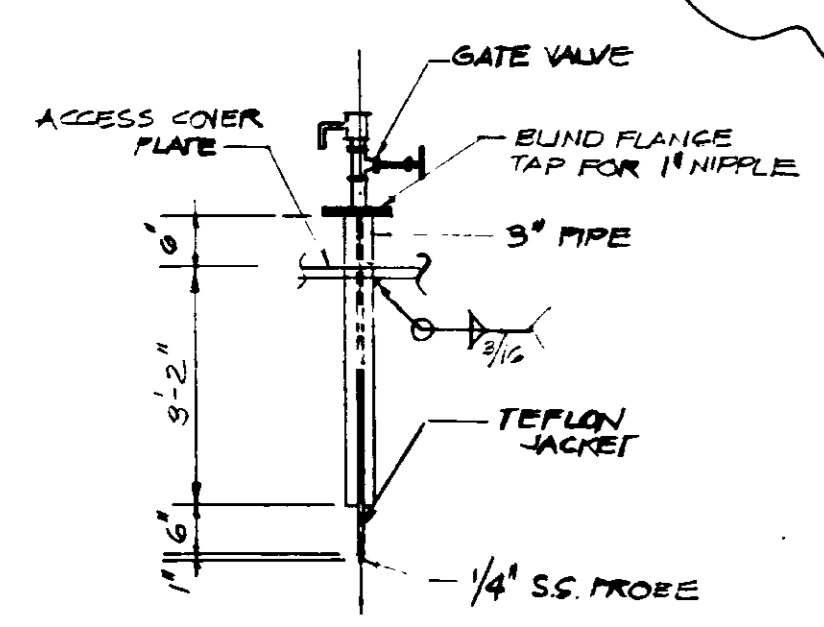
SAMPLING WELL B
 3/4" = 1'-0"
 (4 REQUIRED/DIGESTER)
 IM-2

R.F.I. # 360
 R.F.I. # 38
 FOR LONG ROOF PENETRATIONS

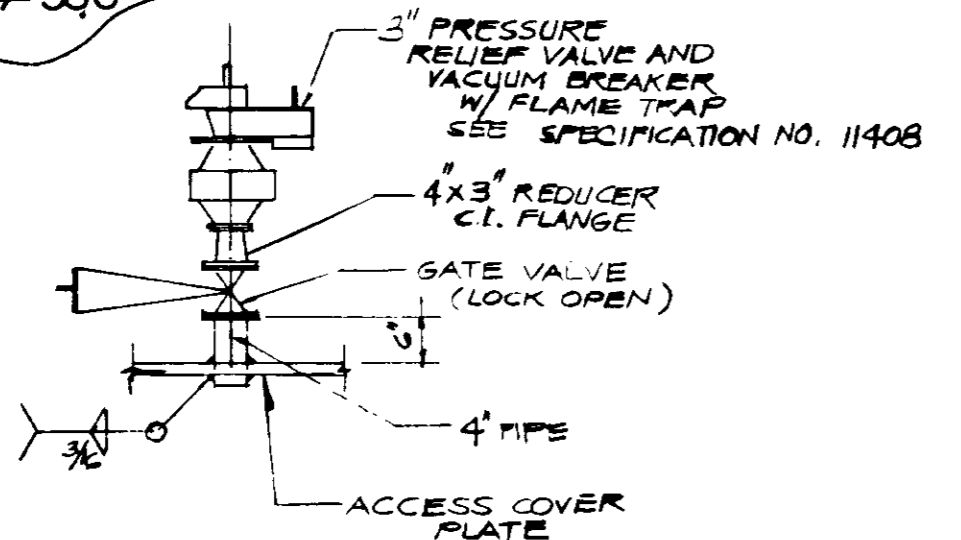
R.F.I. # 386
 SEE SCETCH
 ATTACHED



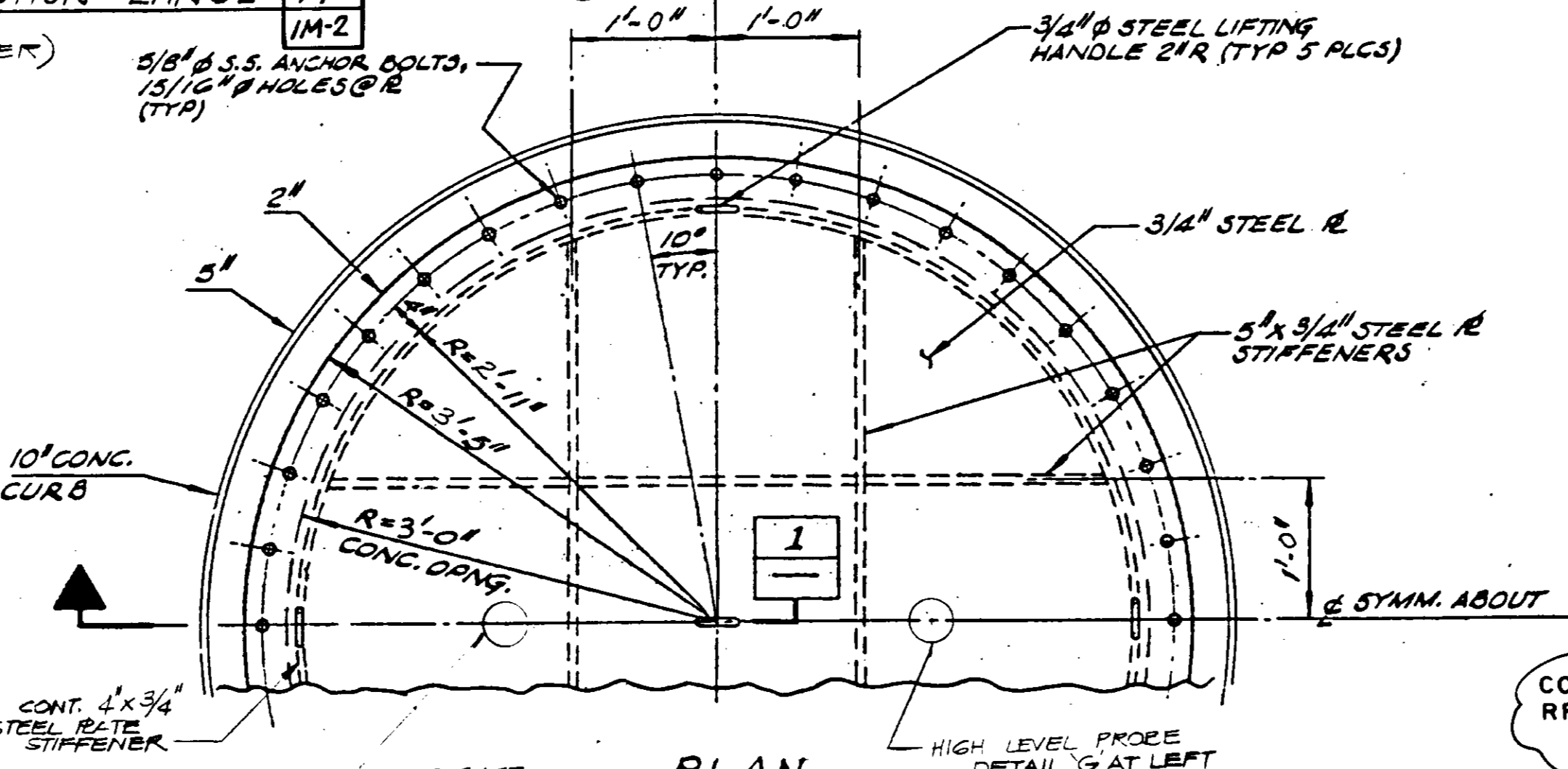
PLAN NTS
 48" I.D.
 (4 REQUIRED/DIGESTER)
 IM-2



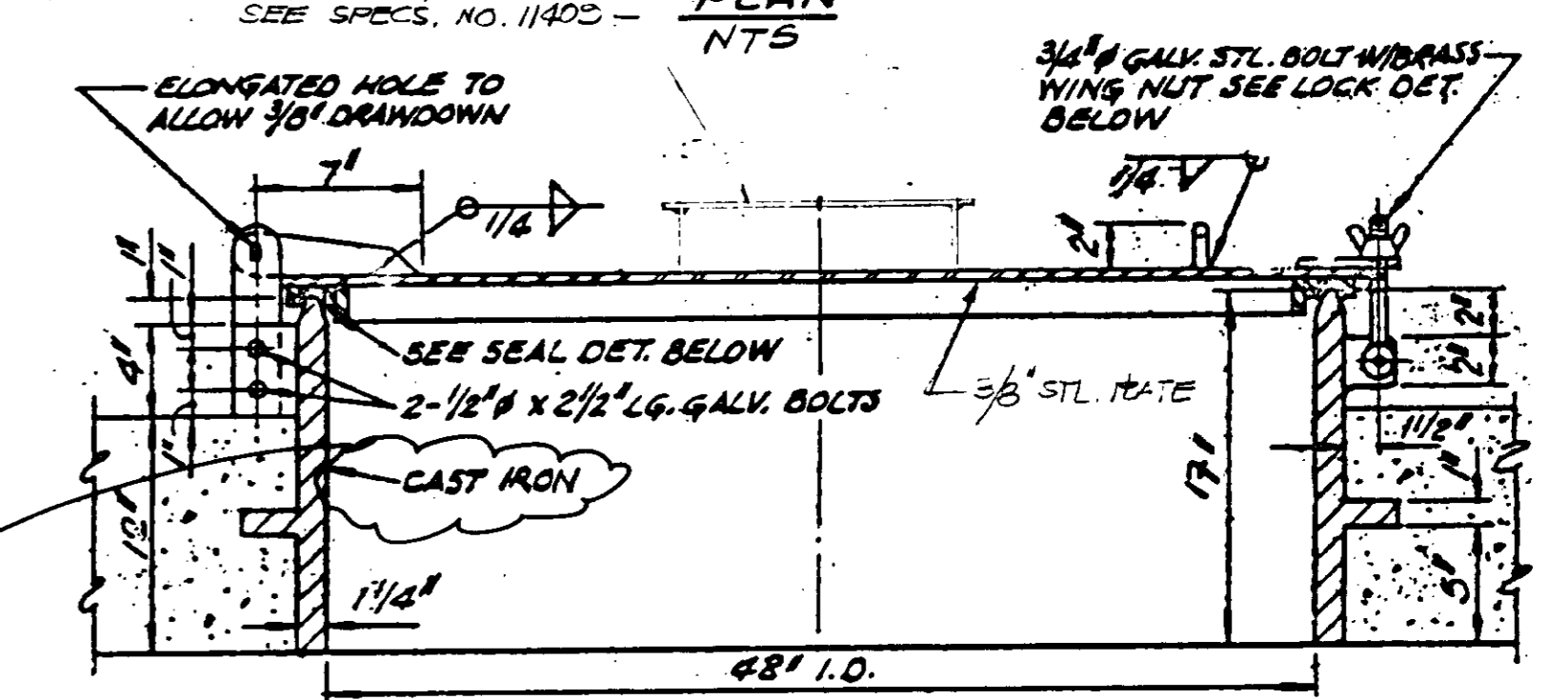
HIGH LEVEL PROBE G
 SCALE: 1/2" = 1'-0"
 (1 REQ'D/DIGESTER)
 IM-2



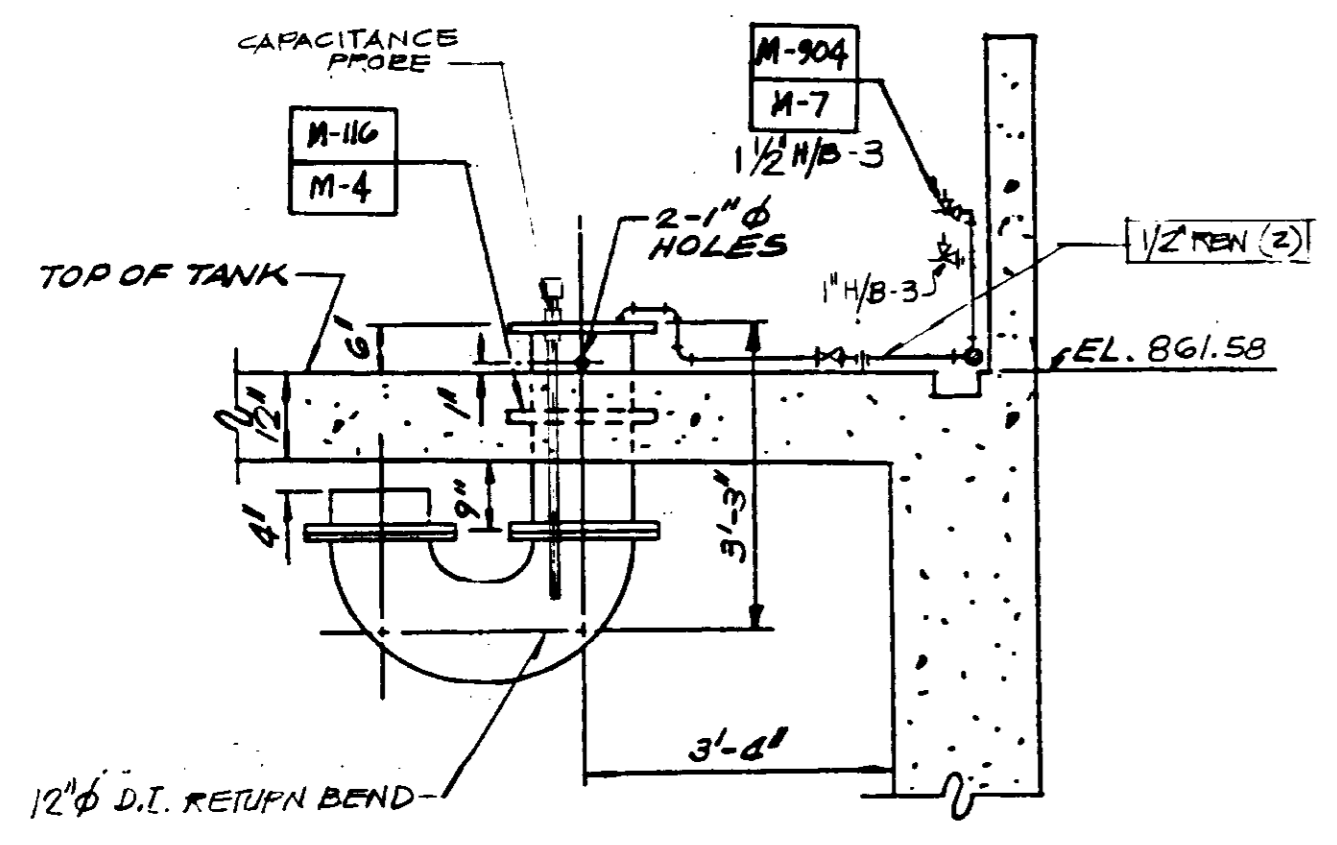
PRESSURE RELIEF VALVE F
 SCALE: 1/2" = 1'-0"
 (1 REQUIRED/DIGESTER)
 IM-2



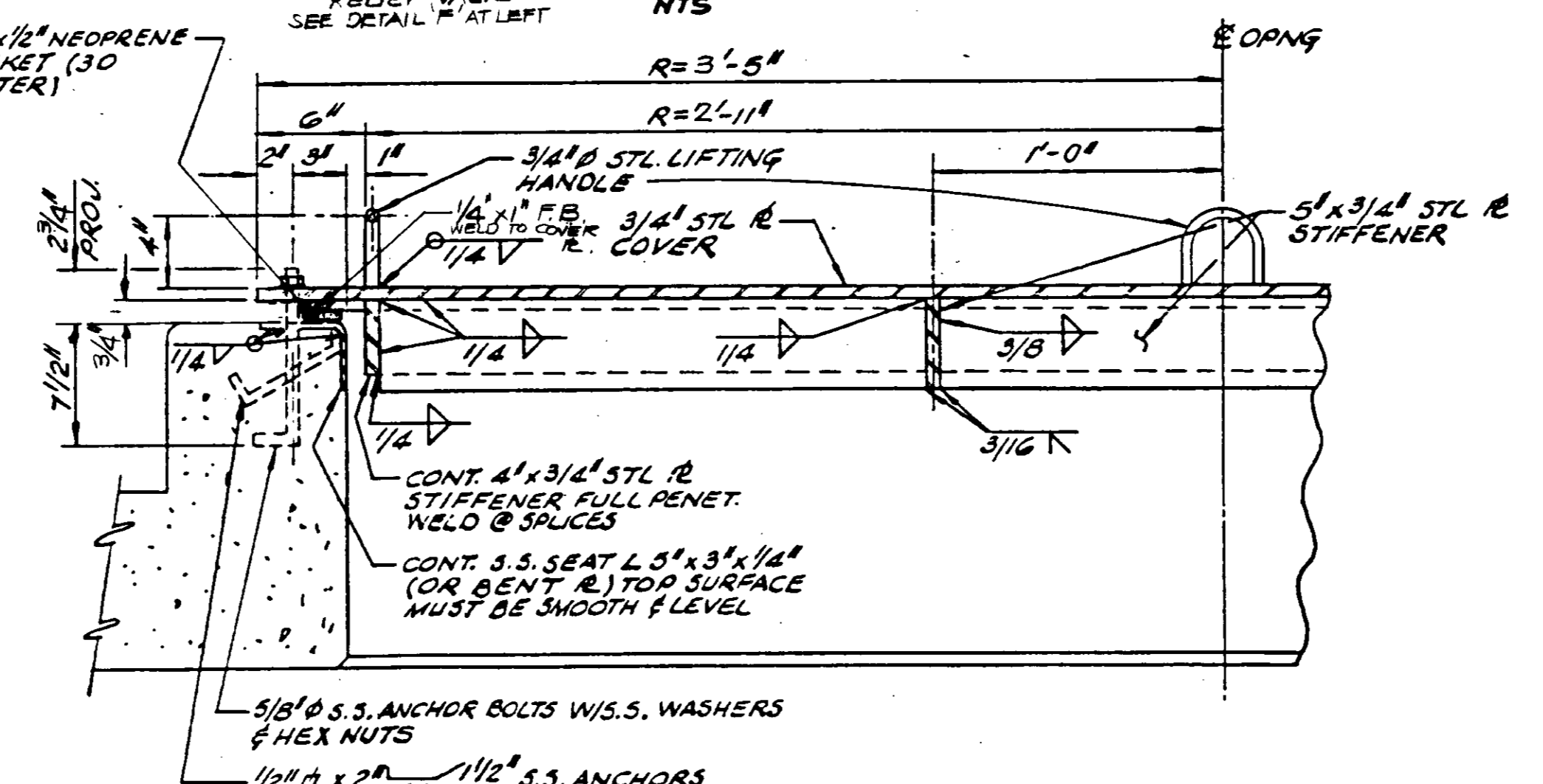
PLAN NTS
 CORRECT PER RFI # 542



SECTION 2
 NTS

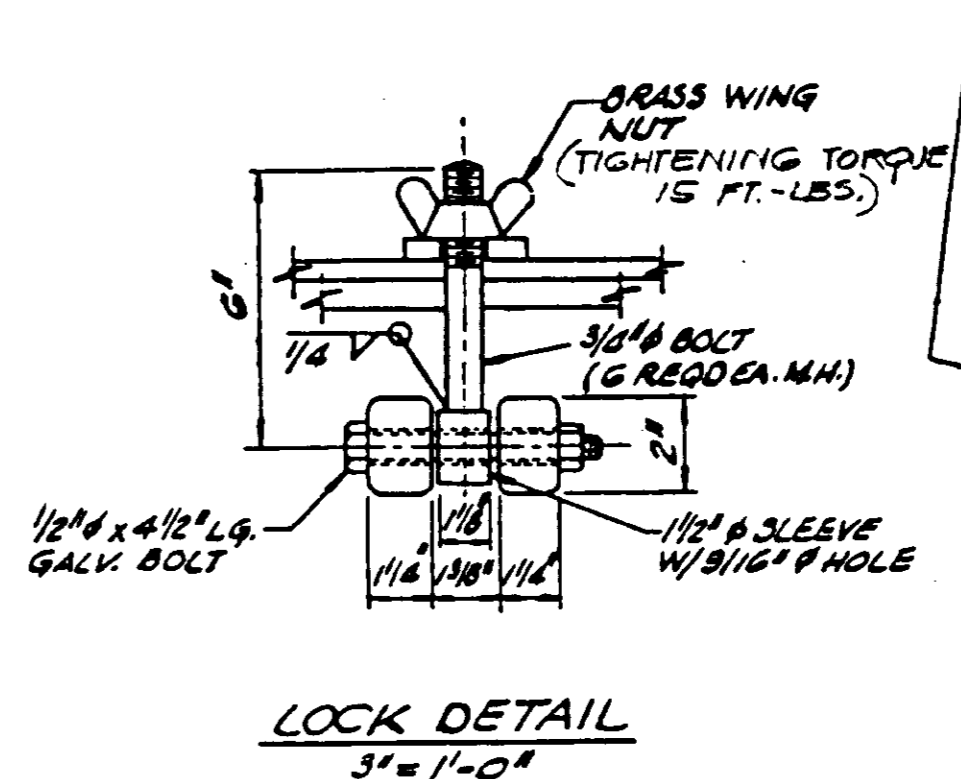


GAS SEAL E
 1/2" = 1'-0"
 (2 REQUIRED/DIGESTER)
 IM-2

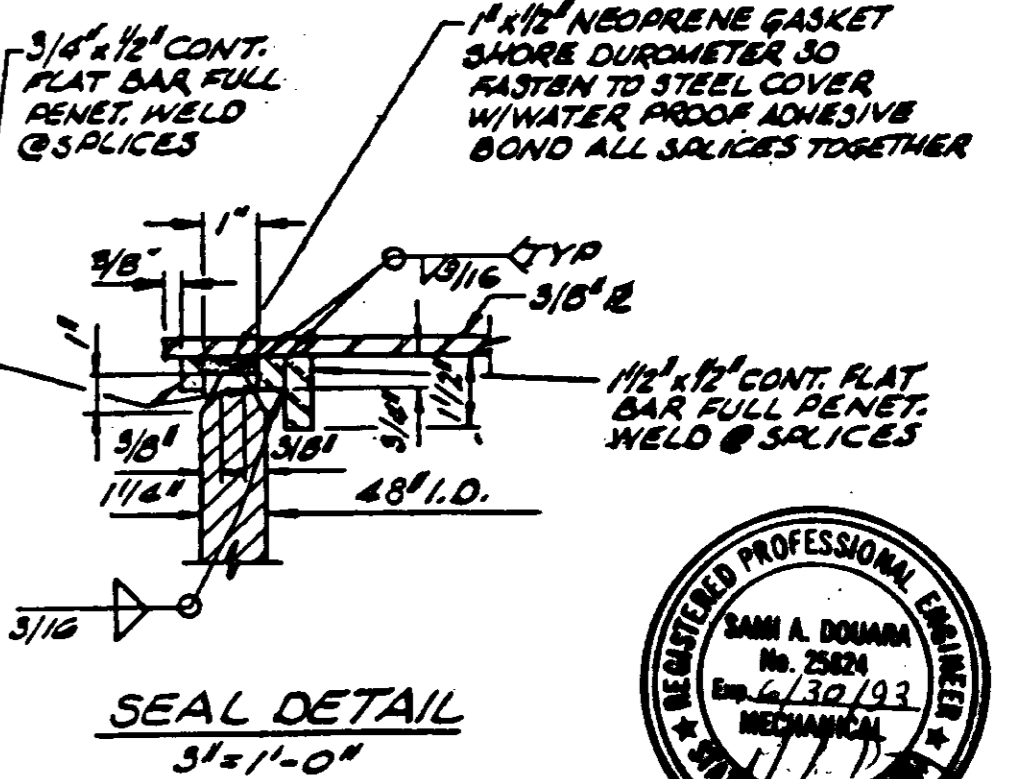


SECTION 1
 NTS

COVER @ 6\"/>



LOCK DETAIL
 3" = 1'-0"



SEAL DETAIL
 3" = 1'-0"

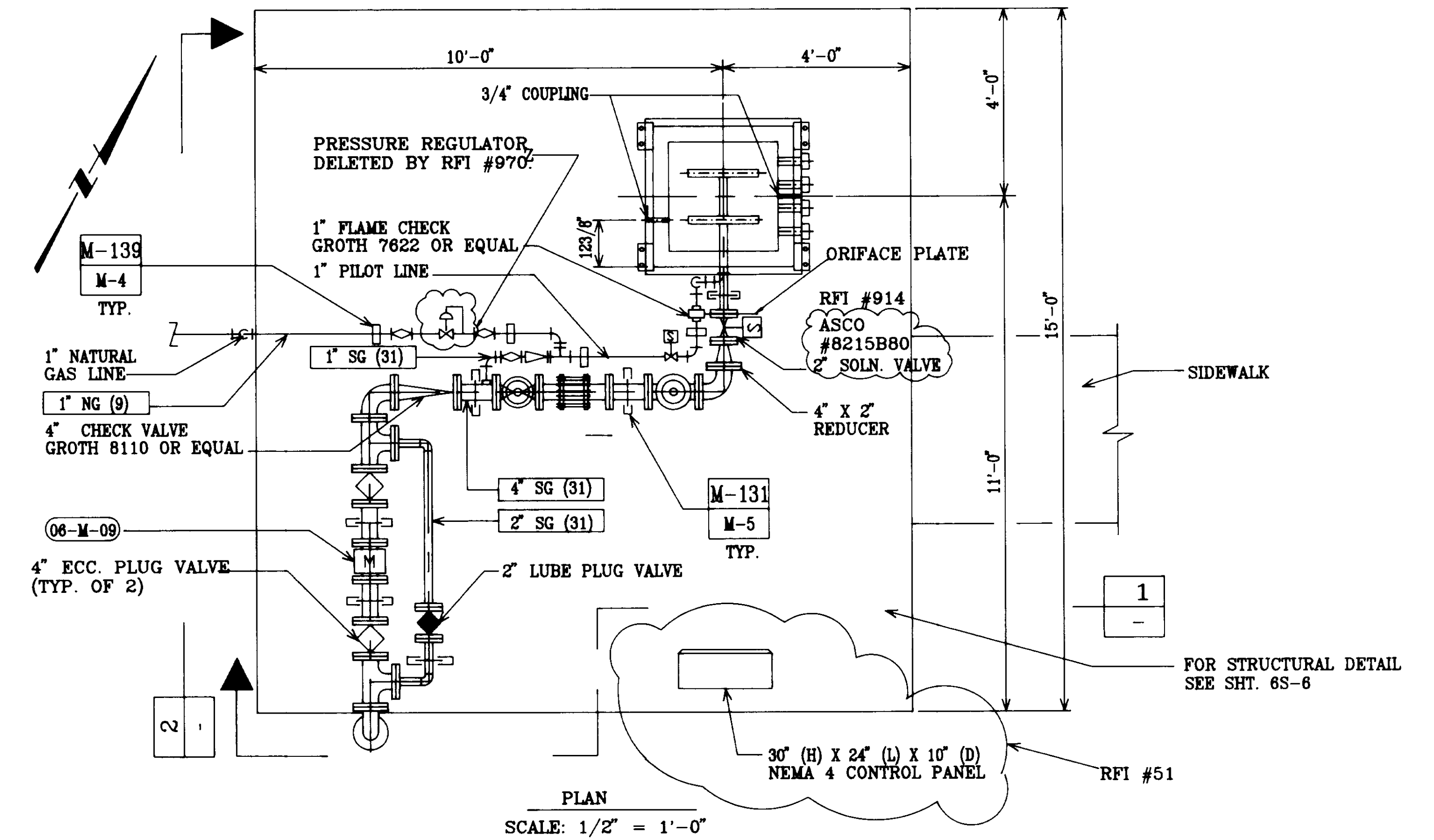
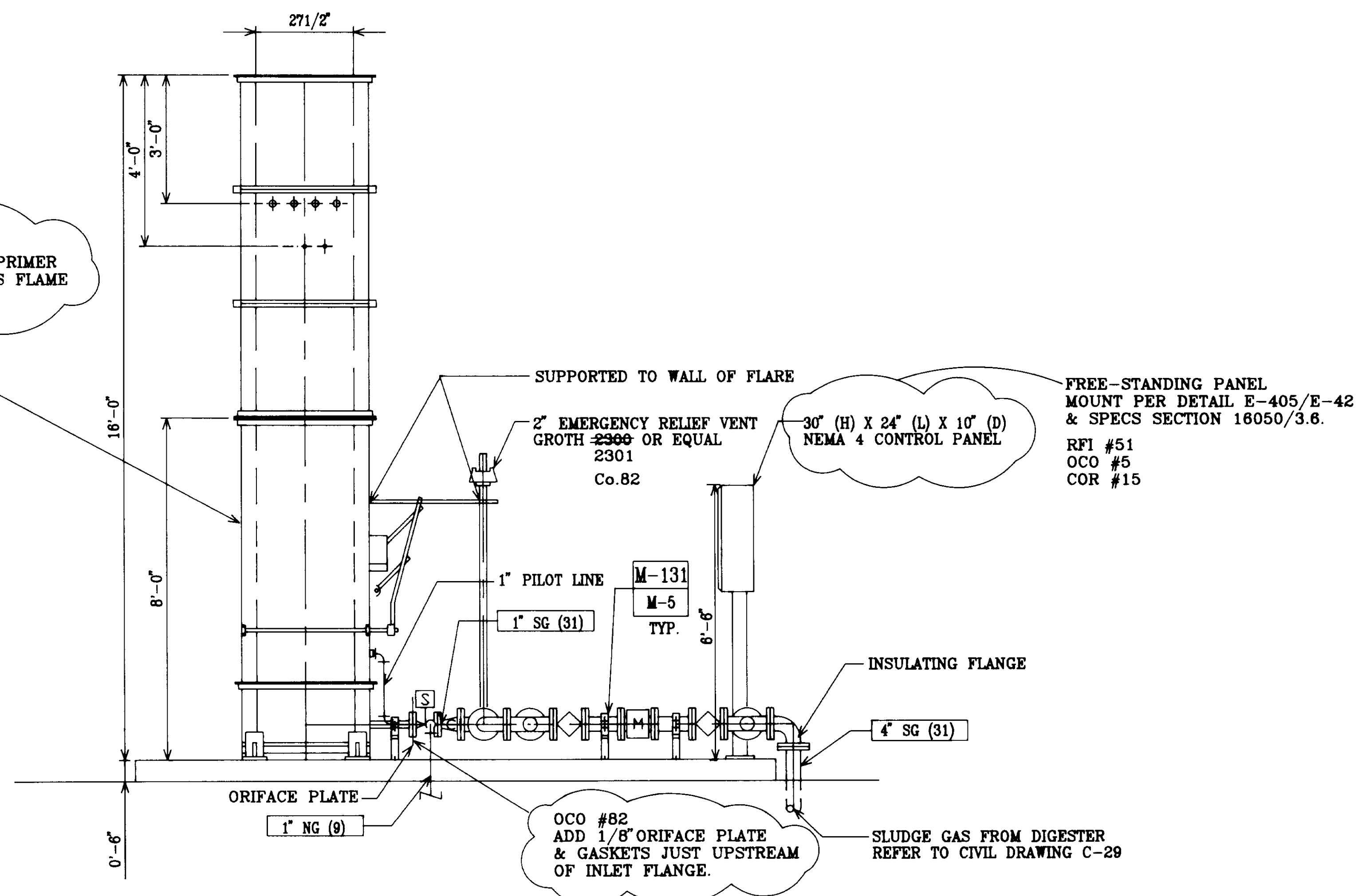
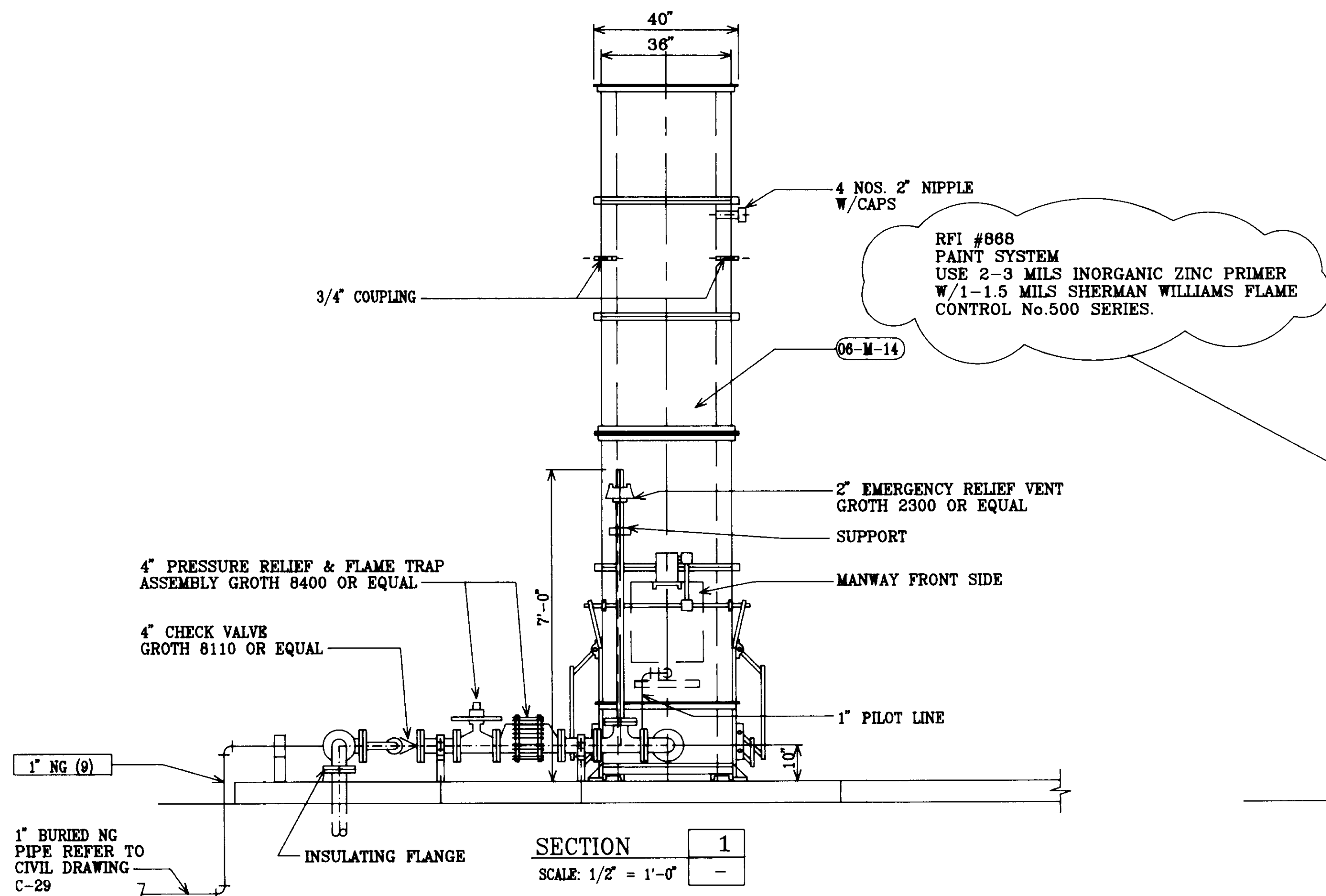


48" ACCESS MANHOLE D
 (4 REQUIRED/DIGESTER)
 IM-2

AS-BUILT PER MORLEY CONSTRUCTION

06488

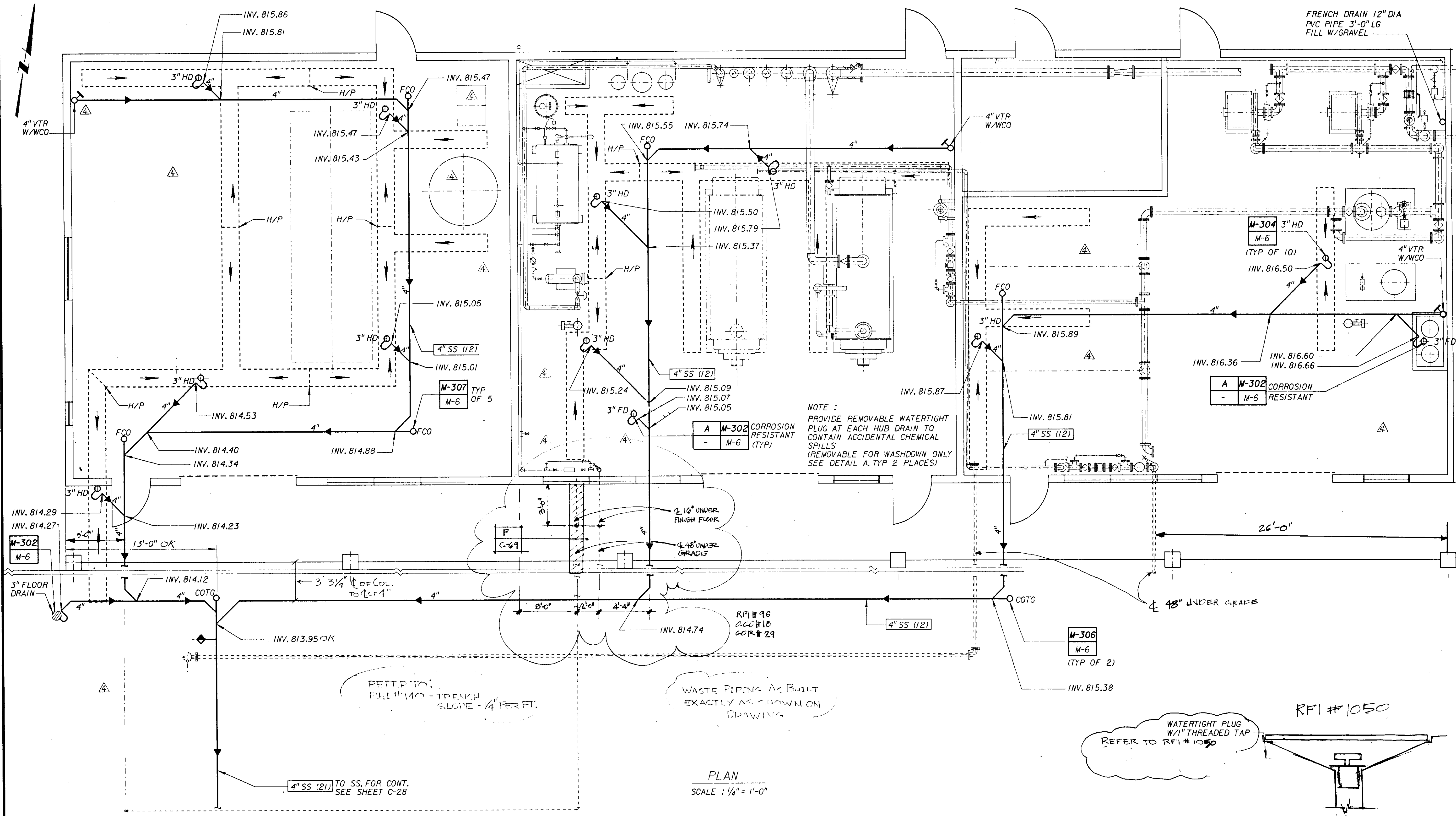
REV DATE BY DESCRIPTION 0 1/2 1 IF THIS BAR DOES NOT MEASURE 1" THEN DRAWING IS NOT TO SCALE.	WARNING 0 1/2 1 IF THIS BAR DOES NOT MEASURE 1" THEN DRAWING IS NOT TO SCALE.	DESIGNED: NICK ABAD DRAWN: John Salzman CHECKED: [Signature]	SUBMITTED: [Signature] PROJECT ENGINEER RECOMMENDED: [Signature] CONSULTING ENGINEERS, INC.	31918 28 MAY 91 R.C.E. NO. DATE 33699 28 MAY 91 R.C.E. NO. DATE	APPROVED: James M. Montgomery CONSULTING ENGINEERS, INC. Pasadena, California	APPROVED: [Signature] DISTRICT'S APPROVAL ON COVER SHEET APPROVED: [Signature]	LAS VIRGENES MWD/TRIUNFO CSD RANCHO LAS VIRGENES - REGIONAL FACILITIES EXPANSION IV SOLIDS HANDLING AND COMPOSTING FACILITIES ANAEROBIC DIGESTERS DIGESTER PUMP STATION DETAILS	SHEET 1M-5 OF 000 SHEETS
---	---	--	--	--	---	--	--	--------------------------------



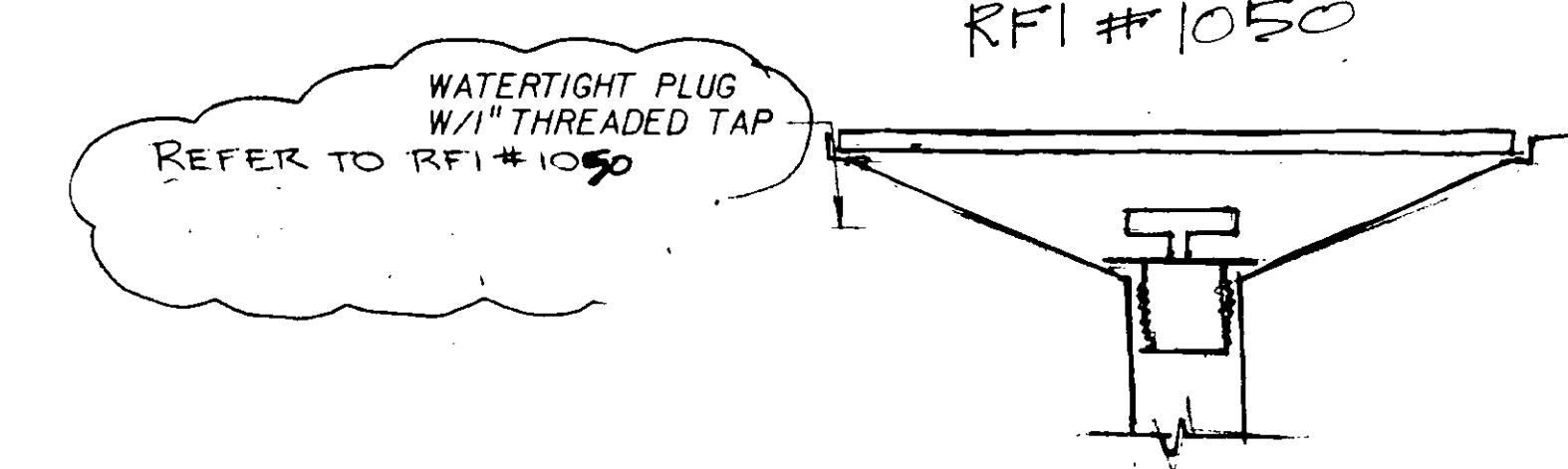
06551

AS-BUILT PER MORLEY CONSTRUCTION

SCALE: AS SHOWN		WARNING 0 1/2 1 IF THIS BAR DOES NOT MEASURE 1" THEN DRAWING IS NOT TO SCALE.		DESIGNED: _____ DRAWN: _____ CHECKED: _____	SUBMITTED: 31918 28 MAY 91 PROJECT ENGINEER: R. C. E. NO. DATE RECOMMENDED: 33699 28 MAY 91 R. C. E. NO. DATE JAMES M. MONTGOMERY CONSULTING ENGINEERS, INC.	APPROVED: _____ DISTRICT'S APPROVAL ON COVER SHEET: _____ DATE: _____ APPROVED: _____ DATE: _____	LAS VIRGENES MWD/TRIUNFO CSD RANCHO LAS VIRGENES-REGIONAL FACILITIES EXPANSION IV SOLIDS HANDLING AND COMPOSTING FACILITIES DIGESTER GAS FLARE PLAN AND SECTIONS	SHEET 6M-1 OF 508 SHEETS
-----------------	--	---	--	---	--	---	--	--------------------------------



PLAN
SCALE: 1/4" = 1'-0"



PLUG HANDLE DETAIL A
N.T.S.

OCG # 4 39

06552

JOB NO. 870-0294 FILE NO. LV56M2M.DGN

REV	DATE	BY	DESCRIPTION
2-25-98	TSL		REV. PER CHANGE ORDER NO. 4

SCALE:	1/4" = 1'-0"
WARNING	IF THIS BAR DOES NOT MEASURE IT THEN DRAWING IS NOT TO SCALE.

DESIGNED	
DRAWN	
CHECKED	

SUBMITTED	31918	28 MAY 91
PROJECT ENGINEER	R. C. E. NO.	DATE
RECOMMENDED	33699	28 MAY 91
JAMES M. MONTGOMERY CONSULTING ENGINEERS, INC.	R. C. E. NO.	DATE

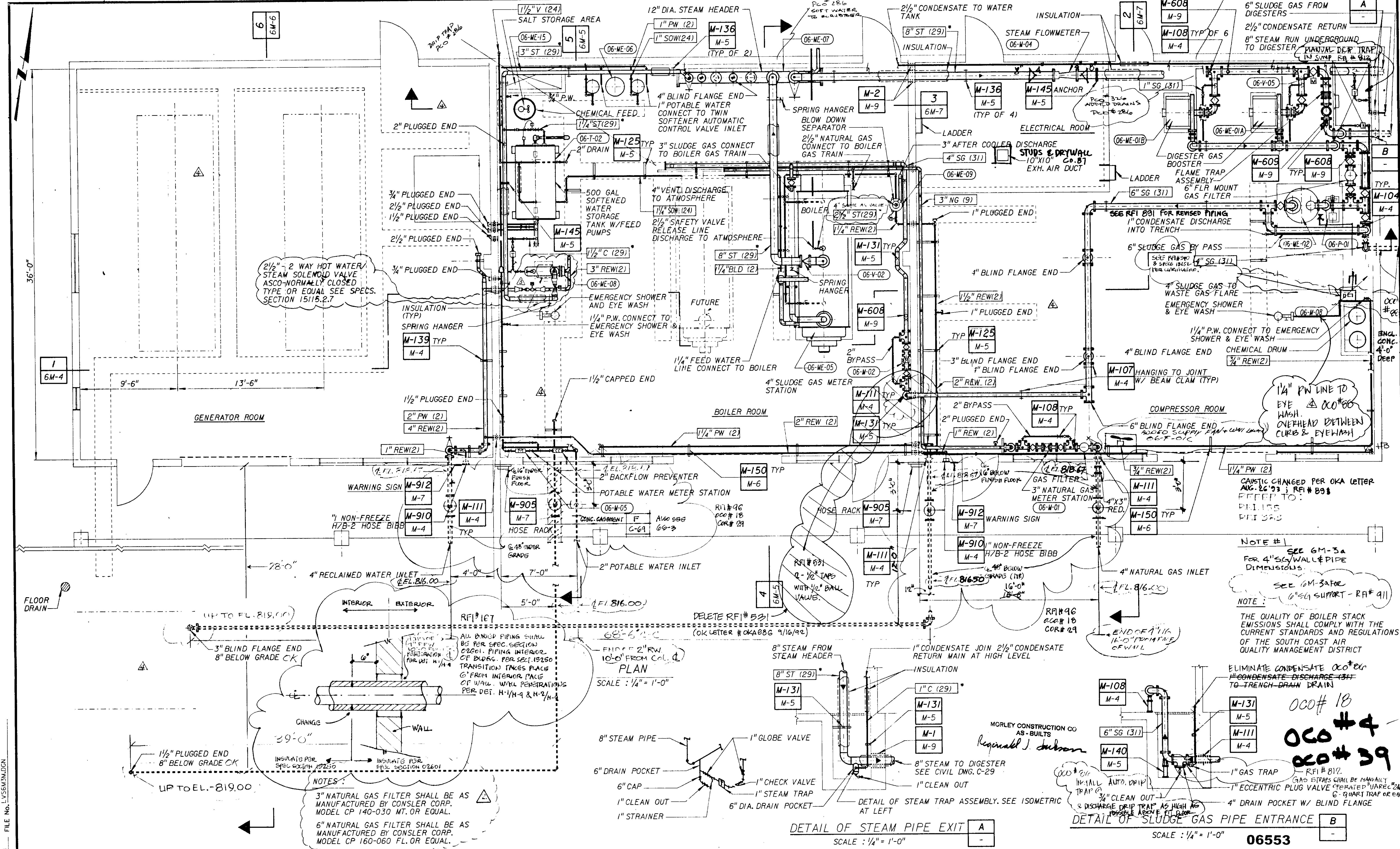
JMM James M. Montgomery
Consulting Engineers, Inc.
Pasadena, California

APPROVED	DISTRICT'S APPROVAL ON COVER SHEET
APPROVED	DATE

LAS VIRGENES MWD/TRIUNFO CSD
RANCHO LAS VIRGENES-REGIONAL FACILITIES EXPANSION IV
SOLIDS HANDLING AND COMPOSTING FACILITIES

ENERGY RECOVERY BUILDING
DRAINAGE PLAN

SHEET
6M-2
OF 508 SHEETS



FILE NO. 15363M.DCN

SCALE:	1/4" = 1'-0"
WARNING	IF THIS BAR DOES NOT MEASURE 1" THEN DRAWING IS NOT TO SCALE.

DESIGNED	
DRAWN	
CHECKED	

SUBMITTED	3198	28 MAY 91
PROJECT ENGINEER	R. C. E. NO.	DATE
RECOMMENDED		
	33699	28 MAY 91
	R. C. E. NO.	DATE

JMM James M. Montgomery
Consulting Engineers, Inc.
Pasadena, California

APPROVED	DISTRICT'S APPROVAL ON COVER SHEET
	DATE
APPROVED	
	DATE

LAS VIRGENES MWD/TRIUNFO CSD
RANCHO LAS VIRGENES-REGIONAL FACILITIES EXPANSION IV
SOLIDS HANDLING AND COMPOSTING FACILITIES

ENERGY RECOVERY BUILDING PLAN

SHEET
6M-3
OF 508 SHEETS

06553

000# 18
000# 4
000# 39

NOTE #1
SEE 6M-3a
FOR 4" SG/WALL PIPE DIMENSIONS.
NOTE: SEE 6M-3a FOR 6" SG SUPPORT - RA# 911

THE QUALITY OF BOILER STACK EMISSIONS SHALL COMPLY WITH THE CURRENT STANDARDS AND REGULATIONS OF THE SOUTH COAST AIR QUALITY MANAGEMENT DISTRICT

ELIMINATE CONDENSATE 000# 26
CONDENSATE DISCHARGE (311) TO TRENCH-DRAIN

000# 18
000# 4
000# 39

RFI # 812
GAS STRAPS SHALL BE MANUALLY OPERATED UNLESS OTHERWISE SPECIFIED IN SPEC. 19250
6" GUARD TRAP OR EQ.

NOTES:
3" NATURAL GAS FILTER SHALL BE AS MANUFACTURED BY CONSILER CORP. MODEL CP 140-030 MT. OR EQUAL.
6" NATURAL GAS FILTER SHALL BE AS MANUFACTURED BY CONSILER CORP. MODEL CP 160-060 FL. OR EQUAL.

SCALE: 1/4" = 1'-0"

DETAIL OF STEAM PIPE EXIT A
SCALE: 1/4" = 1'-0"

DETAIL OF STEAM TRAP ASSEMBLY. SEE ISOMETRIC AT LEFT
SCALE: 1/4" = 1'-0"

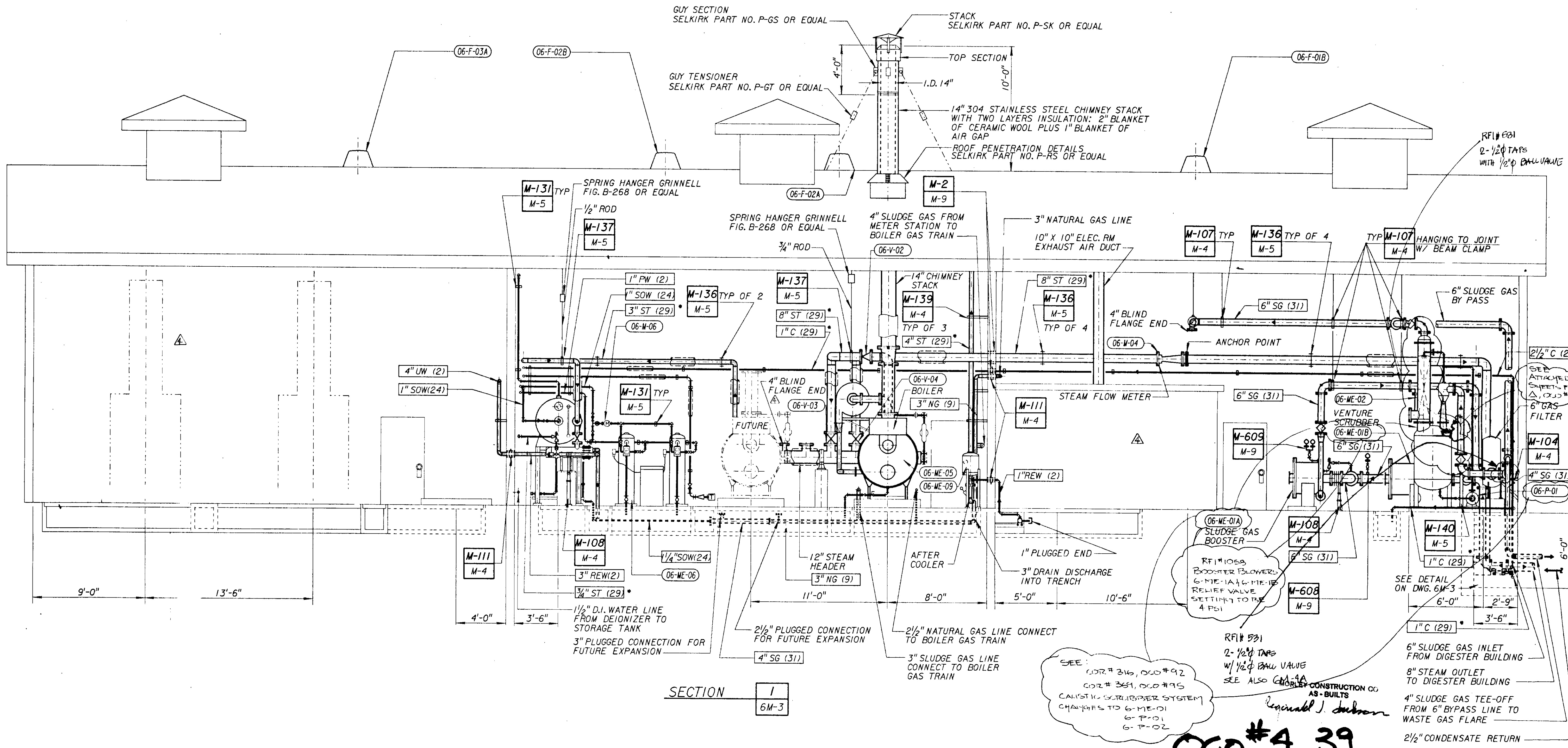
NOTE #1
CAUSTIC CHANGED PER OKA LETTER AUG. 26 '93; RFI # 898
PHILIPS
PRT 343

1/4" P.W. LINE TO EYE WASH
OVERHEAD BETWEEN CURB & EYEWASH

SEE RFI 891 FOR REVISED PIPING
1" CONDENSATE DISCHARGE INTO TRENCH

2 1/2" 2 WAY HOT WATER/STEAM SOLENOID VALVE
ASCO-NORMALLY CLOSED
TYPE OR EQUAL SEE SPECS. SECTION 15115.2.7

6" SLUDGE GAS FROM DIGESTERS
2 1/2" CONDENSATE RETURN
8" STEAM RUN UNDERGROUND TO DIGESTER



JOB NO. 870.0294 FILE NO. LV56MM.DGN

REV	DATE	BY	DESCRIPTION
2-25-93	TSL		REV. PER CHANGE ORDER NO. 4

SCALE: 1/4"=1'-0"

WARNING
IF THIS BAR DOES NOT MEASURE 1" THEN DRAWING IS NOT TO SCALE.

DESIGNED: _____
 DRAWN: _____
 CHECKED: _____

SUBMITTED: 31918 28 MAY 91
 PROJECT ENGINEER: R. C. E. NO. DATE
 RECOMMENDED: _____
 CHECKED: JAMES M. MONTGOMERY 33699 28 MAY 91
 CONSULTING ENGINEERS, INC. R. C. E. NO. DATE

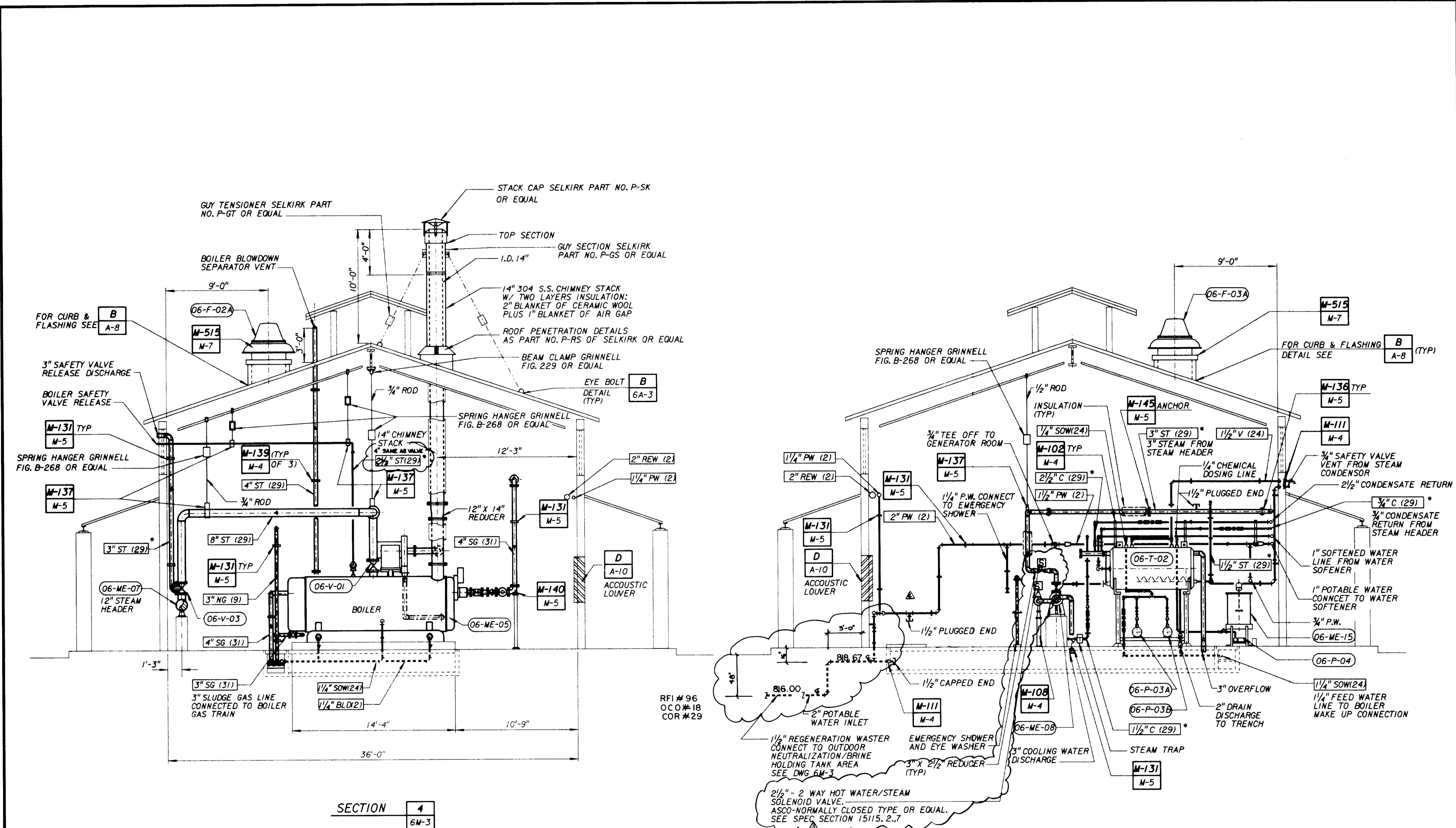
JMM James M. Montgomery
 Consulting Engineers, Inc.
 Pasadena, California

APPROVED: _____
 DISTRICT'S APPROVAL ON COVER SHEET: _____
 APPROVED: _____

LAS VIRGENES MWD/TRIUNFO CSD
 RANCHO LAS VIRGENES-REGIONAL FACILITIES EXPANSION IV
 SOLIDS HANDLING AND COMPOSTING FACILITIES

ENERGY RECOVERY BUILDING
 SECTIONS - I

06554
 SHEET
 6M-4
 OF 508 SHEETS



SECTION 4
6M-3

SECTION 5
6M-3

RFI # 96
OCO # 18
COR # 29

1/2" - 2 WAY HOT WATER/STEAM SOLENOID VALVE. ASCO-NORMALLY CLOSED TYPE OR EQUAL. SEE SPEC SECTION 15115.2.7

OCO # 18
OCO # 4 & 39

06556

AS-BUILT PER MORLEY CONSTRUCTION

JOB NO. 870.0294 FILE NO. LV565M5DGN

REV	DATE	BY	DESCRIPTION
1			
2			
3			

SCALE: 1/4" = 1'-0"

WARNING: IF THIS BAR DOES NOT MEASURE 1" THEN DRAWING IS NOT TO SCALE.

DESIGNED	31918	28 MAY 91
DRAWN		
CHECKED	33699	28 MAY 91

PROJECT ENGINEER: JAMES M. MONTGOMERY
CONSULTING ENGINEERS, INC.

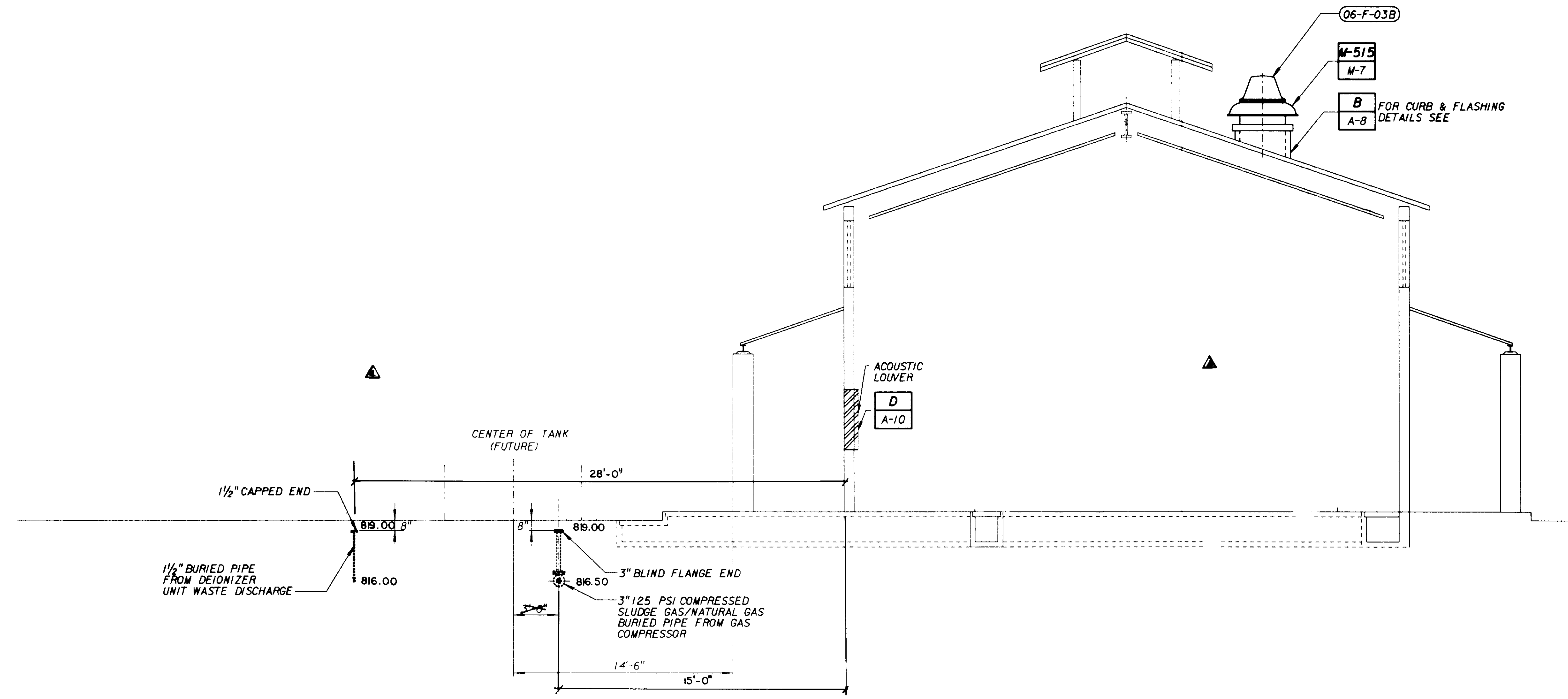
JMM James M. Montgomery
Consulting Engineers, Inc.
Pasadena, California

APPROVED	DISTRICT'S APPROVAL ON COVER SHEET
APPROVED	

LAS VIRGENES MWD/TRIUNFO CSD
RANCHO LAS VIRGENES-REGIONAL FACILITIES EXPANSION IV
SOLIDS HANDLING AND COMPOSTING FACILITIES

ENERGY RECOVERY BUILDING
SECTIONS - II

SHEET
6M-5
OF 508 SHEETS



SECTION 6
 6M-3

06557

AS-BUILT PER MORLEY CONSTRUCTION

OCO # 4 & 39

JOB No. 8700294 FILE No. LV56M6M.DGN

REV	DATE	BY	DESCRIPTION
1		TSJ	REV. PER CHANGE ORDER No. 4

SCALE: 1/4" = 1'-0"
 WARNING: IF THIS BAR DOES NOT MEASURE 1" THEN DRAWING IS NOT TO SCALE.

DESIGNED: _____
 DRAWN: _____
 CHECKED: _____

SUBMITTED: 31918 28 MAY 91
 PROJECT ENGINEER: R. C. E. NO. DATE
 RECOMMENDED: 33699 28 MAY 91
 R. C. E. NO. DATE
 JAMES M. MONTGOMERY CONSULTING ENGINEERS, INC.

JMM James M. Montgomery Consulting Engineers, Inc.
 Pasadena, California

APPROVED: _____
 DISTRICT'S APPROVAL ON COVER SHEET: _____
 APPROVED: _____

LAS VIRGENES MWD/TRIUNFO CSD
 RANCHO LAS VIRGENES-REGIONAL FACILITIES EXPANSION IV
 SOLIDS HANDLING AND COMPOSTING FACILITIES
 ENERGY RECOVERY BUILDING
 SECTIONS - III

SHEET 6M-6 OF 508 SHEETS

JOB NO. 870-0294 FILE NO. LV56MTM.DGN

REV	DATE	BY	DESCRIPTION
2		TSL	REV. PER CHANGE ORDER NO. 4
1		M.M.	REV. PER ADDENDUM NO. 4
0		M.M.	REV. PER ADDENDUM NO. 3

SCALE: 1/4" = 1'-0"

WARNING: IF THIS BAR DOES NOT MEASURE 1" THEN DRAWING IS NOT TO SCALE.

DESIGNED: _____

DRAWN: _____

CHECKED: _____

SUBMITTED: 31918 28 MAY 91

PROJECT ENGINEER: R. C. E. NO. _____ DATE _____

RECOMMENDED: 33699 28 MAY 91

JAMES M. MONTGOMERY CONSULTING ENGINEERS, INC. R. C. E. NO. _____ DATE _____

JMM James M. Montgomery Consulting Engineers, Inc. Pasadena, California

APPROVED: _____

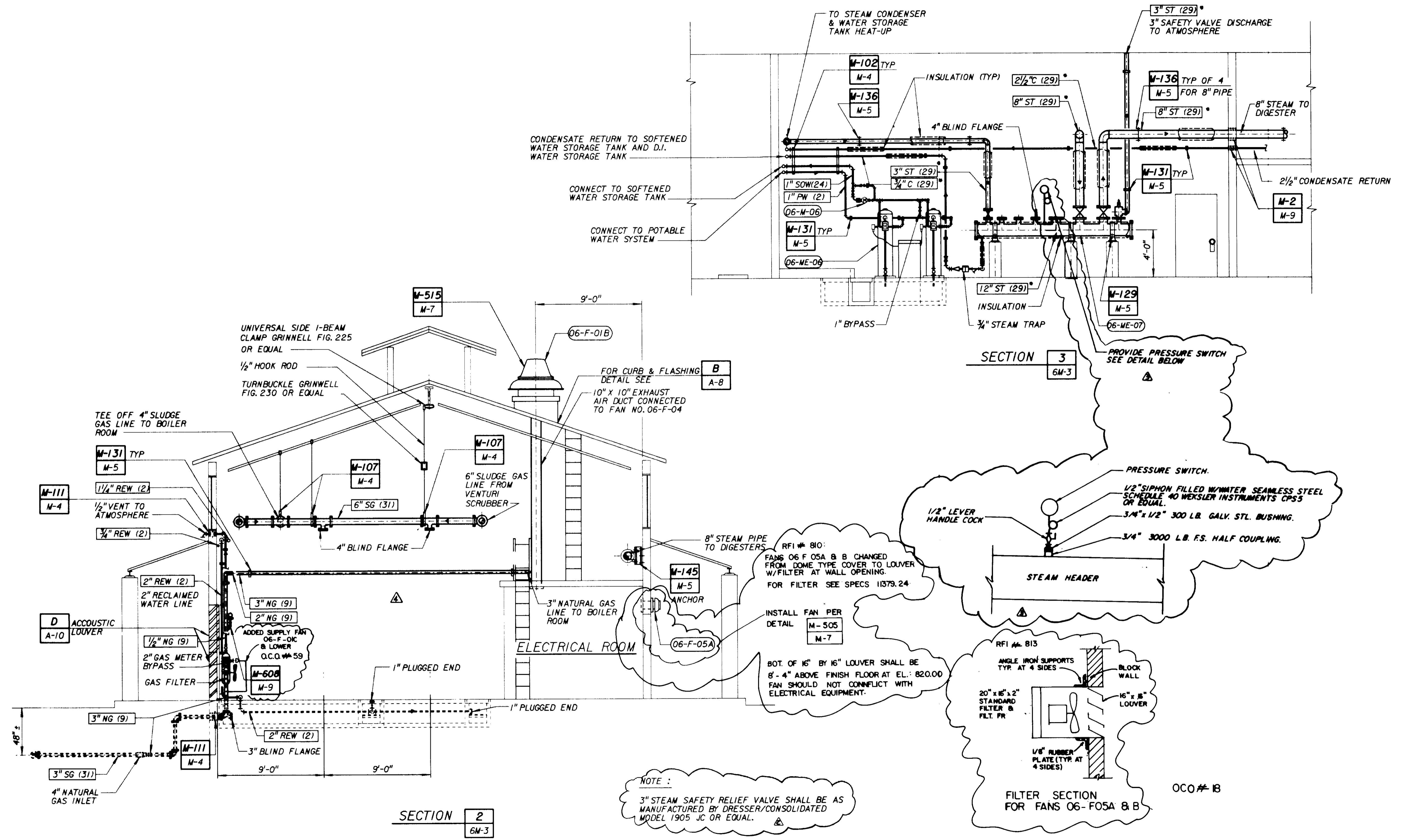
DISTRICT'S APPROVAL ON COVER SHEET: _____

APPROVED: _____

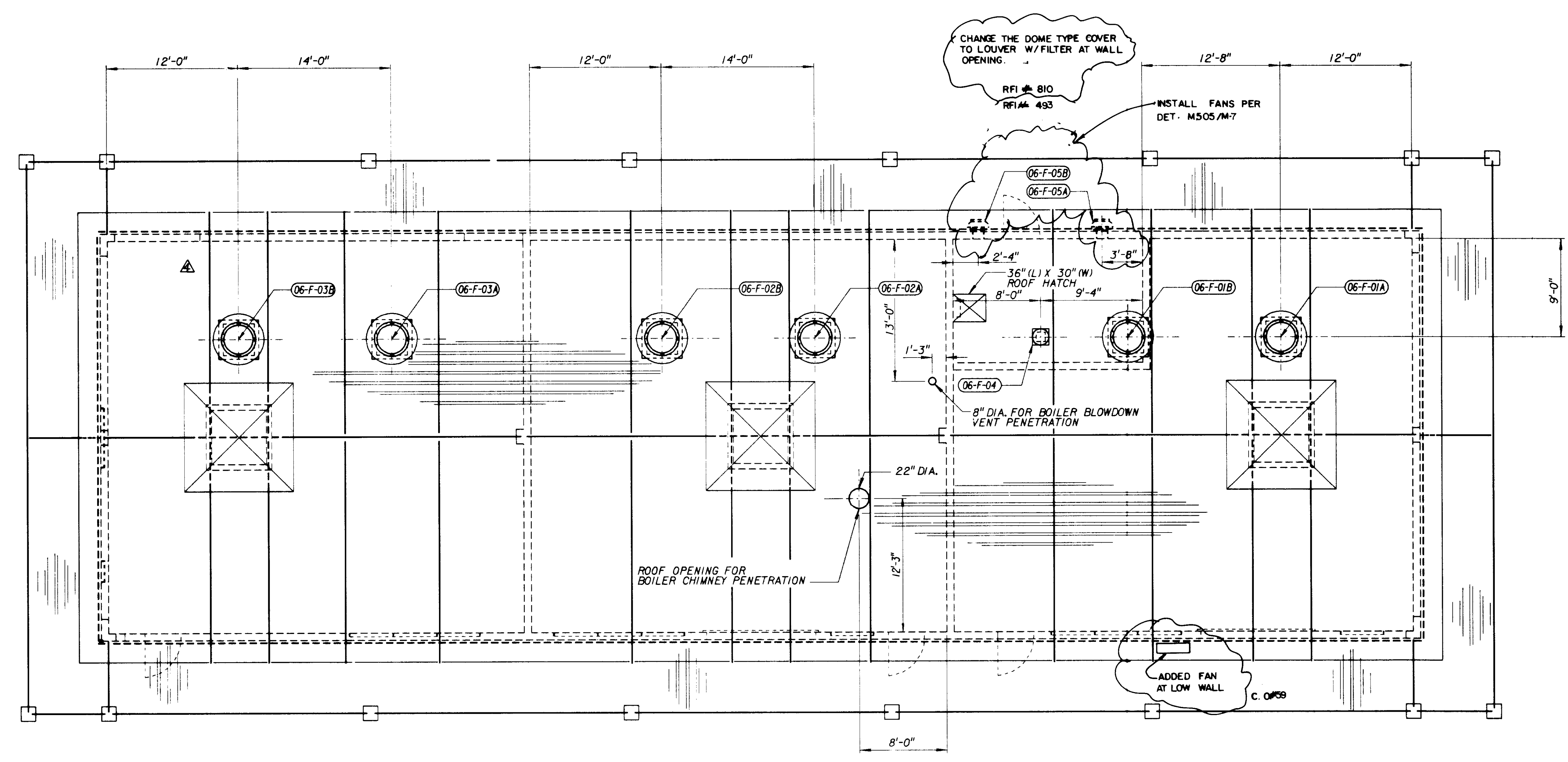
LAS VIRGENES MWD/TRIUNFO CSD
RANCHO LAS VIRGENES-REGIONAL FACILITIES EXPANSION IV
SOLIDS HANDLING AND COMPOSTING FACILITIES

ENERGY RECOVERY BUILDING
SECTIONS - IV

SHEET 6M-7 OF 508 SHEETS



AS-BUILT PER MORLEY CONSTRUCTION



JOB No. 870,0294 FILE No. LV56BMJ.N

06559

AS-BUILT PER MORLEY CONSTRUCTION

OCO #4 & #39

REV	DATE	BY	DESCRIPTION
2	06/99	TSL	REV. PER CHANGE ORDER NO. 4

SCALE: 3/8" = 1'-0"

WARNING
IF THIS BAR DOES NOT MEASURE 1" THEN DRAWING IS NOT TO SCALE.

DESIGNED	
DRAWN	
CHECKED	

SUBMITTED	31918	28 MAY 91
PROJECT ENGINEER	R. C. E. NO.	DATE
RECOMMENDED	33699	28 MAY 91
JAMES M. MONTGOMERY CONSULTING ENGINEERS, INC.	R. C. E. NO.	DATE

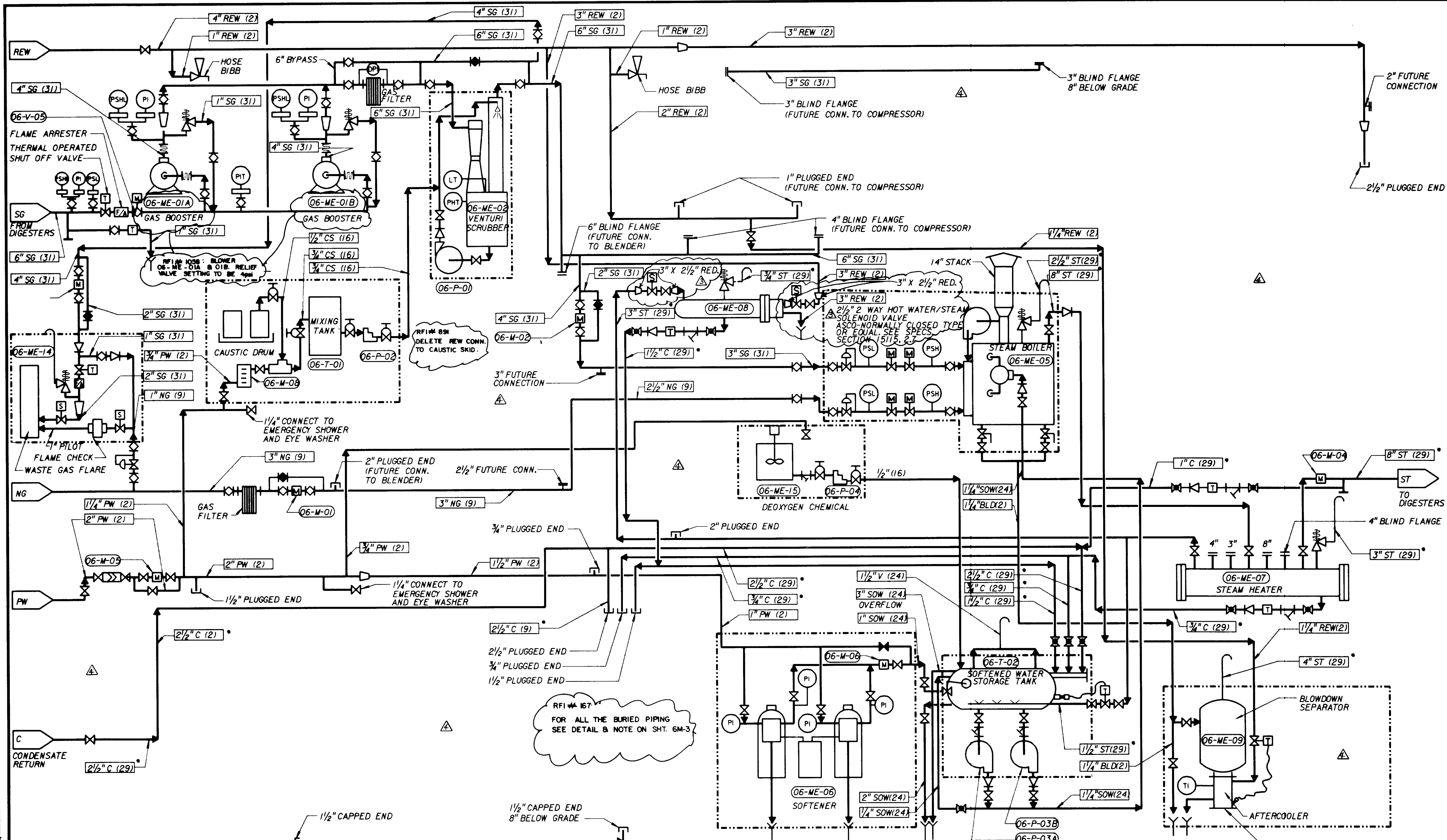
JMM James M. Montgomery Consulting Engineers, Inc.
Pasadena, California

APPROVED	DISTRICT'S APPROVAL ON COVER SHEET	DATE
APPROVED		DATE

LAS VIRGENES MWD/TRIUNFO CSD
RANCHO LAS VIRGENES-REGIONAL FACILITIES EXPANSION IV
SOLIDS HANDLING AND COMPOSTING FACILITIES

ENERGY RECOVERY BUILDING
VENTILATION ROOF PLAN

SHEET
6M-8
OF 508 SHEETS



RFI # 167
FOR ALL THE BURIED PIPING
SEE DETAIL & NOTE ON SHT. 6M-3

NOTE: INSULATE PIPE - BURIED - PER SPECS: 02601
ABOVE GRADE [INTERIOR] - PER SPECS: 15250

OCO# 4 8 39
AS-BUILT PER MORLEY CONSTRUCTION

JOB NO. 870-0234 FILE NO. LYS6M9M.DGN

REV	DATE	BY	DESCRIPTION
1			REV. PER CHANGE ORDER NO. 4
2			REV. PER APPENDIX NO. 6

SCALE:	NONE
WARNING	0 1/2
IF THIS BAR DOES NOT MEASURE 1" THEN DRAWING IS NOT TO SCALE.	

DESIGNED	
DRAWN	
CHECKED	

SUBMITTED	31918	28 MAY 91
PROJECT ENGINEER	R. C. E. NO.	DATE
RECOMMENDED	33699	28 MAY 91
JAMES M. MONTGOMERY CONSULTING ENGINEERS, INC.	R. C. E. NO.	DATE

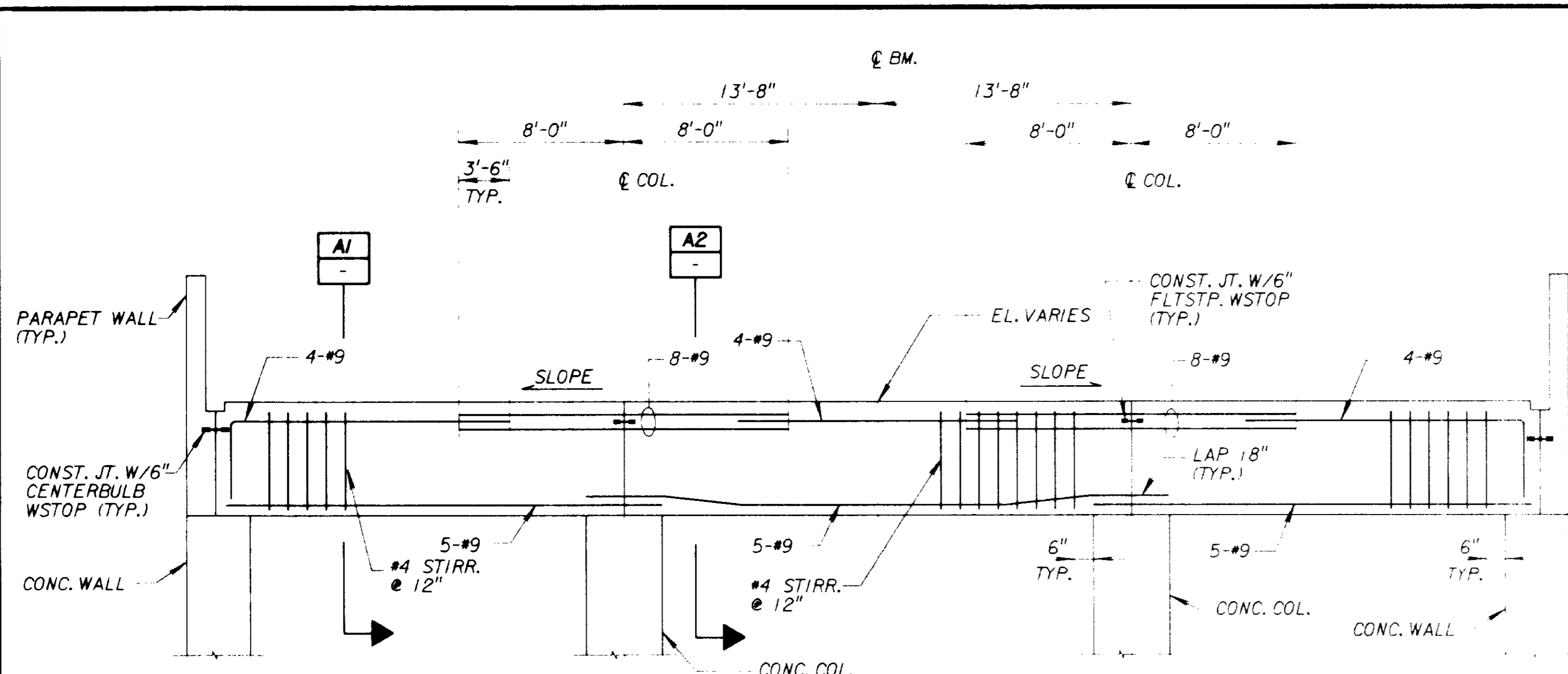
JMM James M. Montgomery
Consulting Engineers, Inc.
Pasadena, California

APPROVED	DISTRICT'S APPROVAL ON COVER SHEET	DATE
APPROVED		DATE

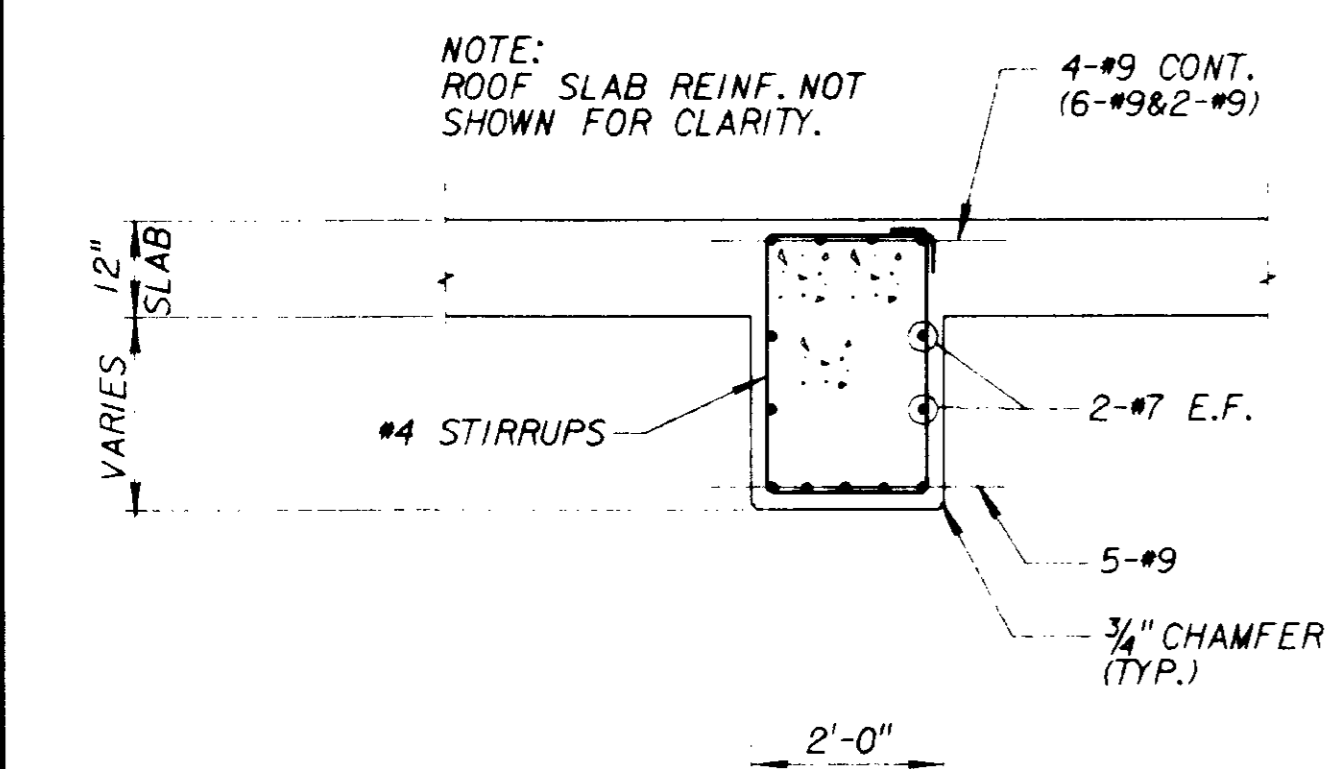
LAS VIRGENES MWD/TRIUNFO CSD
RANCHO LAS VIRGENES-REGIONAL FACILITIES EXPANSION IV
SOLIDS HANDLING AND COMPOSTING FACILITIES

**ENERGY RECOVERY BUILDING
PIPING SCHEMATIC DIAGRAM**

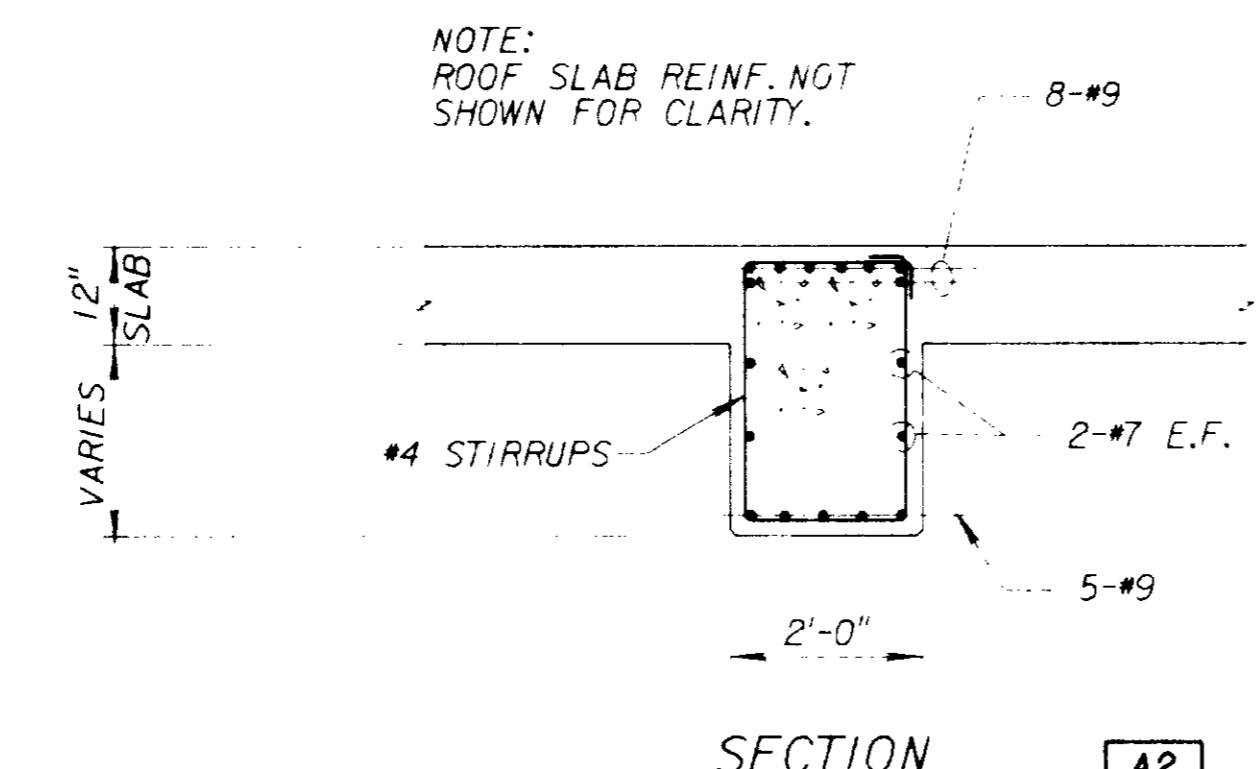
SHEET
6M-9
OF 508 SHEETS



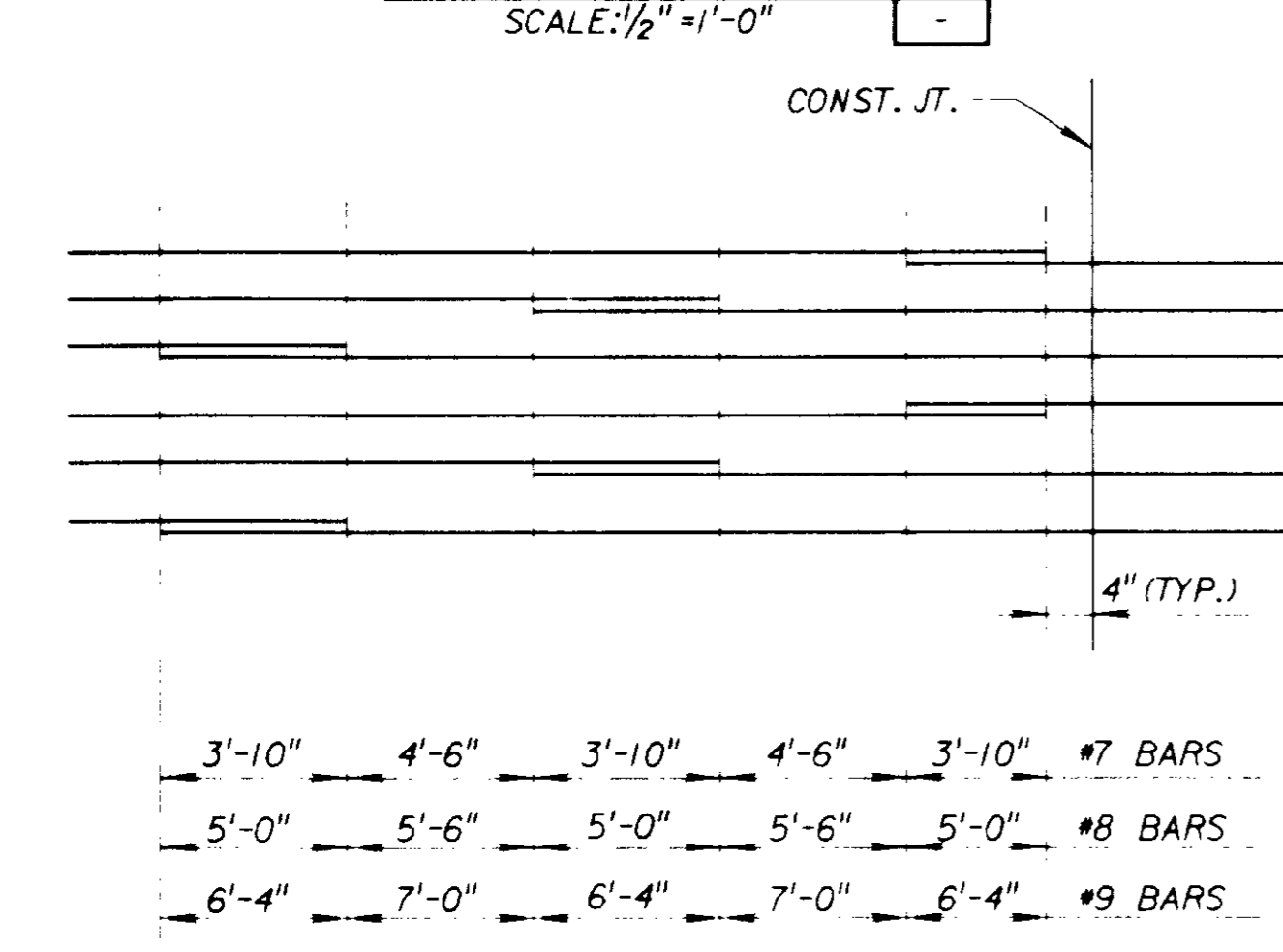
TYPICAL BEAM REINFORCEMENT DETAIL A
NOT TO SCALE



SECTION A1
SCALE: 1/2" = 1'-0"

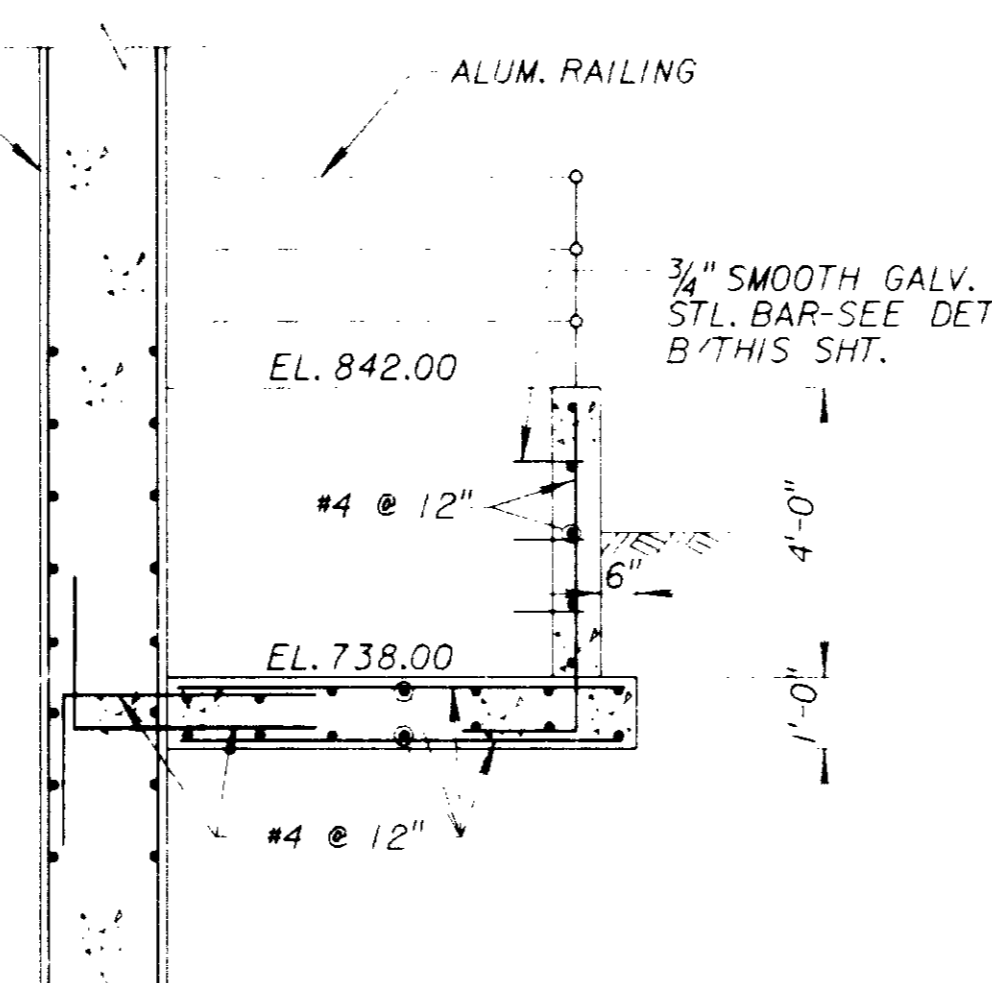


SECTION A2
SCALE: 1/2" = 1'-0"

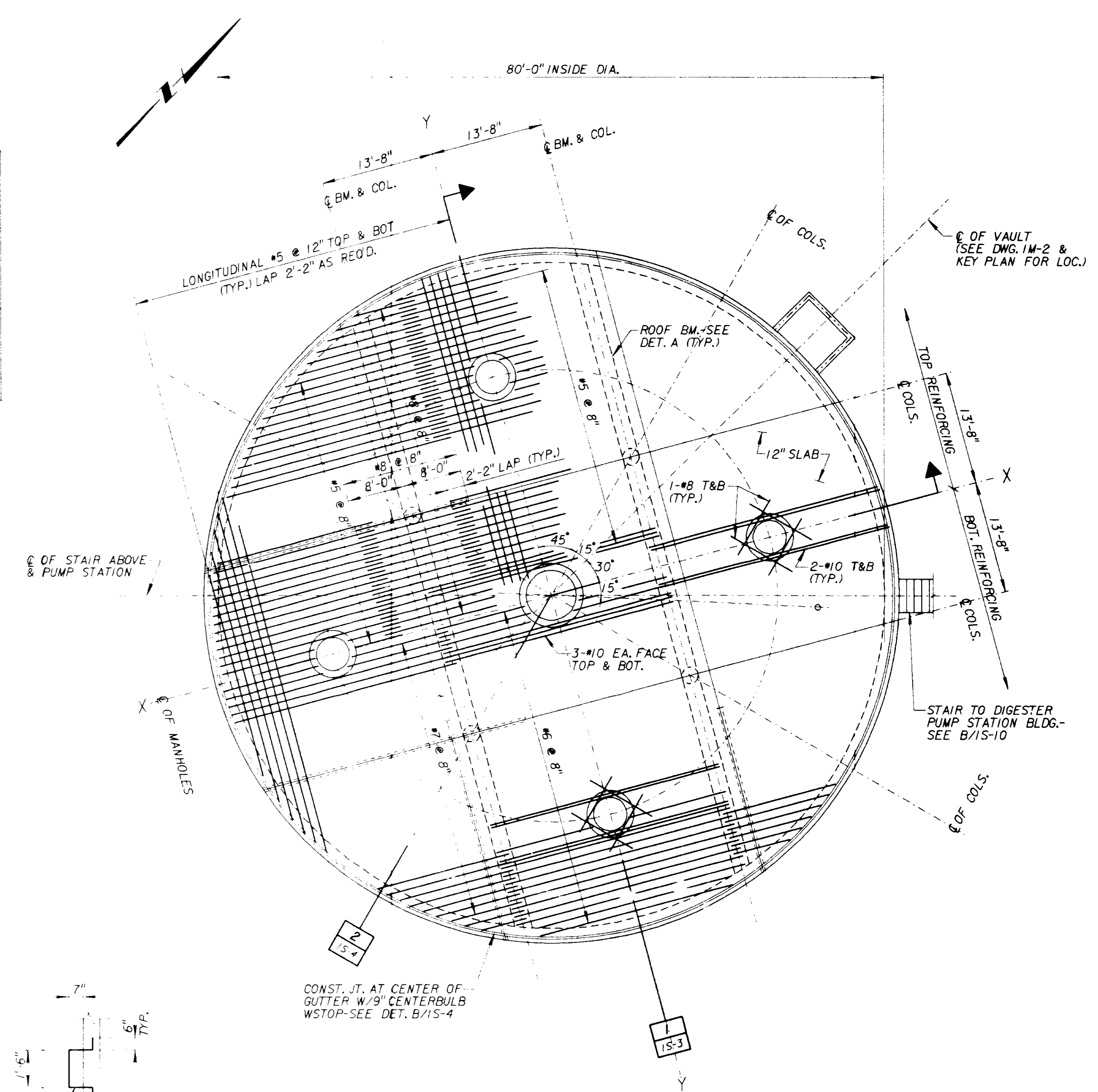


NOTE: AT CONTRACTOR'S OPTION, REBAR MAY BE WELDED INSTEAD OF LAPPING AS SHOWN.

TYP. WALL HORIZ. REBAR LAPPING DETAIL



SECTION 3
SCALE: 3/8" = 1'-0"



ROOF SLAB REINFORCING PLAN
SCALE: 1/8" = 1'-0"

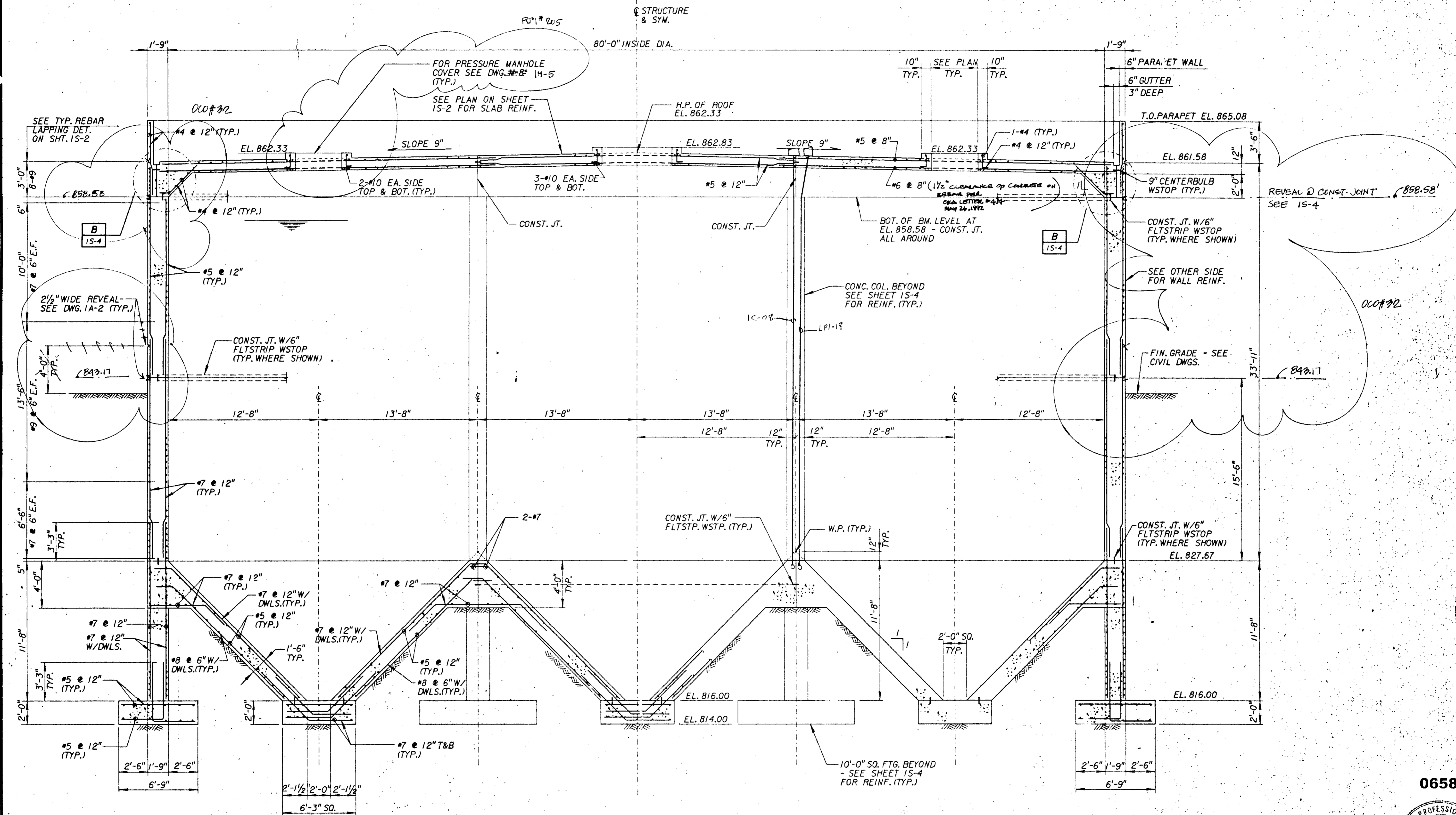
* SEE NOTE 4 ON DWG. IS-1

FILE NO. 71-A11125-1011-VS152.DGN

06582




SCALE: AS SHOWN WARNING: IF THIS BAR DOES NOT MEASURE 1" THEN DRAWING IS NOT TO SCALE.	DESIGNED: [Signature] DRAWN BY: [Signature] CHECKED: [Signature]	SUBMITTED: [Signature] PROJECT ENGINEER: [Signature] RECOMMENDED: [Signature]	3198 R. C. E. NO. 28 MAY 91 DATE 33699 R. C. E. NO. 28 MAY 91 DATE	JMM James M. Montgomery Consulting Engineers, Inc. Pasadena, California	APPROVED: [Signature] DISTRICTS APPROVAL ON COVER SHEET: [Signature] APPROVED: [Signature]	LAS VIRGENES MWD/TRIUNFO CSD RANCHO LAS VIRGENES-REGIONAL FACILITIES EXPANSION IV SOLIDS HANDLING AND COMPOSTING FACILITIES ANAEROBIC DIGESTERS ROOF REINFORCING PLAN AND BEAM DETAILS	SHEET IS-1 OF 56 SHEETS
---	--	---	---	---	--	--	-------------------------



SECTION 1
15-1

06583

MORLEY CONSTRUCTION CO.
AS-BUILTS
Reginald J. Johnson



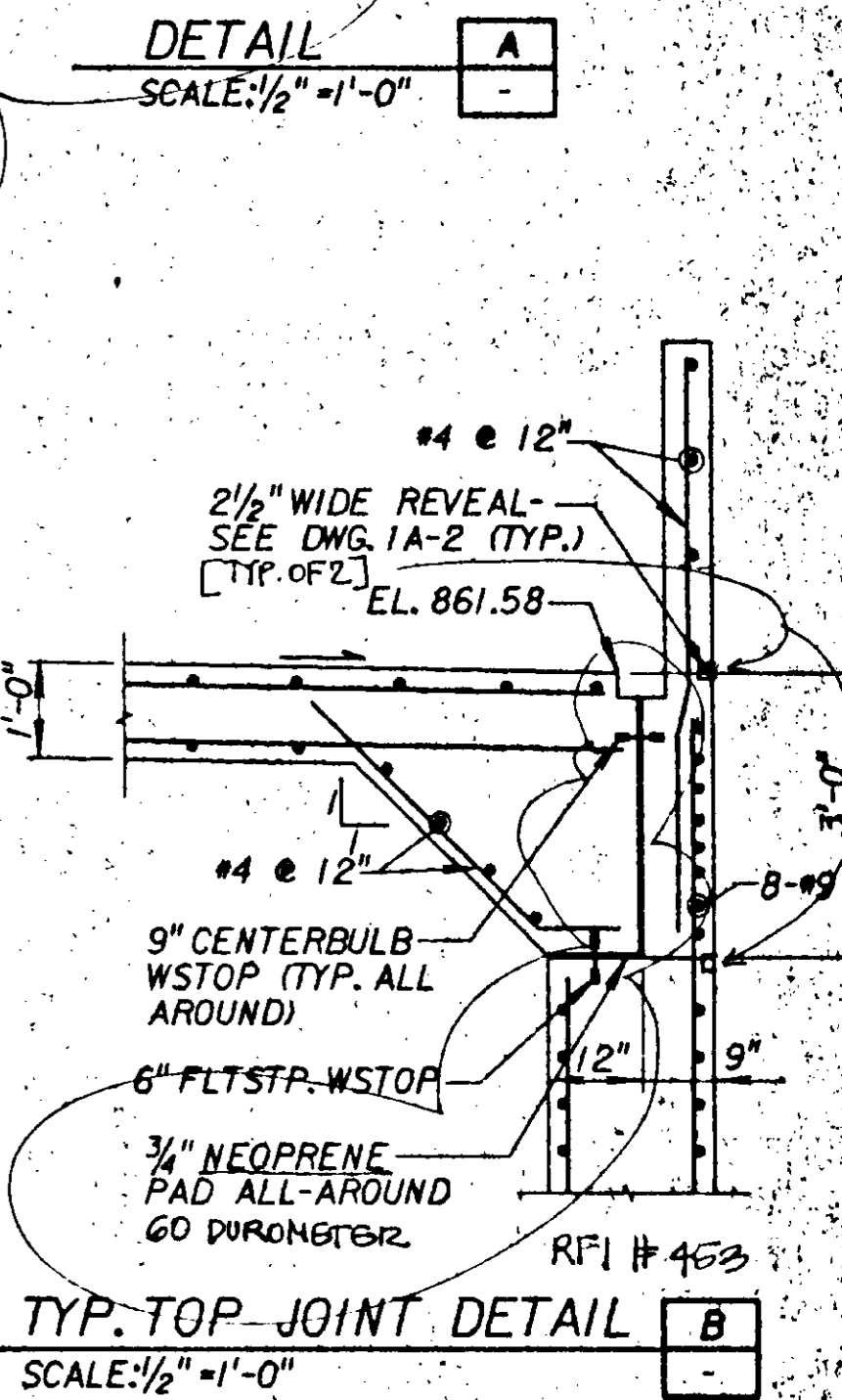
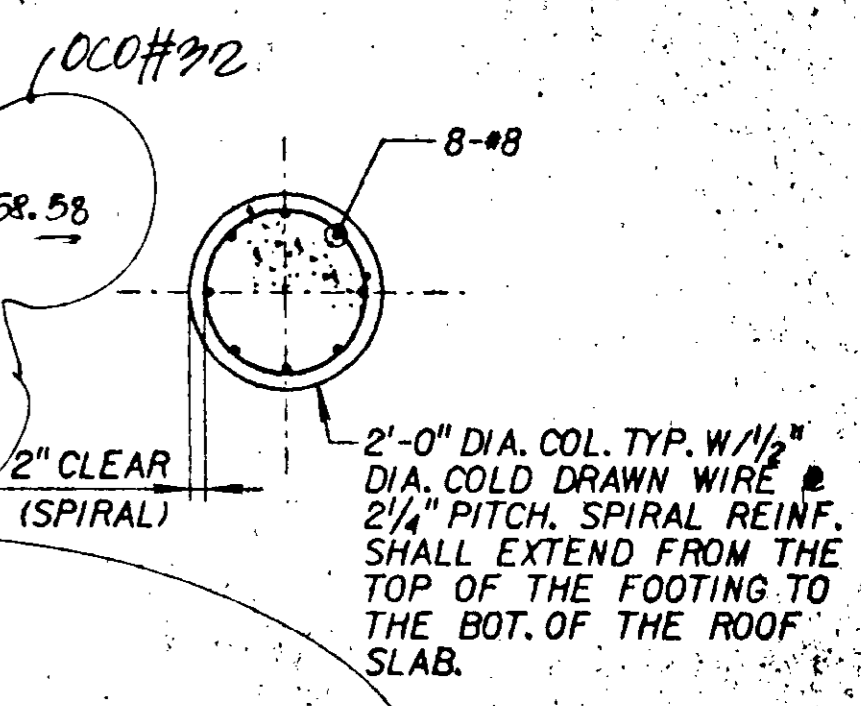
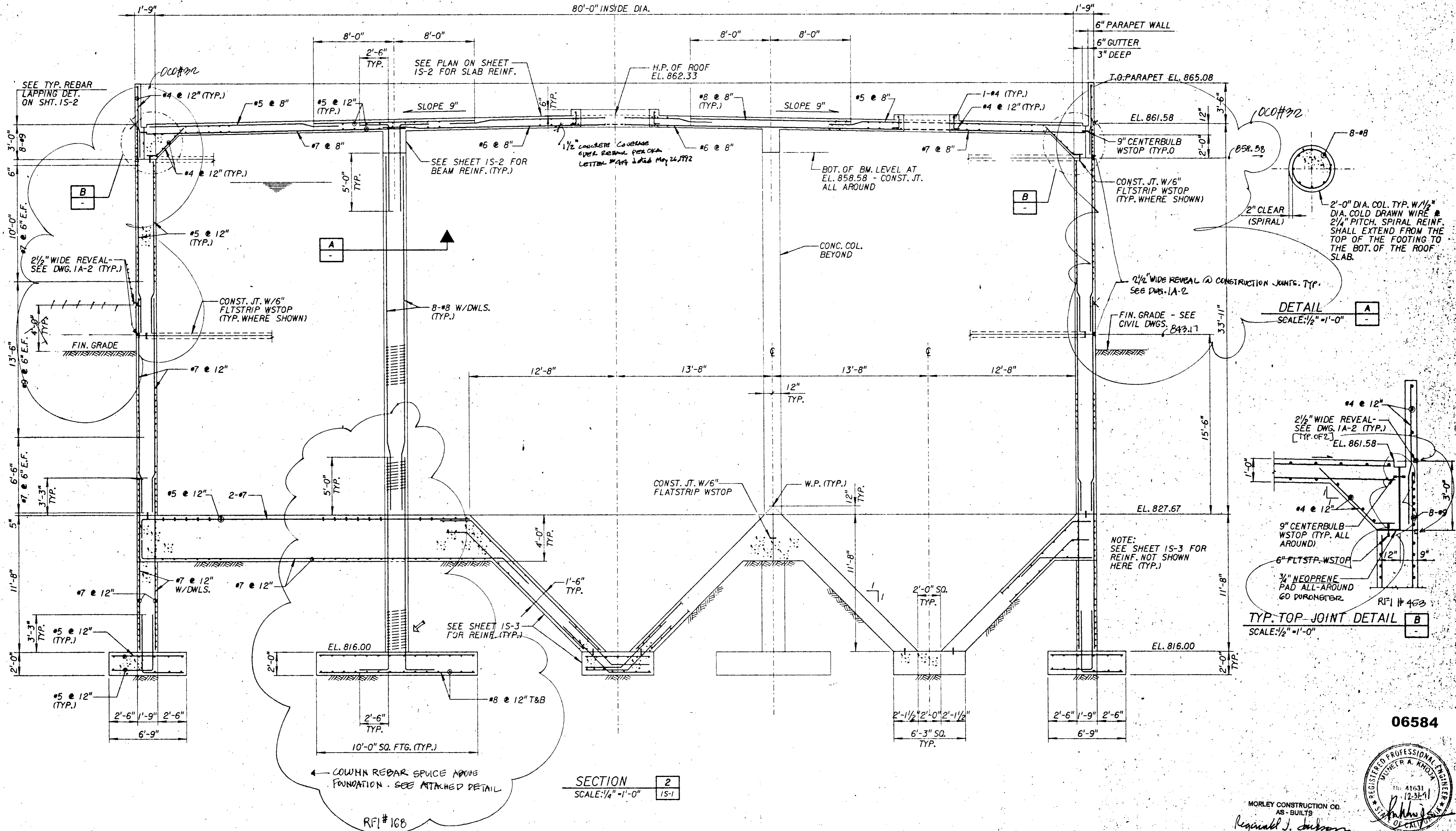
OCO#92

JOB NO. 870.0224 FILE # Z:\AM\25\01\15\15\3.DGN

SCALE: 1/4" = 1'-0" WARNING: IF THIS BAR DOES NOT MEASURE 1" THEN DRAWING IS NOT TO SCALE.	DESIGNED: <i>[Signature]</i> DRAWN: <i>[Signature]</i> CHECKED: <i>[Signature]</i>	SUBMITTED: 3198 28 MAY 91 PROJECT ENGINEER: R. C. E. NO. DATE RECOMMENDED: 33699 28 MAY 91 JAMES M. MONTGOMERY CONSULTING ENGINEERS, INC.	APPROVED: _____ DISTRICTS APPROVAL ON COVER SHEET: _____ APPROVED: _____	LAS VIRGENES MWD/TRIUNFO CSD RANCHO LAS VIRGENES-REGIONAL FACILITIES EXPANSION IV SOLIDS HANDLING AND COMPOSTING FACILITIES ANAEROBIC DIGESTERS SECTIONS-1	SHEET: 15-3 OF 508 SHEETS
	JMM James M. Montgomery Consulting Engineers, Inc. Pasadena, California			ANAEROBIC DIGESTERS SECTIONS-1	


STRUCTURE

80'-0" INSIDE DIA.



SECTION 2
SCALE: 1/4" = 1'-0"

06584

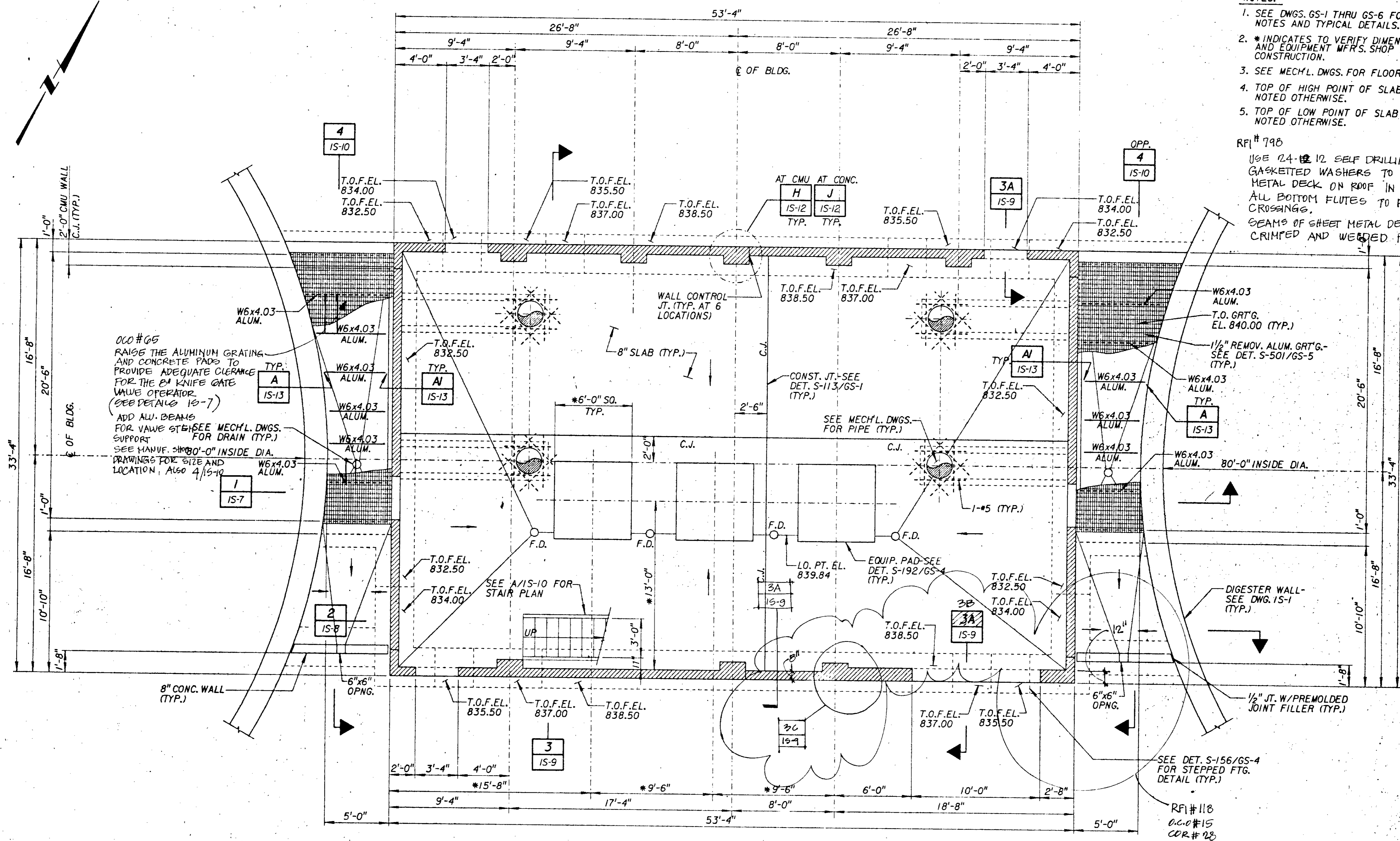


MORLEY CONSTRUCTION CO.
AS-BUILTS
Reginald J. Johnson
000#32

JOB NO. 8700224 FILE N. ZFAH1P5401L VS154.DGN


SCALE: AS SHOWN		WARNING: IF THIS BAR DOES NOT MEASURE 1" THEN DRAWING IS NOT TO SCALE.		DESIGNED: [Signature] 31918 28 MAY 91		SUBMITTED: [Signature] 31918 28 MAY 91		APPROVED: [Signature] 31918 28 MAY 91		LAS VIRGENES MWD/TRIUNFO CSD		SHEET	
DRAWN: [Signature]		CHECKED: [Signature]		PROJECT ENGINEER: [Signature] R. C. E. NO. 33699		RECOMMENDED: [Signature] R. C. E. NO. 33699		DISTRICTS APPROVAL ON COVER SHEET		RANCHO LAS VIRGENES-REGIONAL FACILITIES EXPANSION IV		15-4	
REV. DATE BY DESCRIPTION				JAMES M. MONTGOMERY CONSULTING ENGINEERS, INC. Pasadena, California				APPROVED: [Signature]		ANEROBIC DIGESTERS		OF 508 SHEETS	
								DATE		SECTIONS-II			

- NOTES:**
- SEE DWGS. GS-1 THRU GS-6 FOR STRUCTURAL GENERAL NOTES AND TYPICAL DETAILS.
 - * INDICATES TO VERIFY DIMENSION WITH MECHANICAL AND EQUIPMENT MFR'S. SHOP DWGS. PRIOR TO CONSTRUCTION.
 - SEE MECH'L. DWGS. FOR FLOOR DRAIN LOCATION (TYP.).
 - TOP OF HIGH POINT OF SLAB EL. 840.00 TYP. UNLESS NOTED OTHERWISE.
 - TOP OF LOW POINT OF SLAB EL. 839.84 TYP. UNLESS NOTED OTHERWISE.
- RFI # 798
 USE 24-12 SELF DRILLING TECH SCREWS WITH GASKETED WASHERS TO SCREW DOWN THE METAL DECK ON ROOF IN LIEU OF PUTTING WELDING. ALL BOTTOM FLUTES TO BE SCREWED TO ALL JOIST CROSSINGS. BEAMS OF SHEET METAL DECK ARE REQUIRED TO BE CRIMPED AND WELDED PER PLANS AND SPECIFICATION.



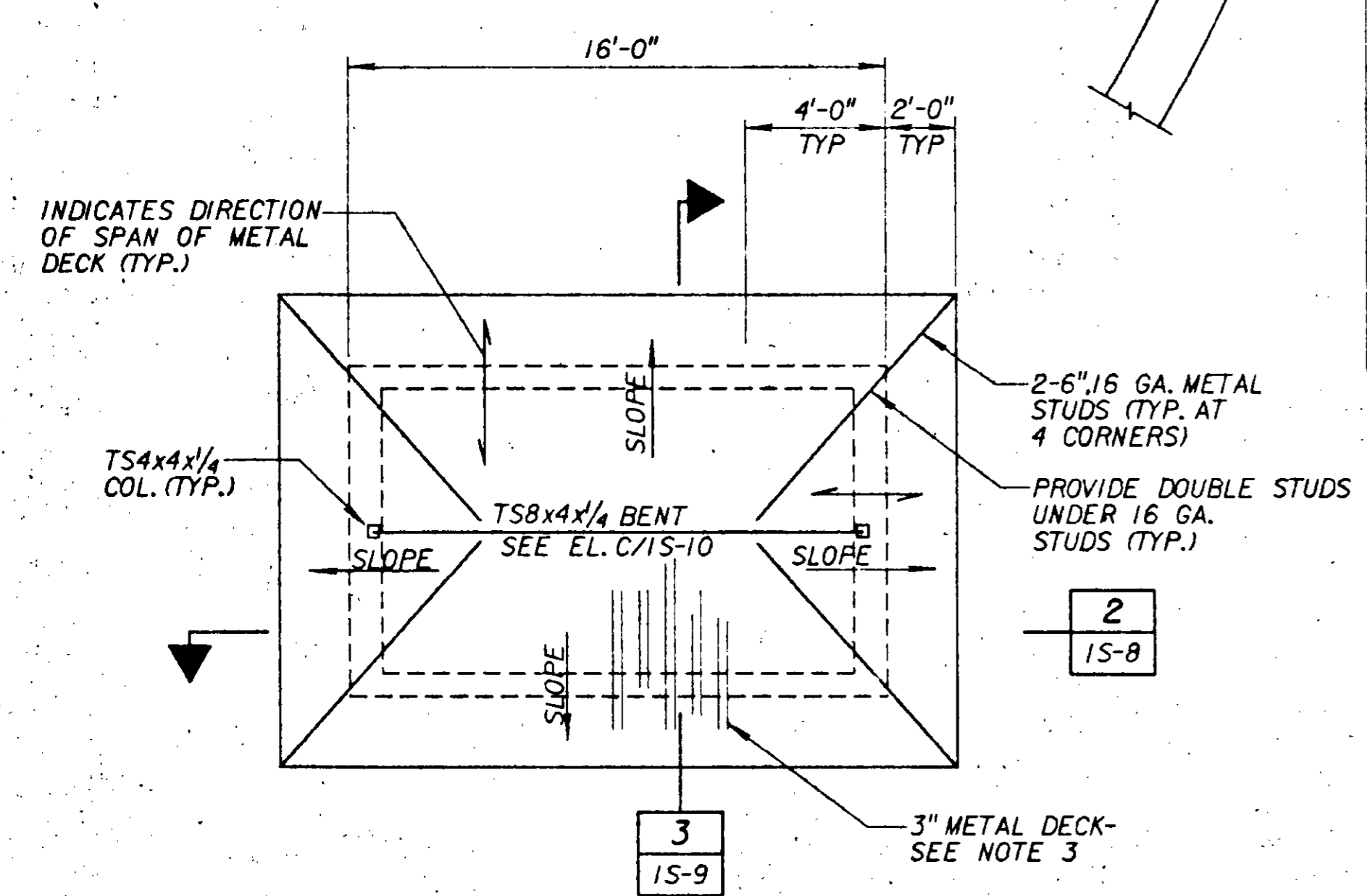
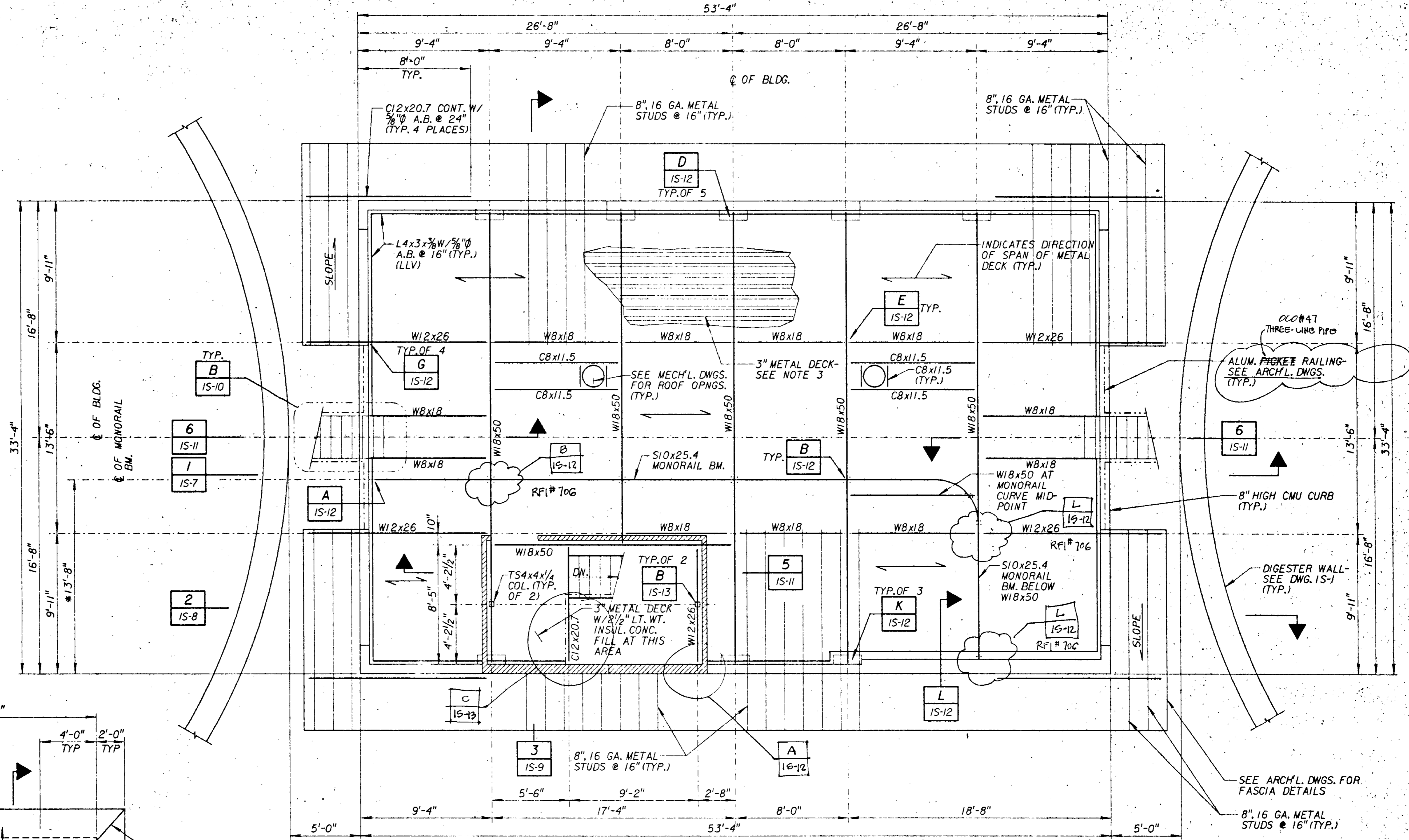

FOUNDATION AND FLOOR PLAN
 SCALE: 1/4" = 1'-0"

06585



MORLEY CONSTRUCTION CO.
 AS-BUILTS
Reginald J. Johnson

JOB NO. 870.0224 FILE NO.	SCALE: AS SHOWN	WARNING: IF THIS BAR DOES NOT MEASURE 1" THEN DRAWING IS NOT TO SCALE.	DESIGNED: <i>D. Widjaja</i> DRAWN: <i>Y. Aiy</i> CHECKED: <i>H. Brama</i>	SUBMITTED: <i>[Signature]</i> PROJECT ENGINEER: <i>[Signature]</i> RECOMMENDED: <i>[Signature]</i>	31918 28 MAY 91 R. C. E. NO. DATE	JMM James M. Montgomery Consulting Engineers, Inc. Pasadena, California	APPROVED: _____ DISTRICTS APPROVAL ON COVER SHEET: _____ APPROVED: _____	LAS VIRGENES MWD/TRIUNFO GSD RANCHO LAS VIRGENES-REGIONAL FACILITIES EXPANSION IV SOLIDS HANDLING AND COMPOSTING FACILITIES DIGESTER PUMP STATION FOUNDATION AND FLOOR PLAN	SHEET: IS-5 OF 508 SHEETS
	REV. DATE BY DESCRIPTION			CHECKED: <i>[Signature]</i> 33699 28 MAY 91 R. C. E. NO. DATE	JAMES M. MONTGOMERY CONSULTING ENGINEERS, INC.	APPROVED: _____ DATE: _____	APPROVED: _____ DATE: _____		



ROOF FRAMING PLAN
SCALE: 1/4" = 1'-0"

- NOTES:**
- SEE DWGS. GS-1 THRU GS-6 FOR STRUCTURAL GENERAL NOTES AND TYPICAL DETAILS.
 - * INDICATES TO VERIFY DIMENSION WITH MECHANICAL DWGS. PRIOR TO CONSTRUCTION.
 - 3" GALV. ROOF METAL DECK, 18 GA., TYPE N-24 "VERCO" OR EQUAL WITH 2 PUDDLE WELDS PER SHEET (24" WIDE) AND SIDE LAP TOP SEAM WELDS @ 12" (TYP.).
 - SEE DWG. BS-10 FOR TYP. BM. TO BM. CONN. DETAIL.

RFI #706 ALLOWS 24-12 SELF-DRILLING SCREWS TO REPLACE PUDDLE WELDS ON DECK TO JOIST CONNECTIONS.

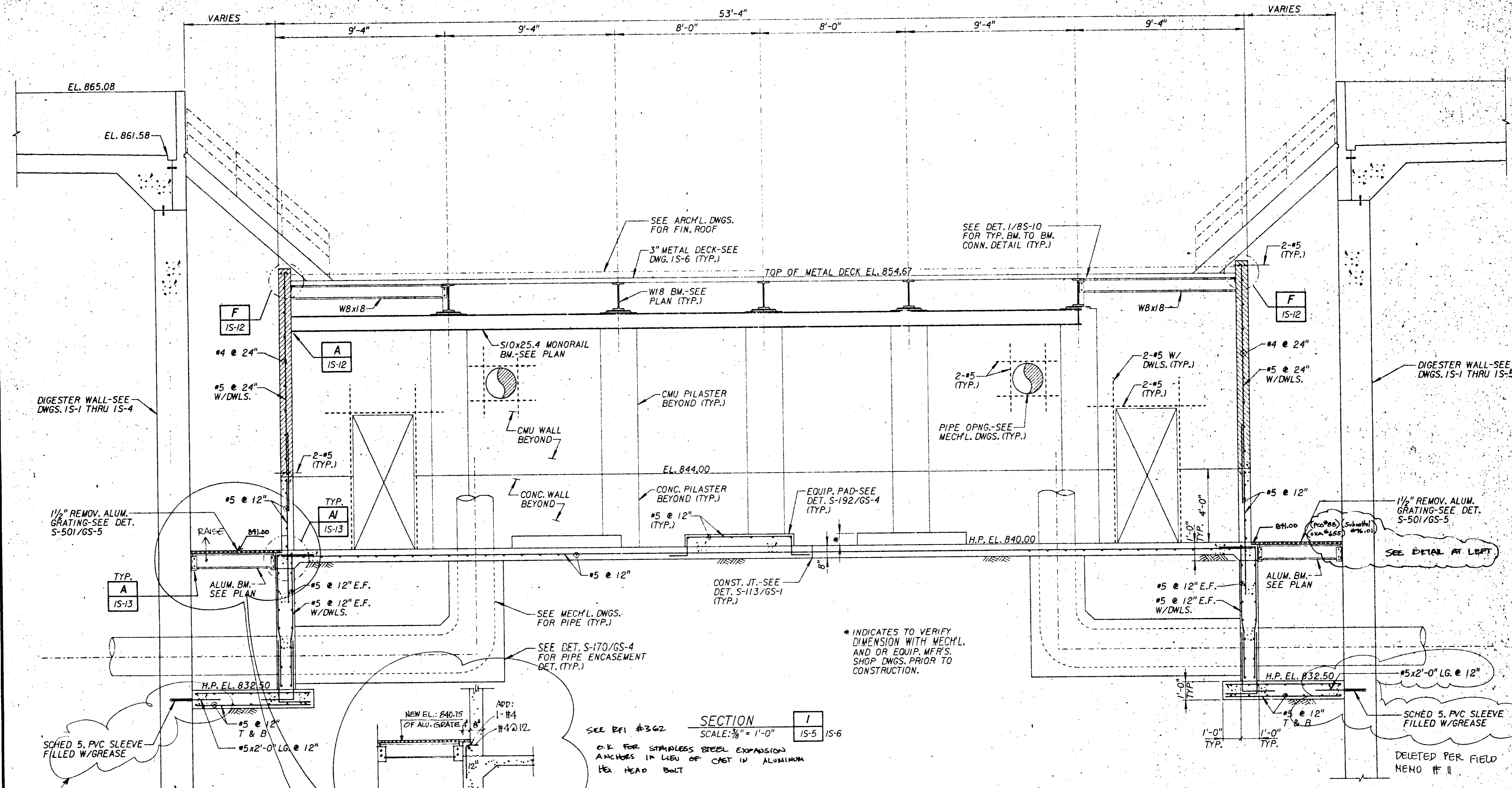
06586



MORLEY CONSTRUCTION CO.
AS-BUILTS
Reginald J. Jackson

JOB NO. 870.0224 FILE #

DESIGNED: <i>D. W. [Signature]</i> DRAWN: <i>M. [Signature]</i> CHECKED: <i>A. Osama</i>	SUBMITTED: <i>[Signature]</i> PROJECT ENGINEER: <i>[Signature]</i> RECOMMENDED: <i>[Signature]</i> JAMES M. MONTGOMERY CONSULTING ENGINEERS, INC.	31918 R. C. E. NO. 28 MAY 91	JMM James M. Montgomery Consulting Engineers, Inc. Pasadena, California	APPROVED: _____ DISTRICTS APPROVAL ON COVER SHEET: _____ APPROVED: _____	LAS VIRGENES MWD/TRIUNFO CSD RANCHO LAS VIRGENES-REGIONAL FACILITIES EXPANSION IV SOLIDS HANDLING AND COMPOSTING FACILITIES DIGESTER PUMP STATION ROOF FRAMING PLAN	SHEET IS-6 OF 508 SHEETS
--	--	---------------------------------	--	--	---	---------------------------------------



* INDICATES TO VERIFY DIMENSION WITH MECH'L. AND OR EQUIP. MFR'S. SHOP DWGS. PRIOR TO CONSTRUCTION.


SECTION 1
SCALE: 3/8" = 1'-0"
15-5 15-6

SEE REF #362
O.K. FOR STAINLESS STEEL EXPANSION ANCHORS IN LIEU OF CAST IN ALUMINUM HEX HEAD BOLT

000#65
TYP OF BOTH SIDES OF PUMP STATION.

06587

MORLEY CONSTRUCTION CO.
AS-BUILTS
Reginald J. Johnson



JOB NO. 870.0224 FILE NO.

SCALE:	WARNING
AS SHOWN	IF THIS BAR DOES NOT MEASURE 1" THEN DRAWING IS NOT TO SCALE.
REV	DATE
BY	DESCRIPTION

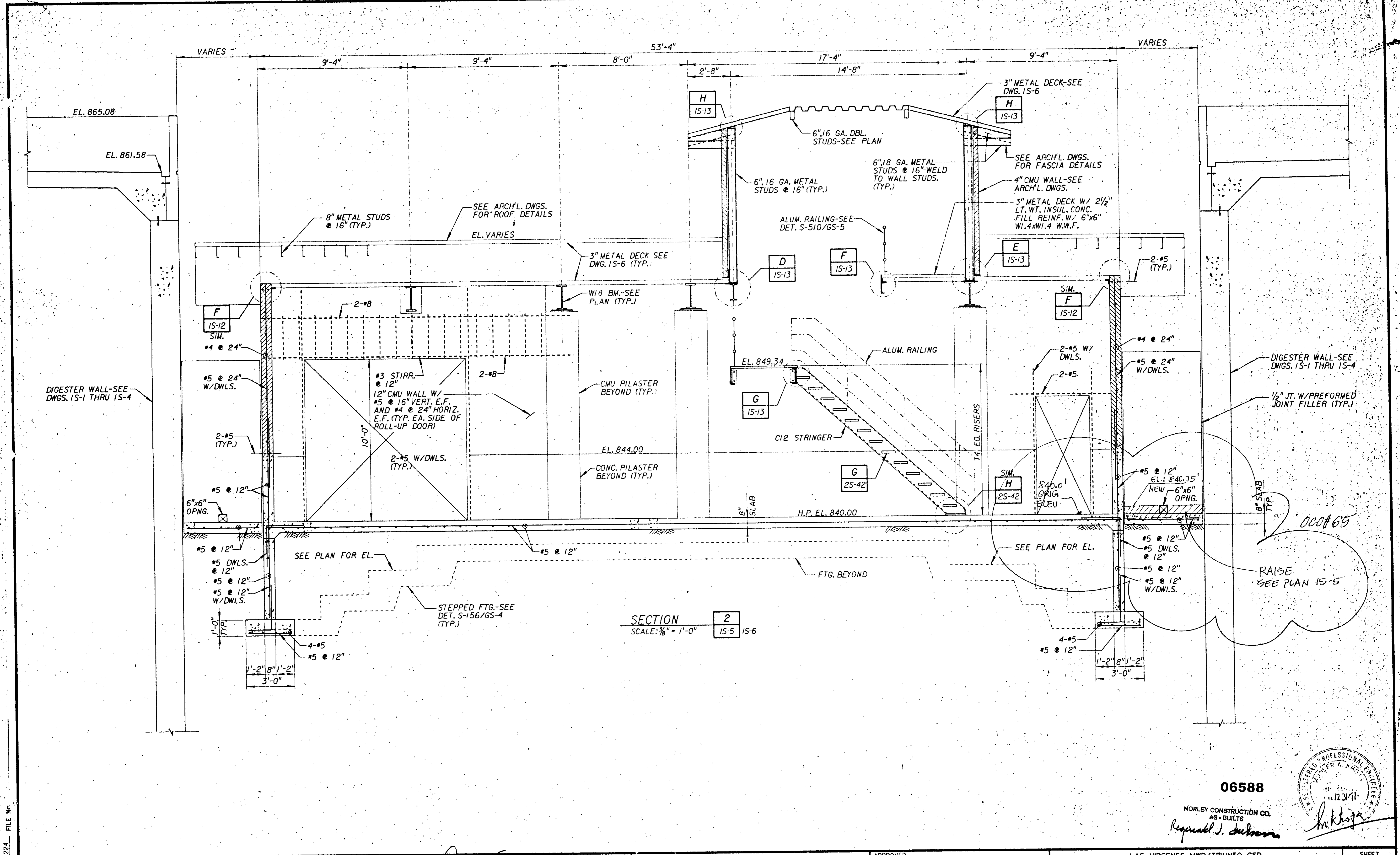
DESIGNED	31918	28 MAY 91
DRAWN		
CHECKED		
PROJECT ENGINEER	R. C. E. NO.	DATE
RECOMMENDED		
JAMES M. MONTGOMERY	33699	28 MAY 91
CONSULTING ENGINEERS, INC.	R. C. E. NO.	DATE

JMM James M. Montgomery
Consulting Engineers, Inc.
Pasadena, California

APPROVED	DATE
DISTRICTS APPROVAL ON COVER SHEET	DATE
APPROVED	DATE

LAS VIRGENES MWD/TRIUNFO CSD
RANCHO LAS VIRGENES-REGIONAL FACILITIES EXPANSION IV
SOLIDS HANDLING AND COMPOSTING FACILITIES
DIGESTER PUMP STATION
SECTIONS-1

SHEET
15-7
OF 508 SHEETS




SECTION 2
SCALE: 3/8" = 1'-0" IS-5 IS-6

06588

MORLEY CONSTRUCTION CO.
AS-BUILTS

Reginald J. Johnson



JOB NO. 8700224 FILE NO.

REV	DATE	BY	DESCRIPTION

SCALE:	AS SHOWN
WARNING	IF THIS BAR DOES NOT MEASURE IF THEN DRAWING IS NOT TO SCALE.

DESIGNED	D. Aligija
DRAWN	M. Lopez
CHECKED	M. Osuna

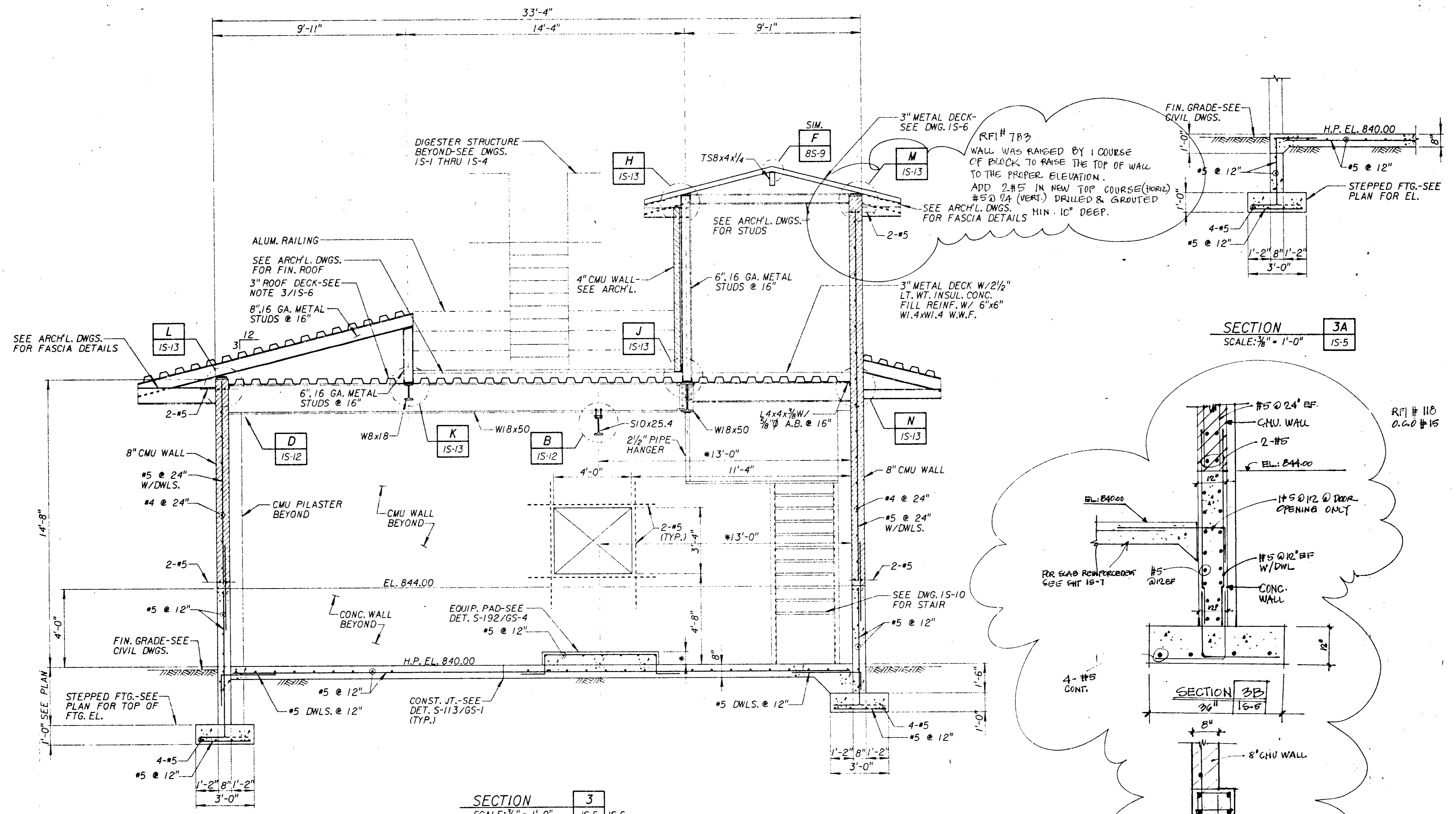
SUBMITTED	31918	28 MAY 91
PROJECT ENGINEER	R. C. E. NO.	DATE
RECOMMENDED	33699	28 MAY 91
JAMES M. MONTGOMERY CONSULTING ENGINEERS, INC.	R. C. E. NO.	DATE

JMM James M. Montgomery Consulting Engineers, Inc.
Pasadena, California

APPROVED	DISTRICTS APPROVAL ON COVER SHEET	DATE
APPROVED		DATE

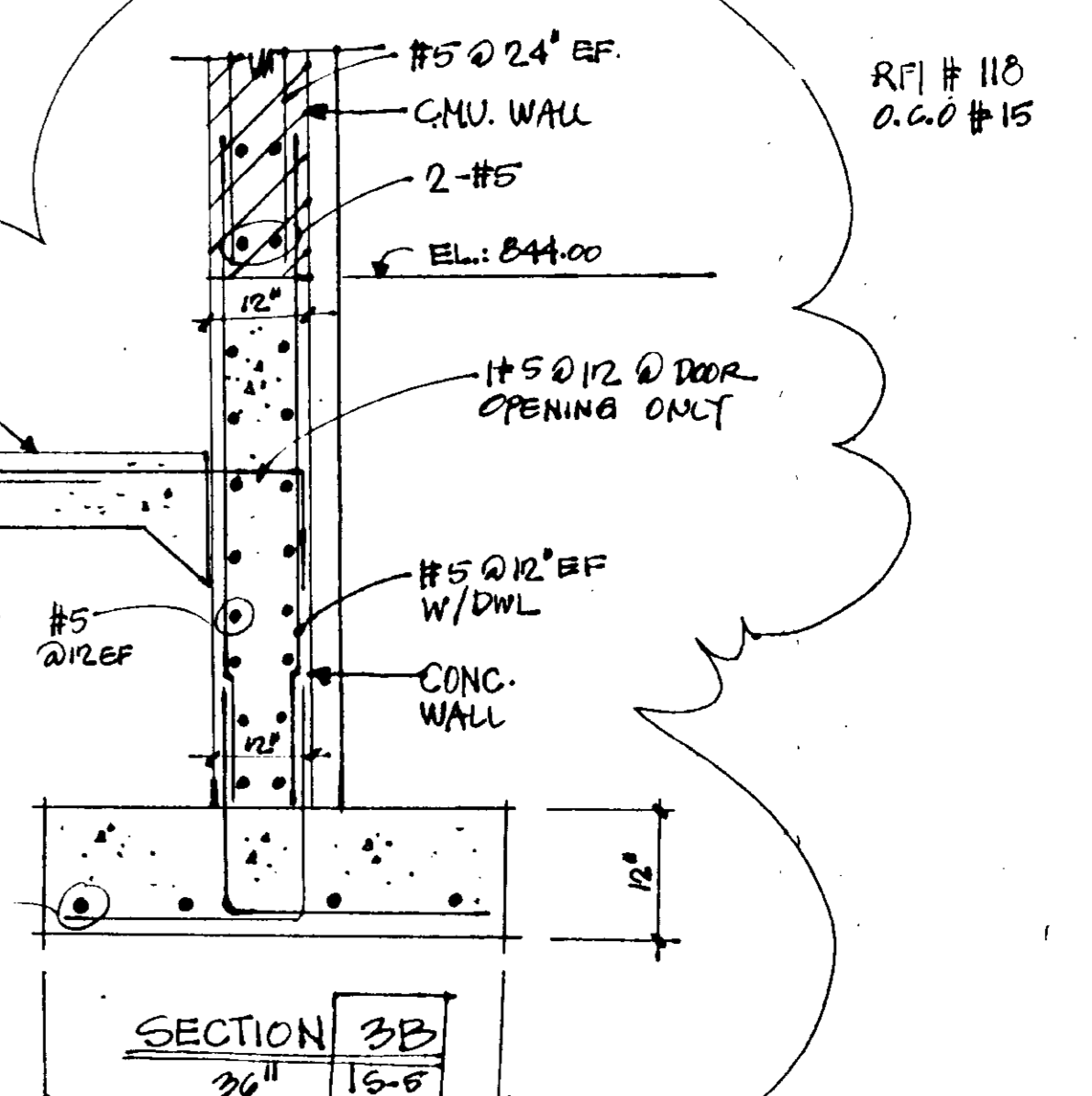
LAS VIRGENES MWD/TRIUNFO CSD
RANCHO LAS VIRGENES-REGIONAL FACILITIES EXPANSION IV
SOLIDS HANDLING AND COMPOSTING FACILITIES
DIGESTER PUMP STATION
SECTIONS-II

SHEET IS-8 OF 508 SHEETS

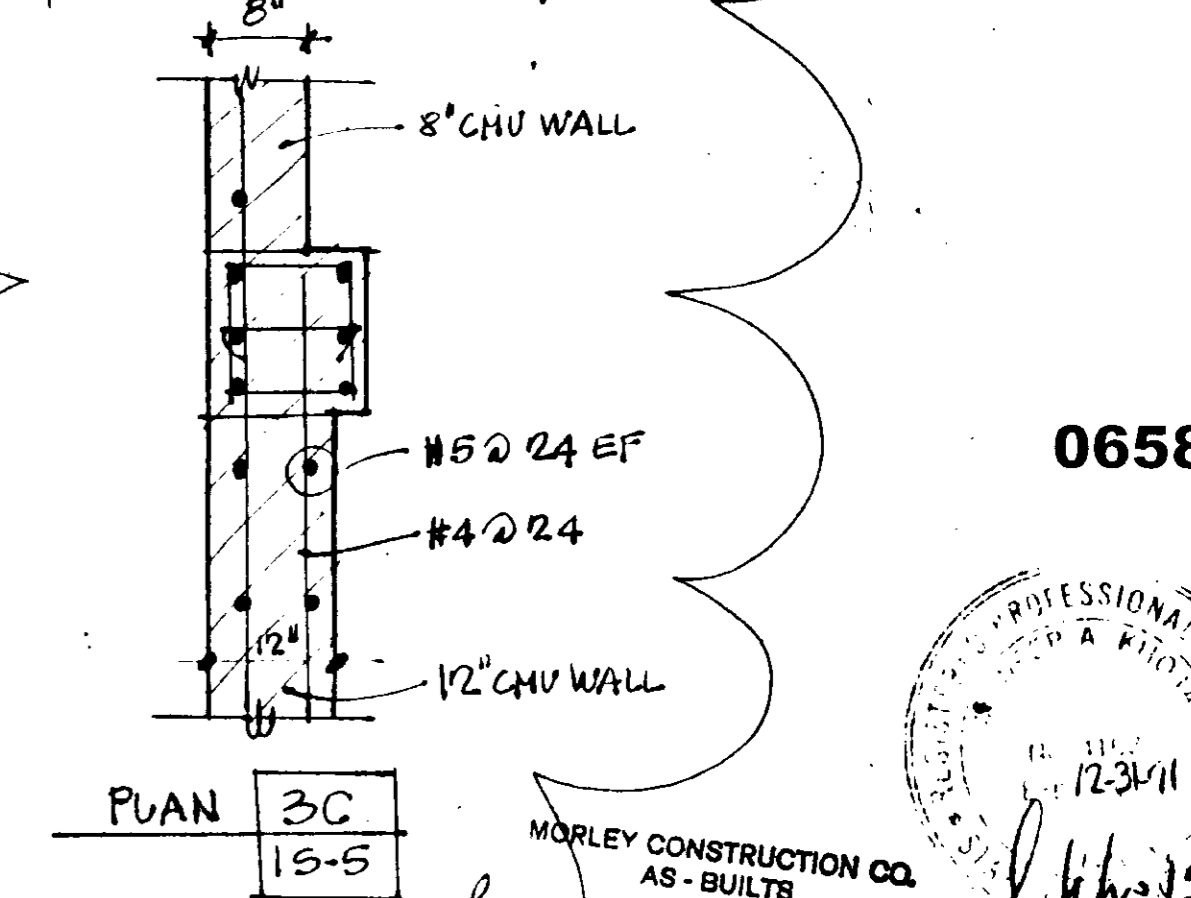


RFI # 783
 WALL WAS RAISED BY 1 COURSE OF BLOCK TO RAISE THE TOP OF WALL TO THE PROPER ELEVATION.
 ADD 2 #5 IN NEW TOP COURSE (HORIZ) #5 @ 24" (VERT.) DRILLED & GROUTED FOR FASCIA DETAILS MIN. 10" DEEP.

SECTION 3A
 SCALE: 3/8" = 1'-0"



SECTION 3B
 SCALE: 3/8" = 1'-0"



SECTION 3C
 SCALE: 3/8" = 1'-0"

06589



MORLEY CONSTRUCTION CO.
 AS-BUILTS
 Reginald J. Johnson

JOB NO. B70.0224 FILE NO.

REV	DATE	BY	DESCRIPTION

SCALE: AS SHOWN
 WARNING: IF THIS BAR DOES NOT MEASURE IT THEN DRAWING IS NOT TO SCALE.

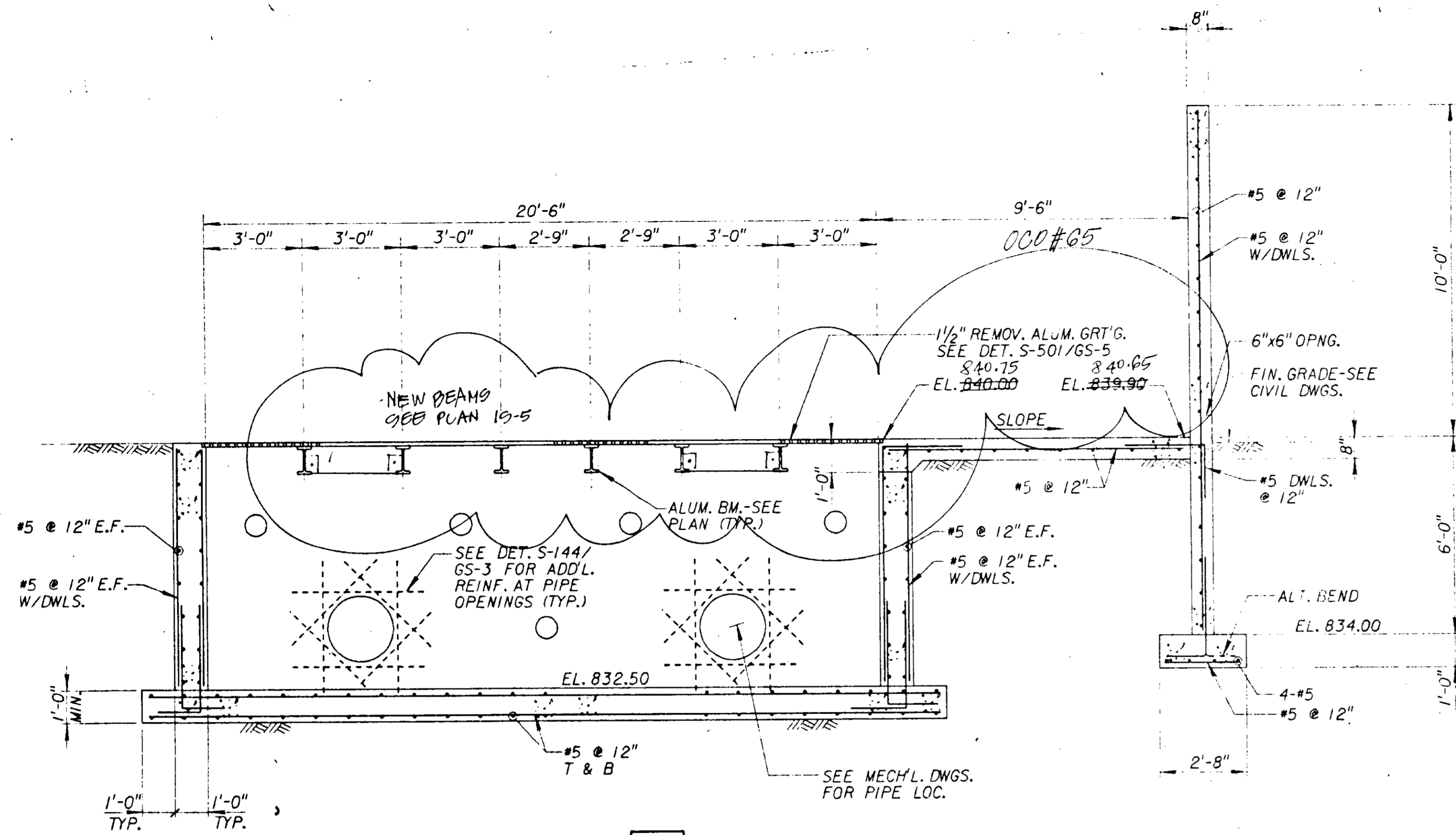
DESIGNED: <i>D. Widgoy</i>	SUBMITTED: <i>James M. Montgomery</i>	31918	28 MAY 91
DRAWN: <i>A. Osama</i>	PROJECT ENGINEER: <i>James M. Montgomery</i>	R. C. E. NO.	DATE
CHECKED: <i>A. Osama</i>	RECOMMENDED: <i>James M. Montgomery</i>	33699	28 MAY 91
	JAMES M. MONTGOMERY CONSULTING ENGINEERS, INC.	R. C. E. NO.	DATE

JMM James M. Montgomery Consulting Engineers, Inc.
 Pasadena, California

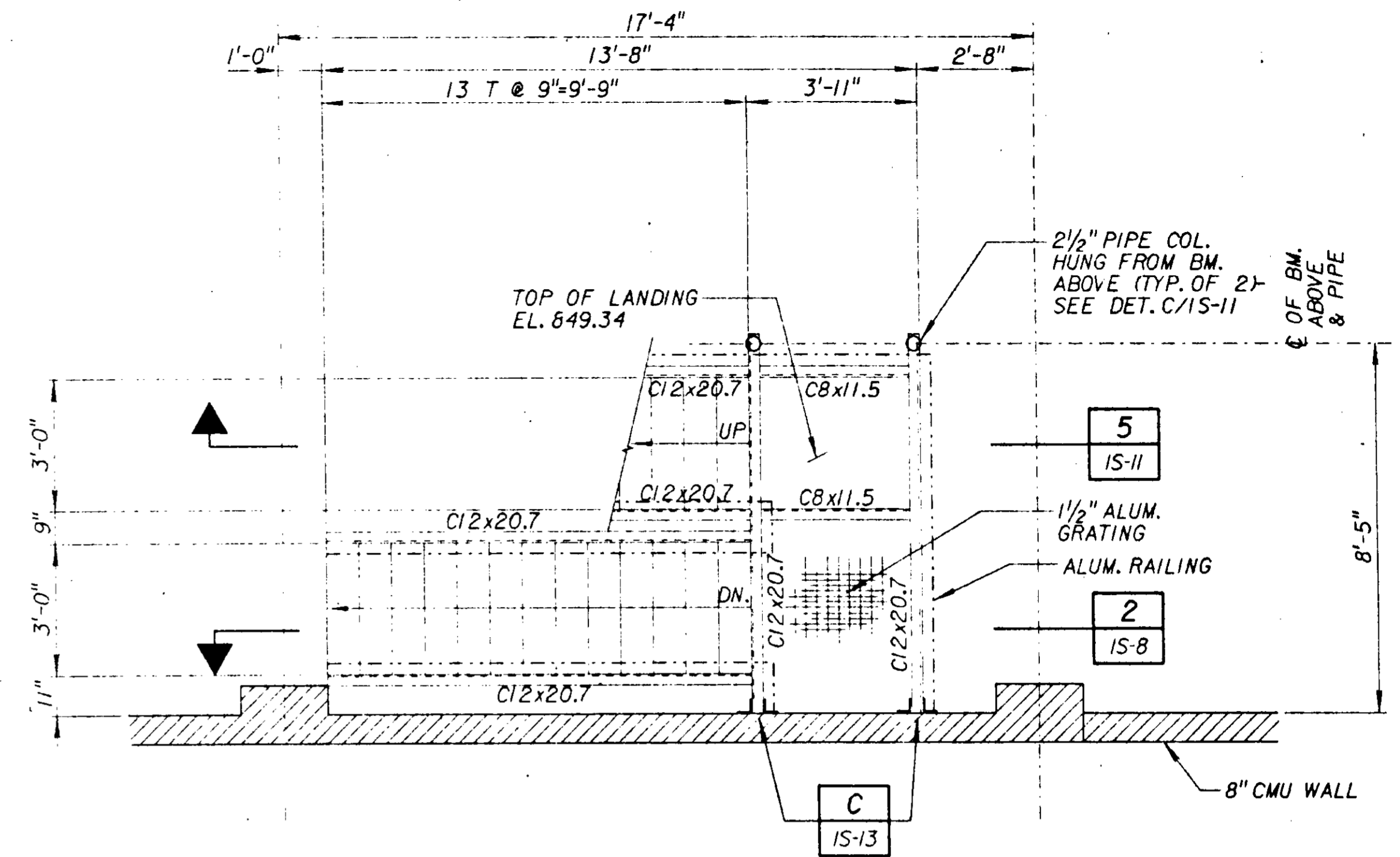
APPROVED	DISTRICTS APPROVAL ON COVER SHEET	DATE

LAS VIRGENES MWD/TRIUNFO CSD
 RANCHO LAS VIRGENES-REGIONAL FACILITIES EXPANSION IV
 SOLIDS HANDLING AND COMPOSTING FACILITIES
 DIGESTER PUMP STATION
 SECTIONS-III

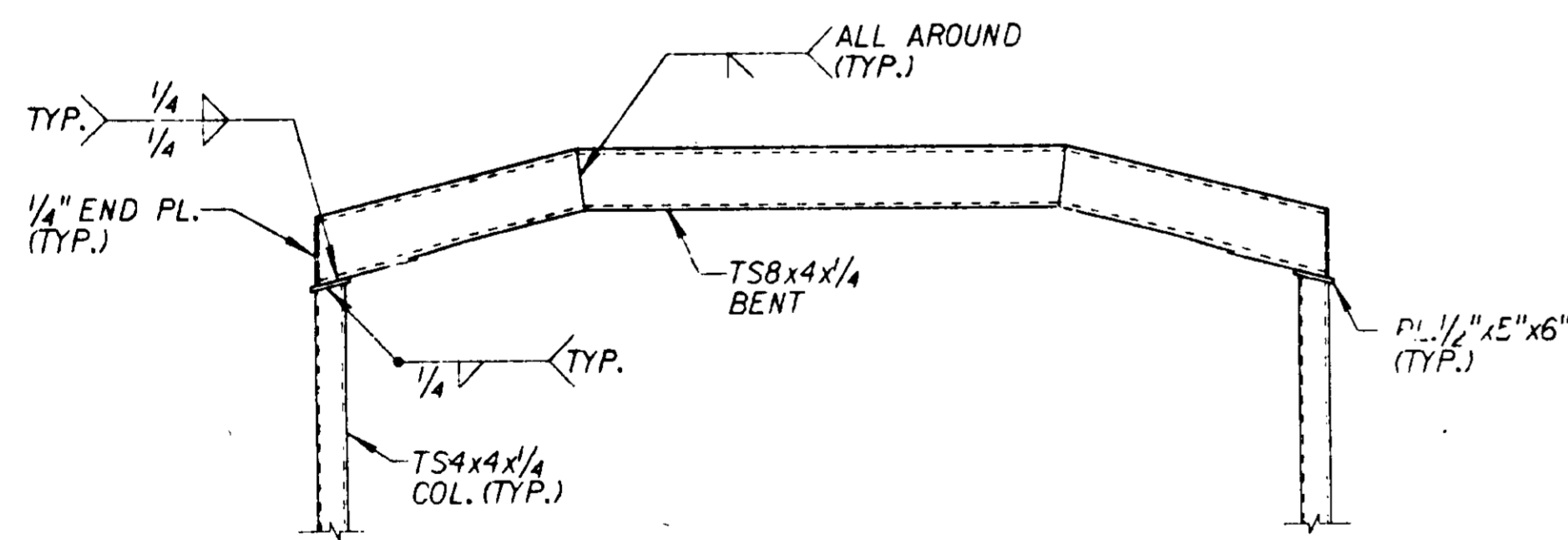
SHEET 15-9 OF 500



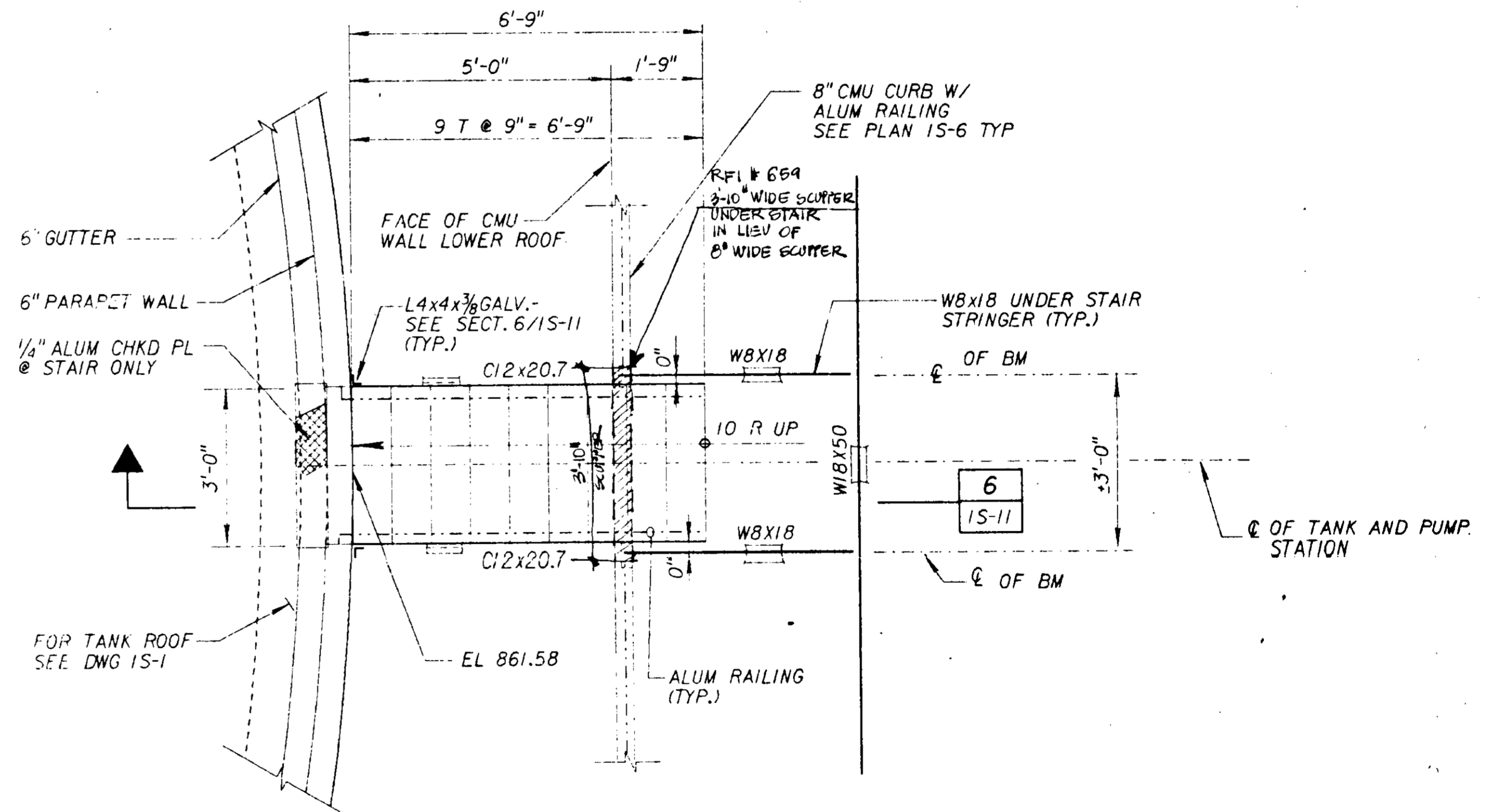
SECTION 4
SCALE: 3/8" = 1'-0"
IS-5



STAIR PLAN A
SCALE: 3/8" = 1'-0"
IS-5




ELEVATION C
NOT TO SCALE
IS-6



STAIR PLAN BETWEEN DIGESTER AND PUMP STATION ROOFS B
SCALE: 1/2" = 1'-0"
IS-6

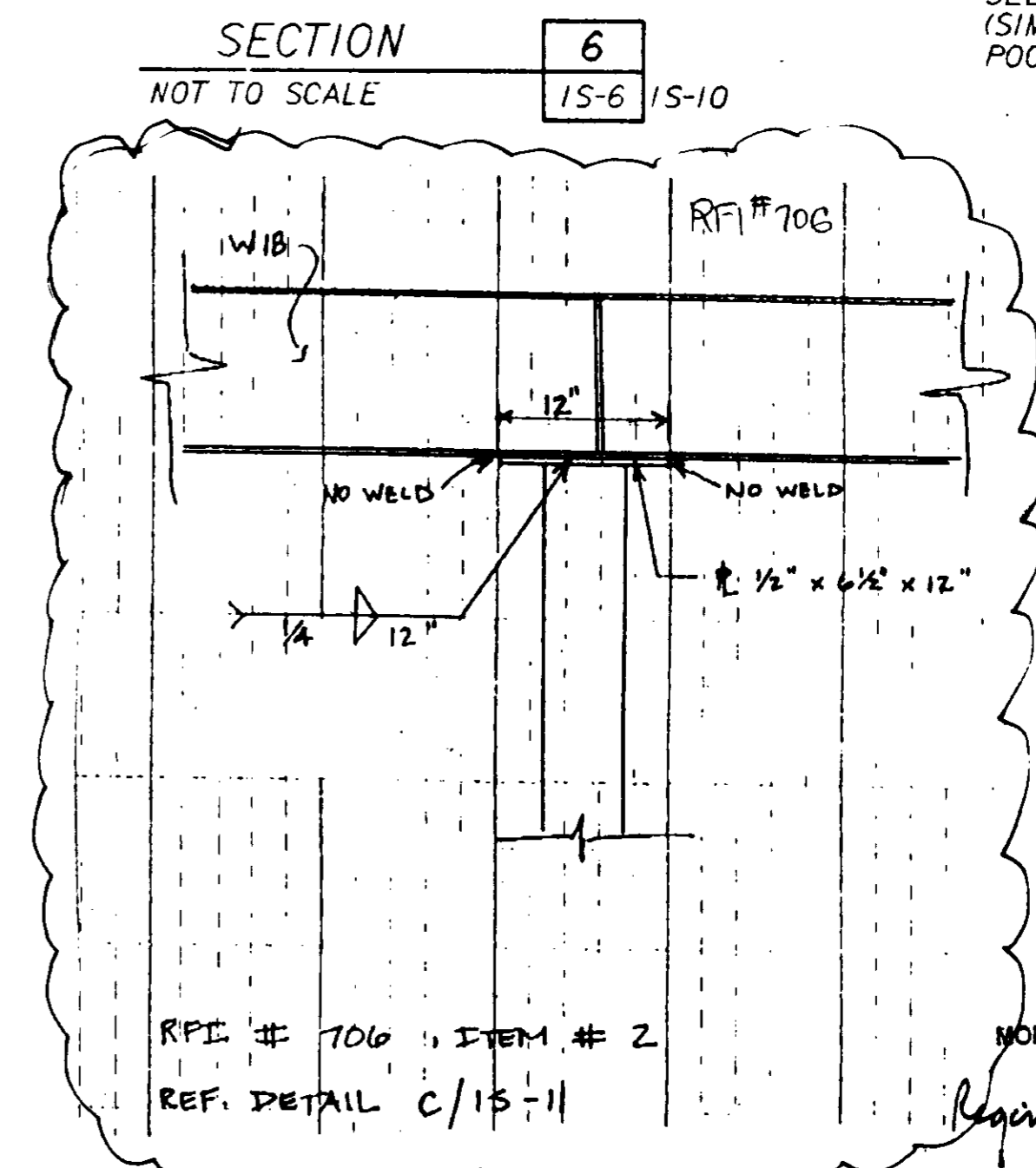
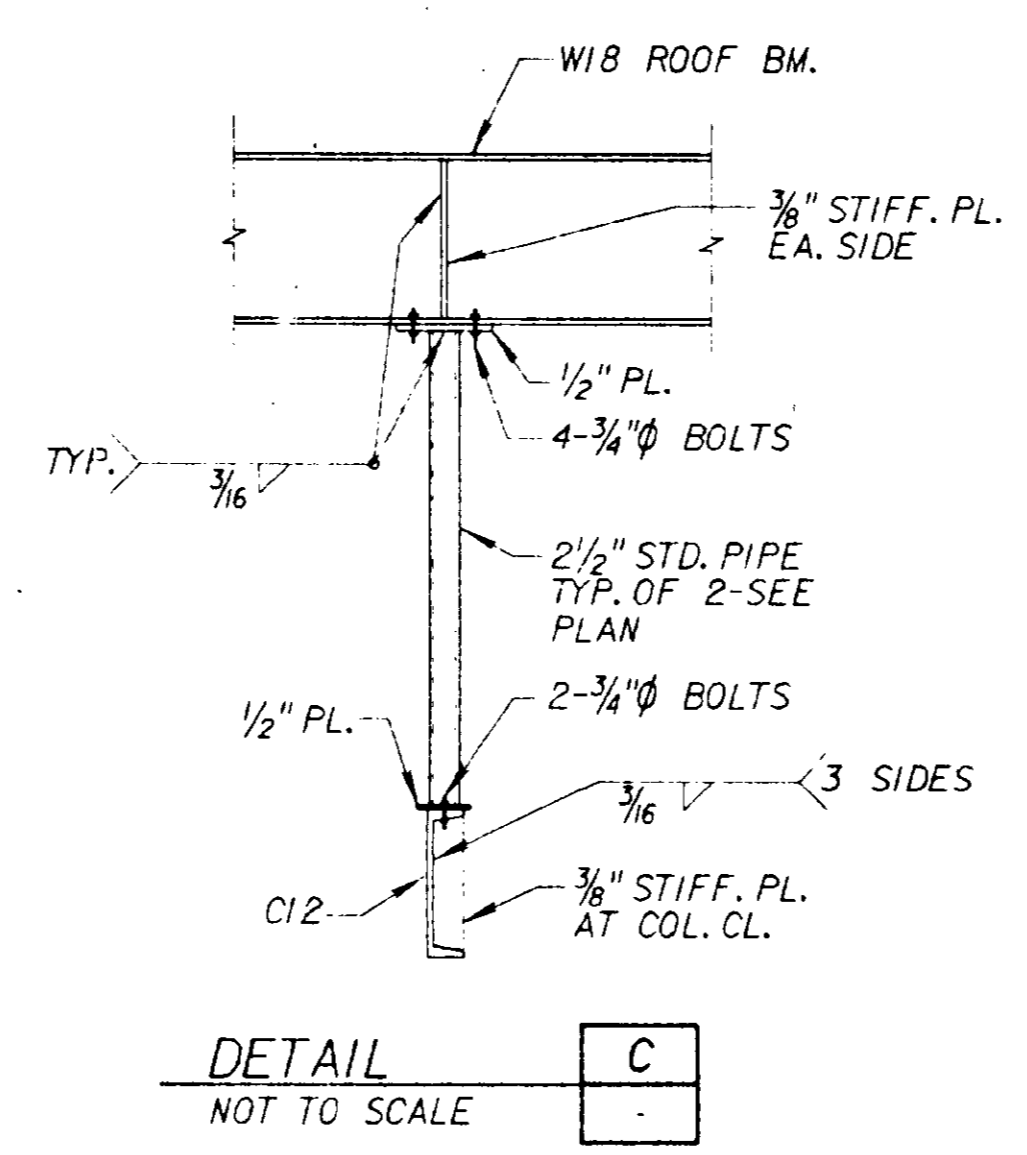
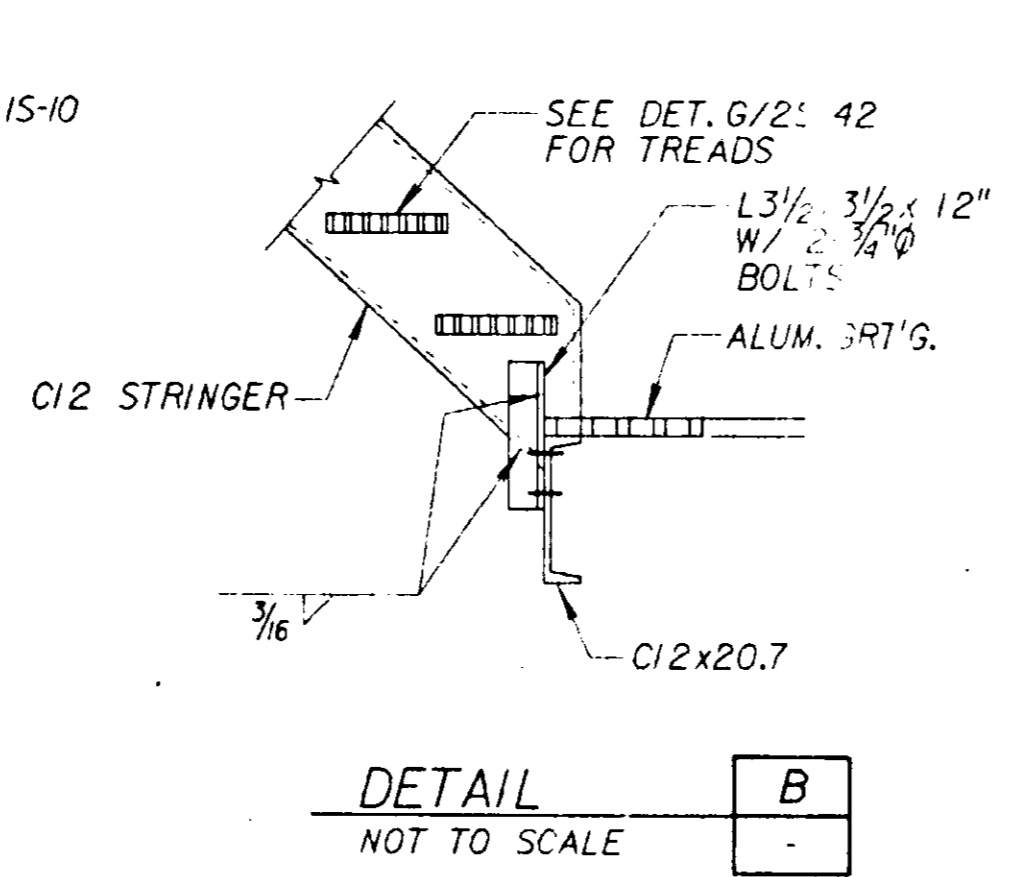
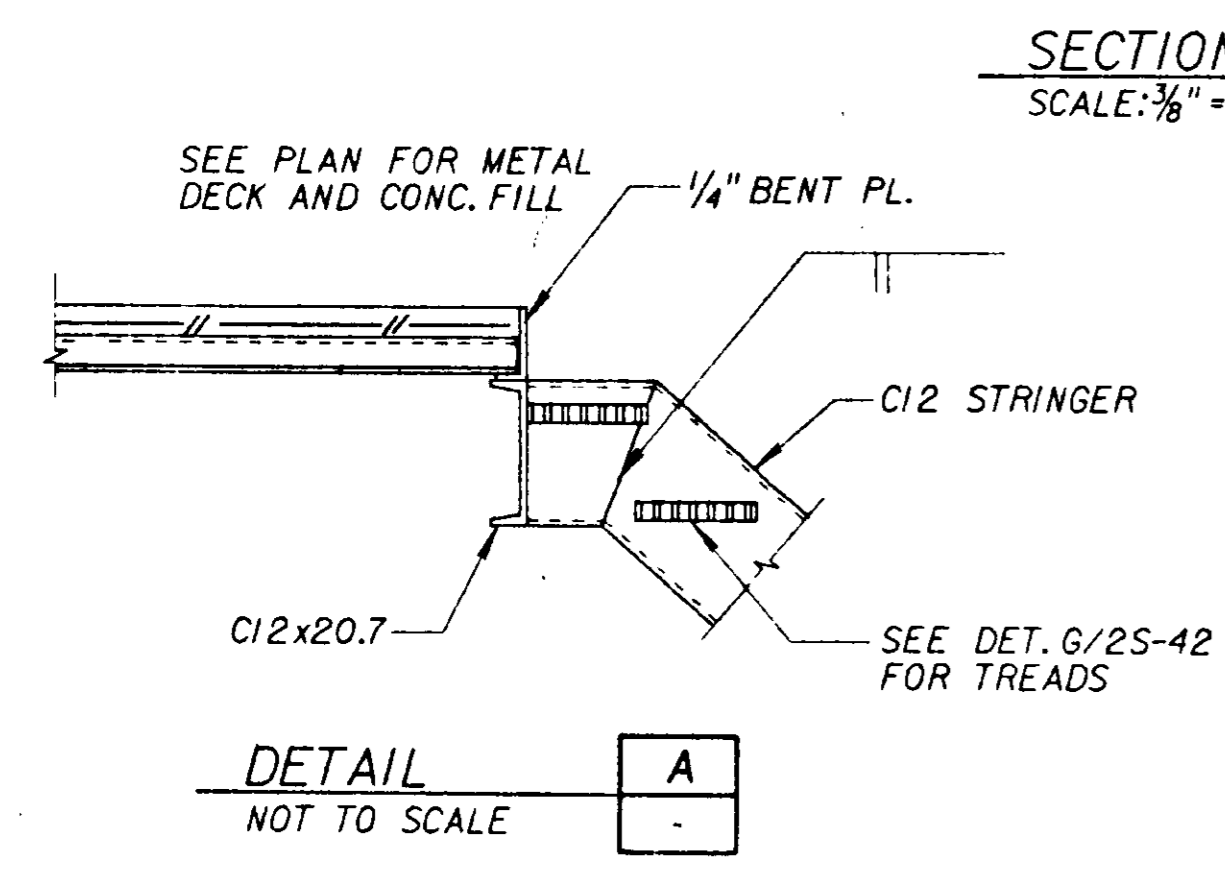
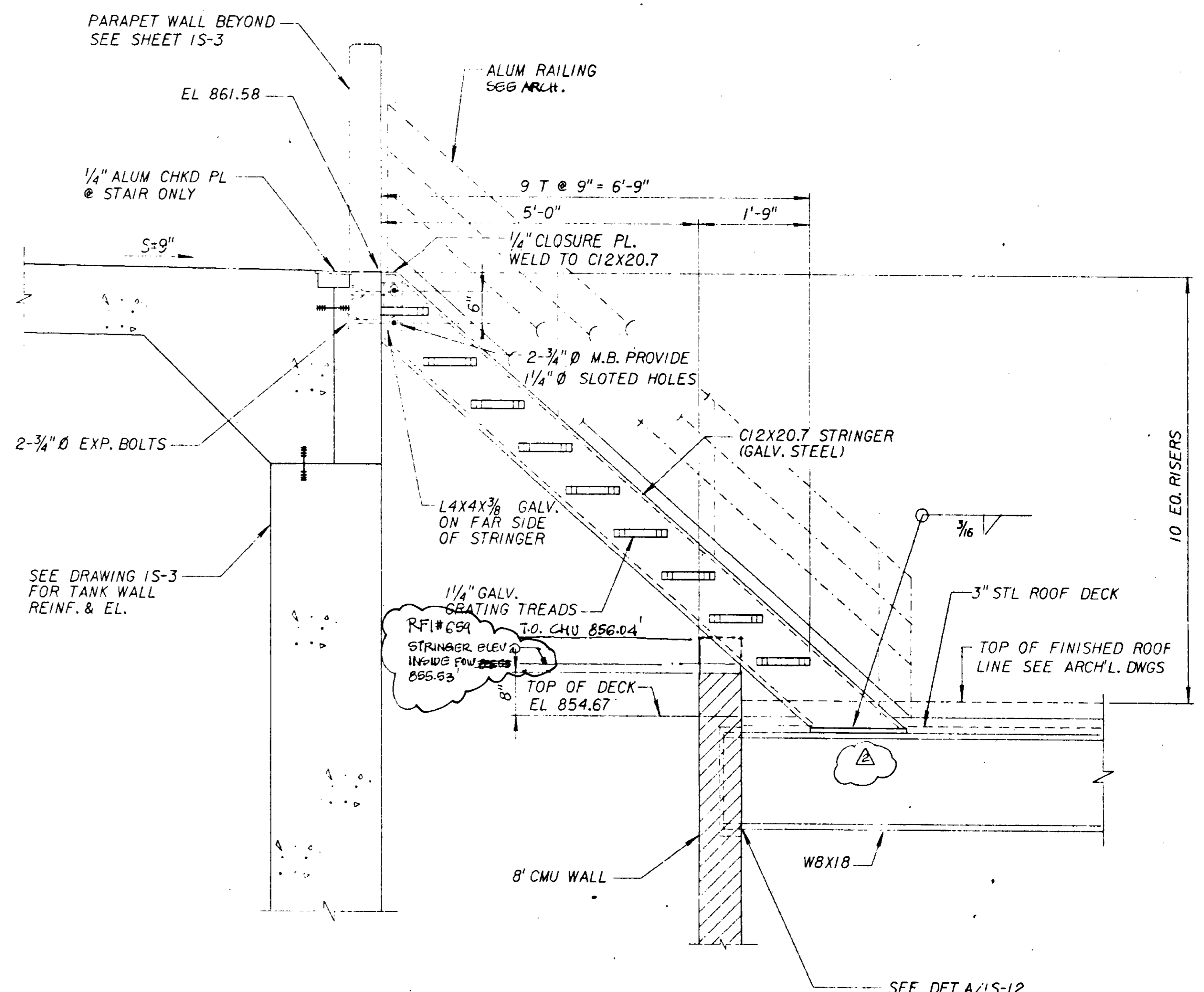
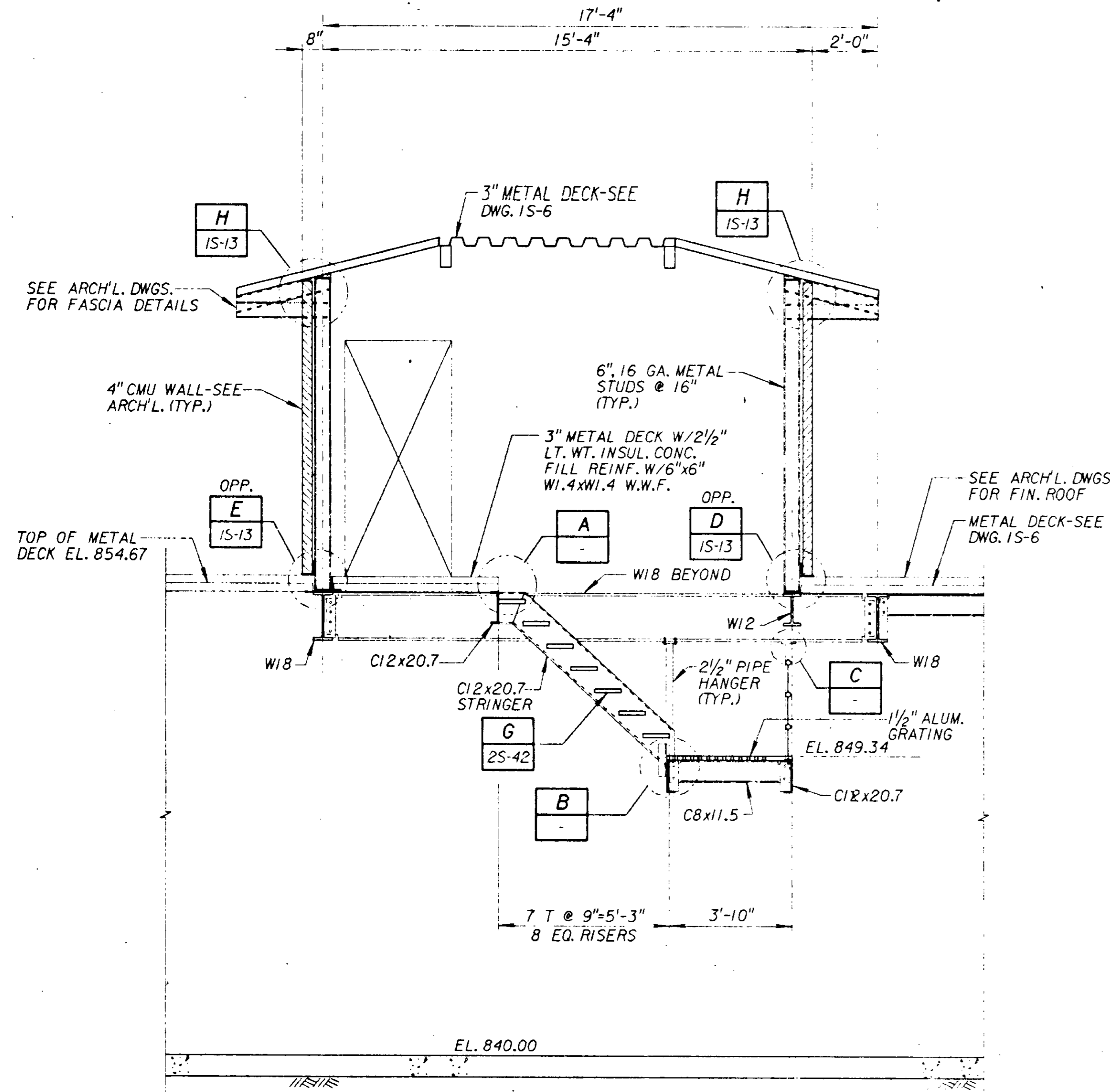
06590



MORLEY CONSTRUCTION CO.
AS-BUILTS
Reginald J. Johnson

JOB No. 870.0224 FILE 40.

SCALE: AS SHOWN WARNING: IF THIS BAR DOES NOT MEASURE 1" THEN DRAWING IS NOT TO SCALE.	DESIGNED: <i>D. Rodriguez</i> DRAWN: <i>...</i> CHECKED: <i>M. Osuna</i>	SUBMITTED: <i>J.M.M.</i> PROJECT ENGINEER RECOMMENDED: <i>J.M.M.</i> JAMES M. MONTGOMERY CONSULTING ENGINEERS, INC.	31918 28 MAY '91 R. C. E. NO. DATE 33699 28 MAY '91 R. C. E. NO. DATE	APPROVED: <i>J.M.M.</i> DISTRICTS APPROVAL ON COVER SHEET APPROVED: _____ DATE: _____	LAS VIRGENES MWD/TRIUNFO CSD RANCHO LAS VIRGENES-REGIONAL FACILITIES EXPANSION IV SOLIDS HANDLING AND COMPOSTING FACILITIES DIGESTER PUMP STATION SECTIONS-IV	SHEET IS-10 OF 508 SHEETS
---	--	--	--	--	---	--



RFI # 706.
DUE TO PIPE COLUMN BEING 3/4"
TOO LONG - PIPE COL. TO BE
CUT, PLATE MOVED & REWELDED
PER ATTACHED DETAIL.

06591

MORLEY CONSTRUCTION CO
AS-BUILTS
R. J. Johnson
12/31/91

JOB NO. 97-0224 FILE NO.

DESIGNED	D. Alvarado	31918	28 MAY 91
DRAWN	W. [Signature]	R. C. E. NO.	DATE
CHECKED	H. Osuna	33699	28 MAY 91
RECOMMENDED	[Signature]	R. C. E. NO.	DATE

SCALE: AS SHOWN
WARNING: IF THIS BAR DOES NOT MEASURE 1" THEN DRAWING IS NOT TO SCALE.

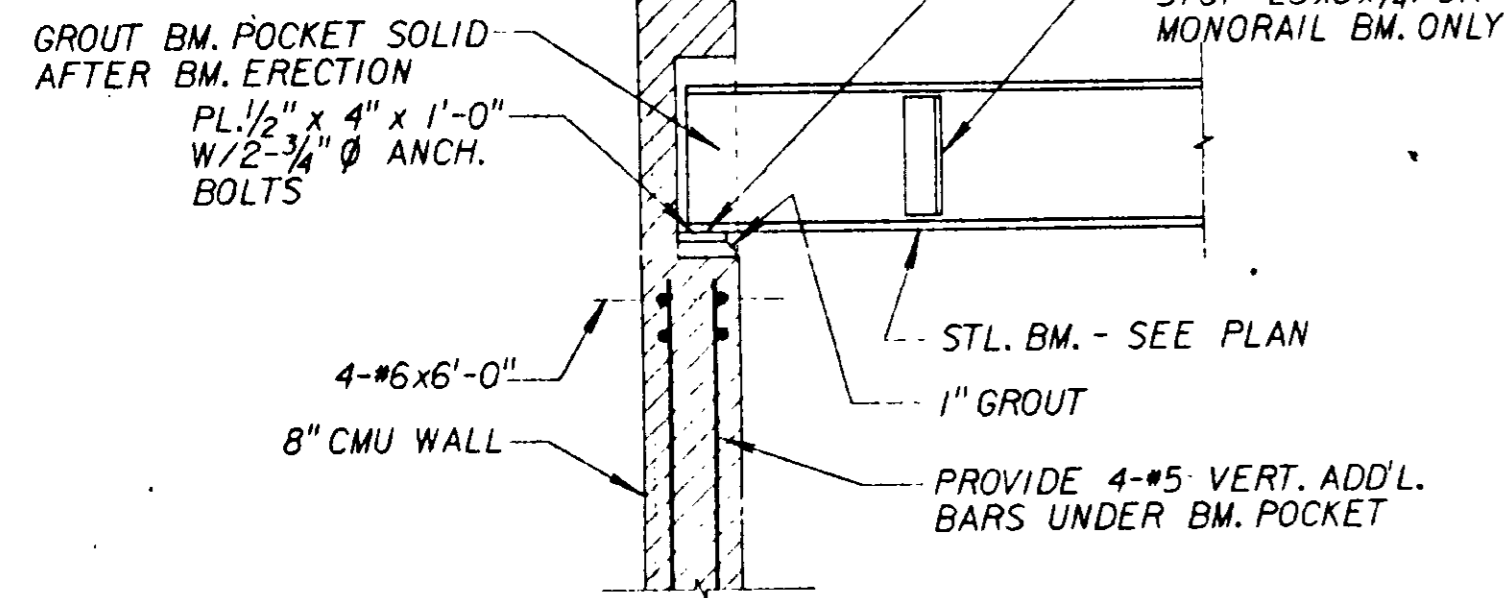
DESIGNED: D. Alvarado
DRAWN: W. [Signature]
CHECKED: H. Osuna
RECOMMENDED: [Signature]

JMM James M. Montgomery
Consulting Engineers, Inc.
Pasadena, California

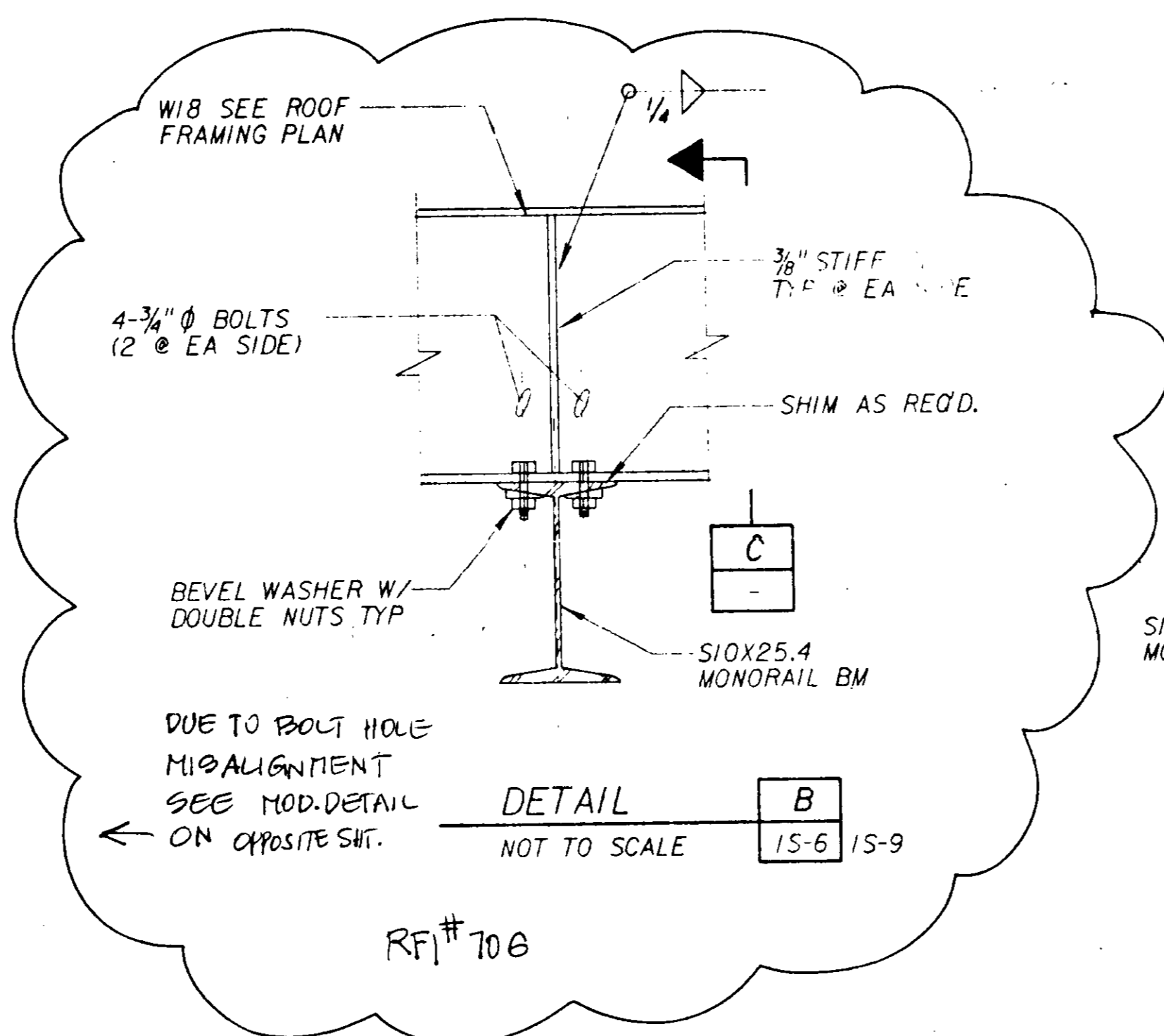
APPROVED: [Signature]
DISTRICTS APPROVAL ON COVER SHEET: [Signature]

LAS VIRGENES MWD/TRIUNFO CSD
RANCHO LAS VIRGENES-REGIONAL FACILITIES EXPANSION IV
SOLIDS HANDLING AND COMPOSTING FACILITIES
DIGESTER PUMP STATION
SECTIONS AND DETAILS

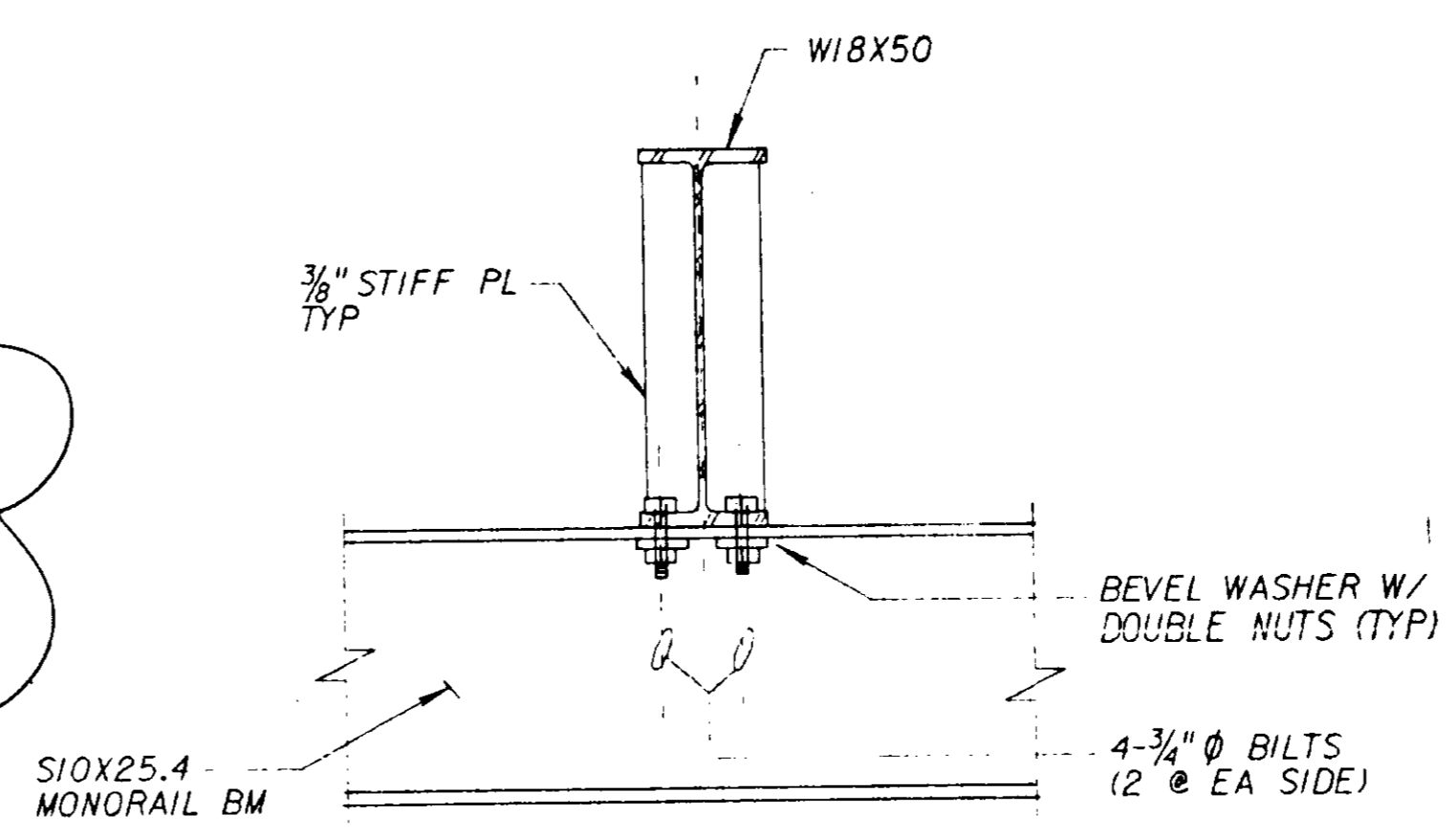
IS-II
OF 508 SHEETS



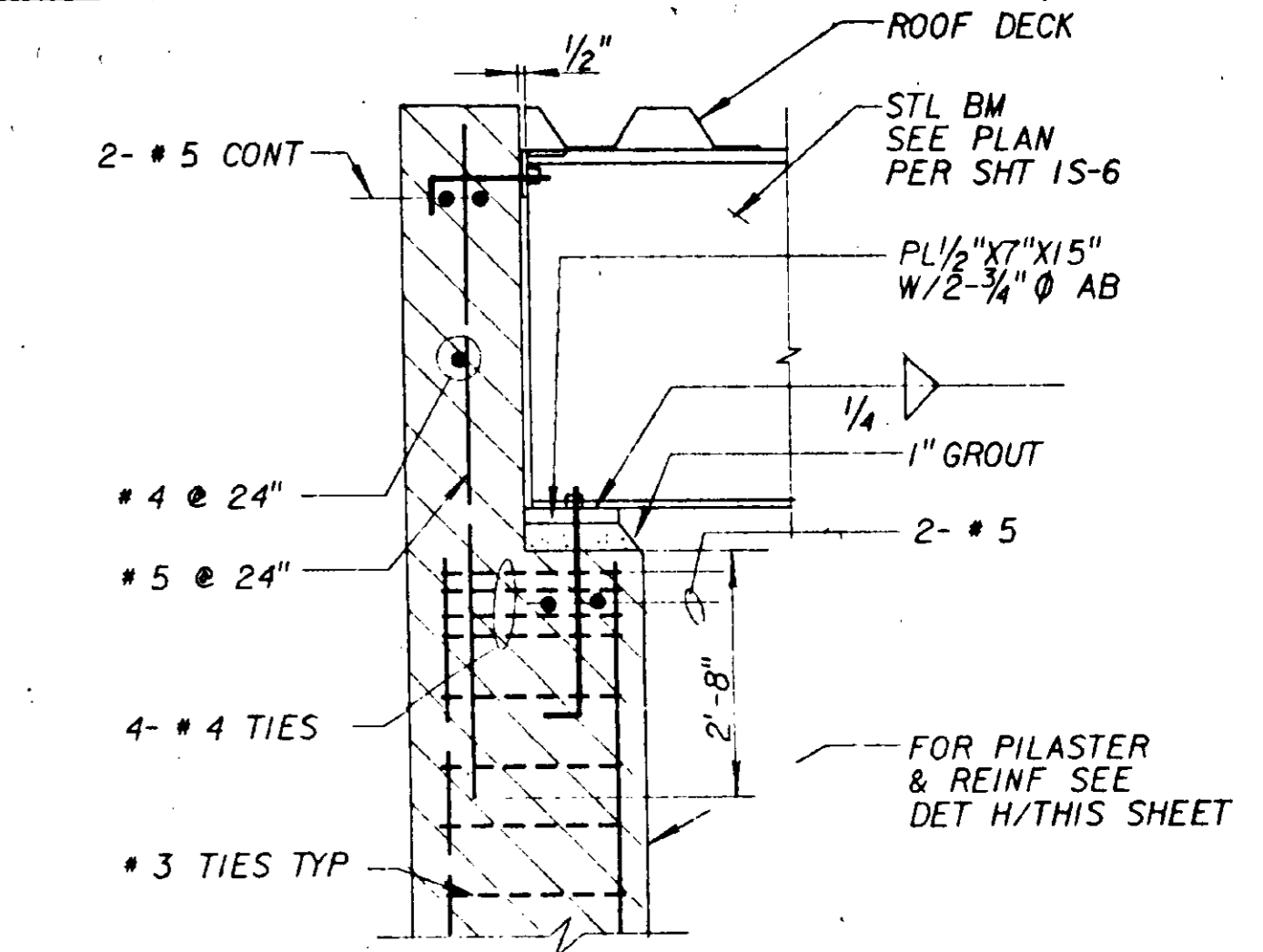
DETAIL A
NOT TO SCALE
1S-6 1S-7



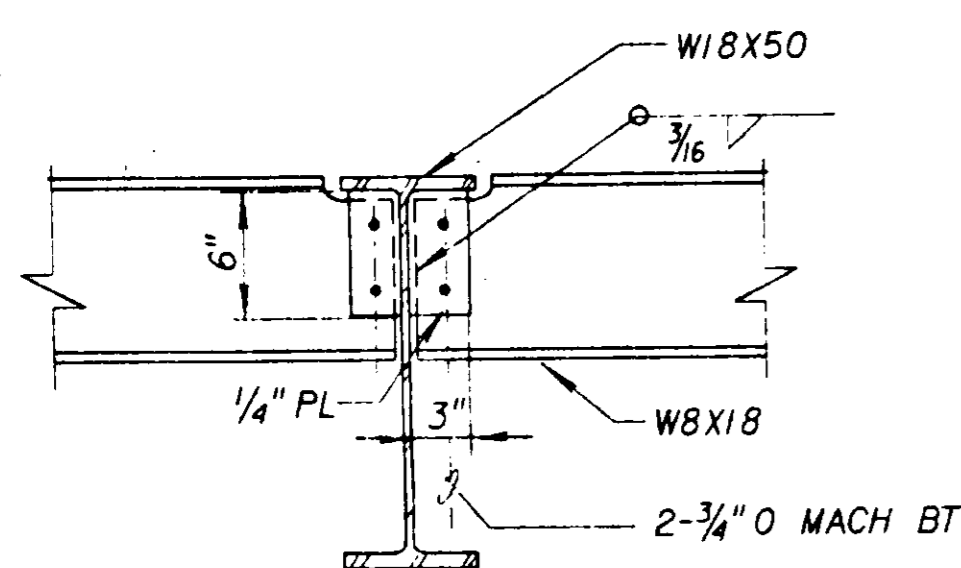
DETAIL B
NOT TO SCALE
1S-6 1S-9



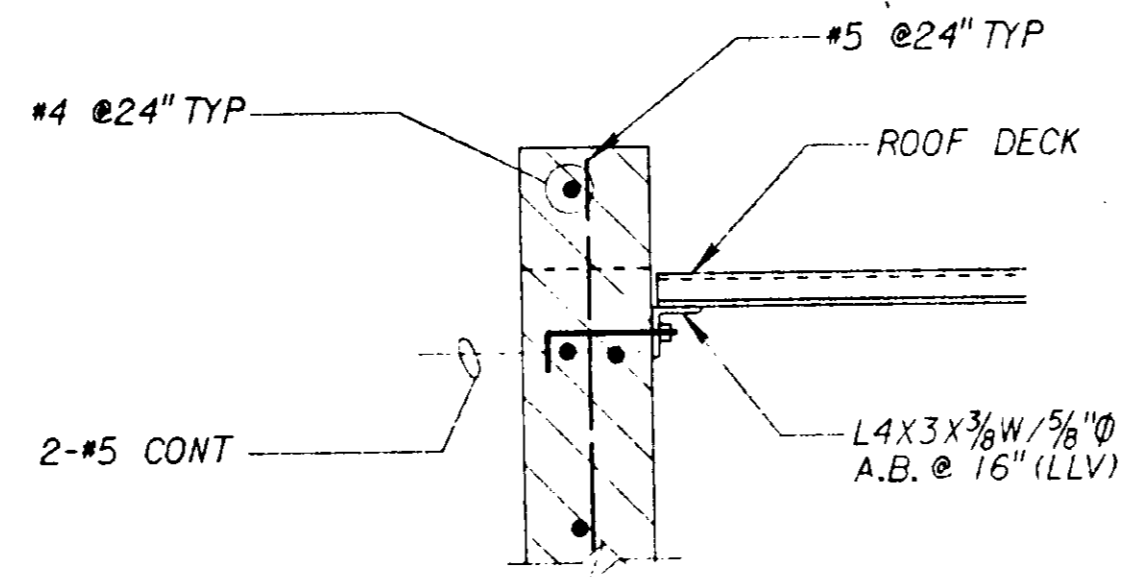
DETAIL C
NOT TO SCALE



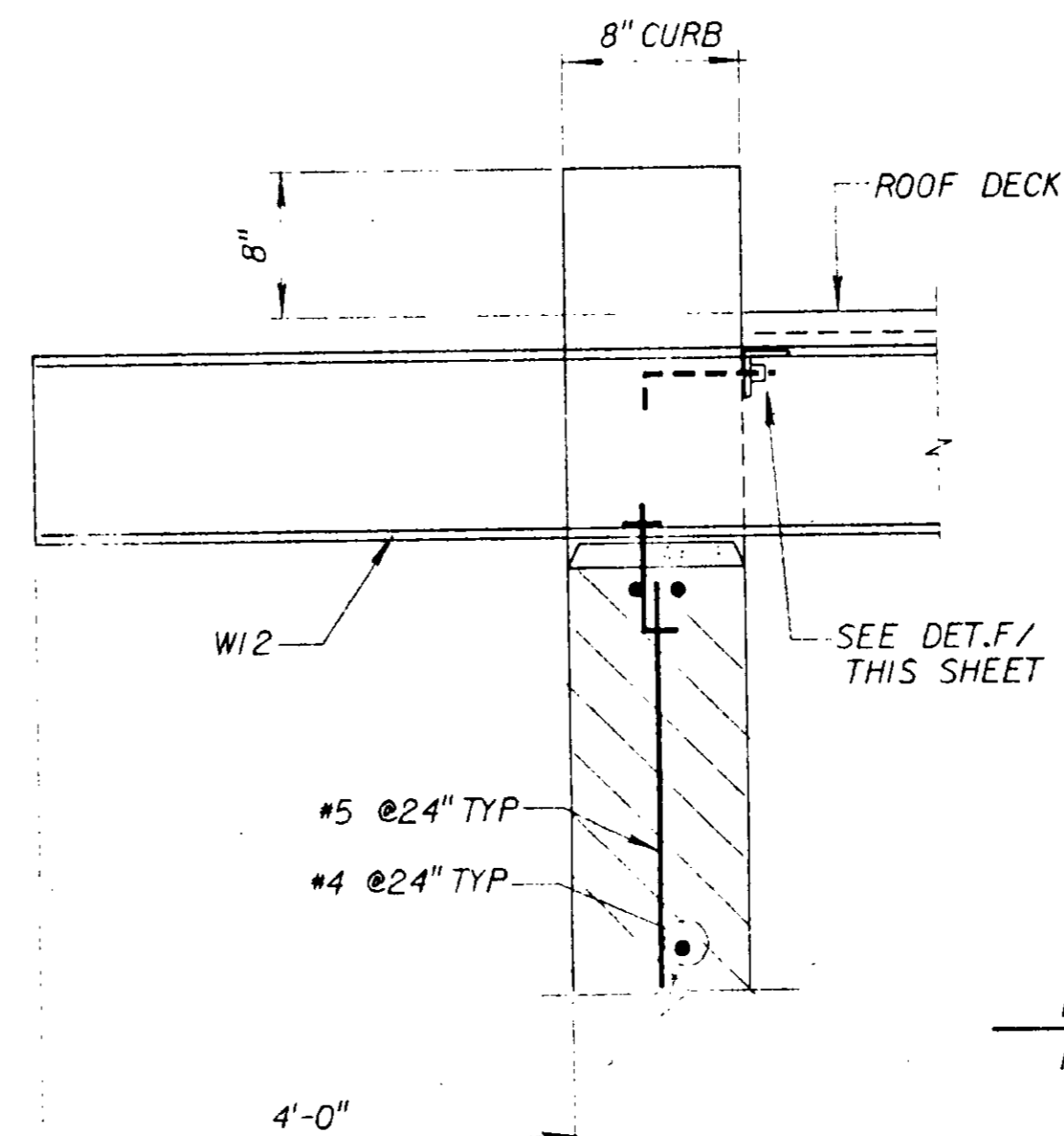
DETAIL D
NOT TO SCALE
1S-6 1S-9



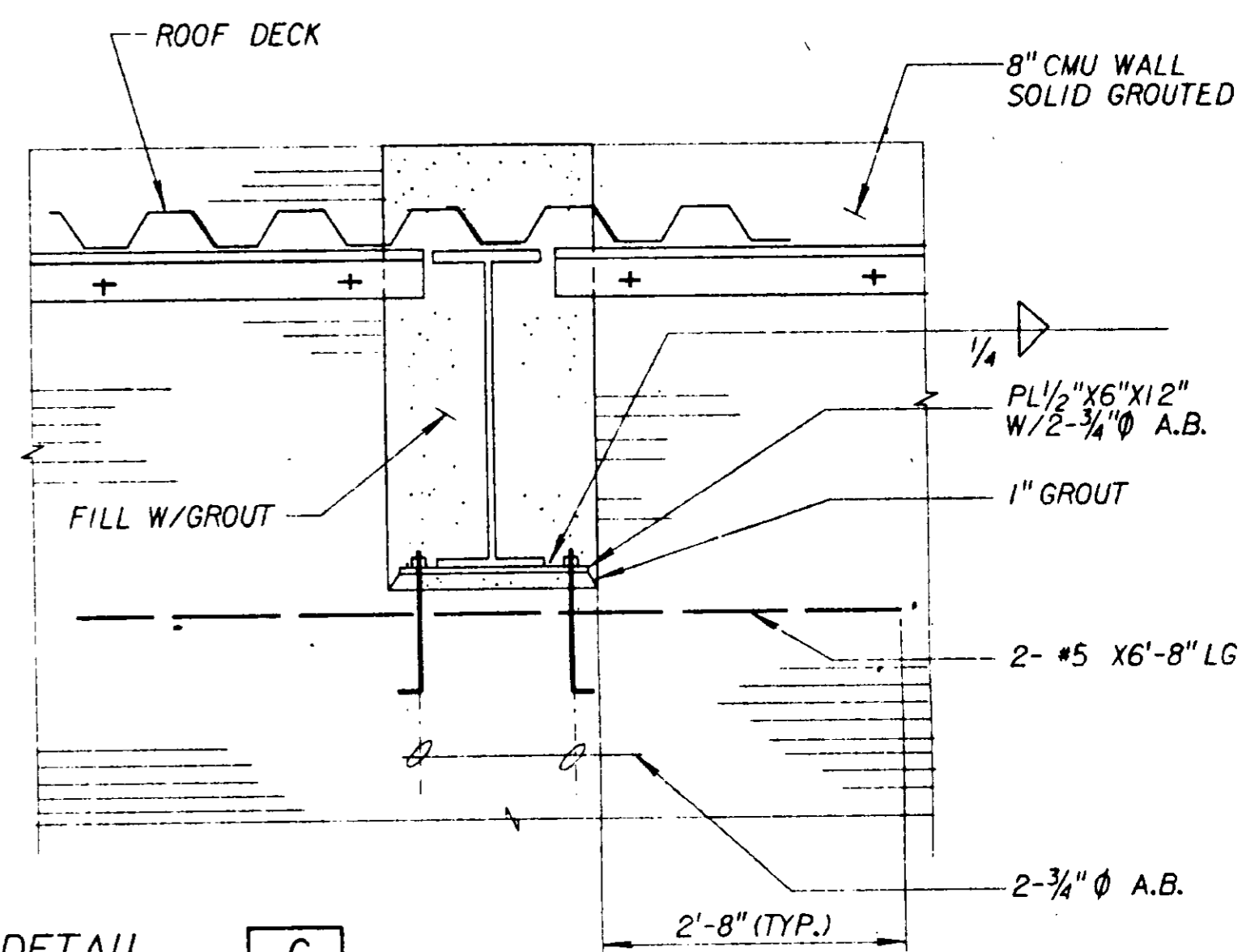
DETAIL E
NOT TO SCALE
1S-6



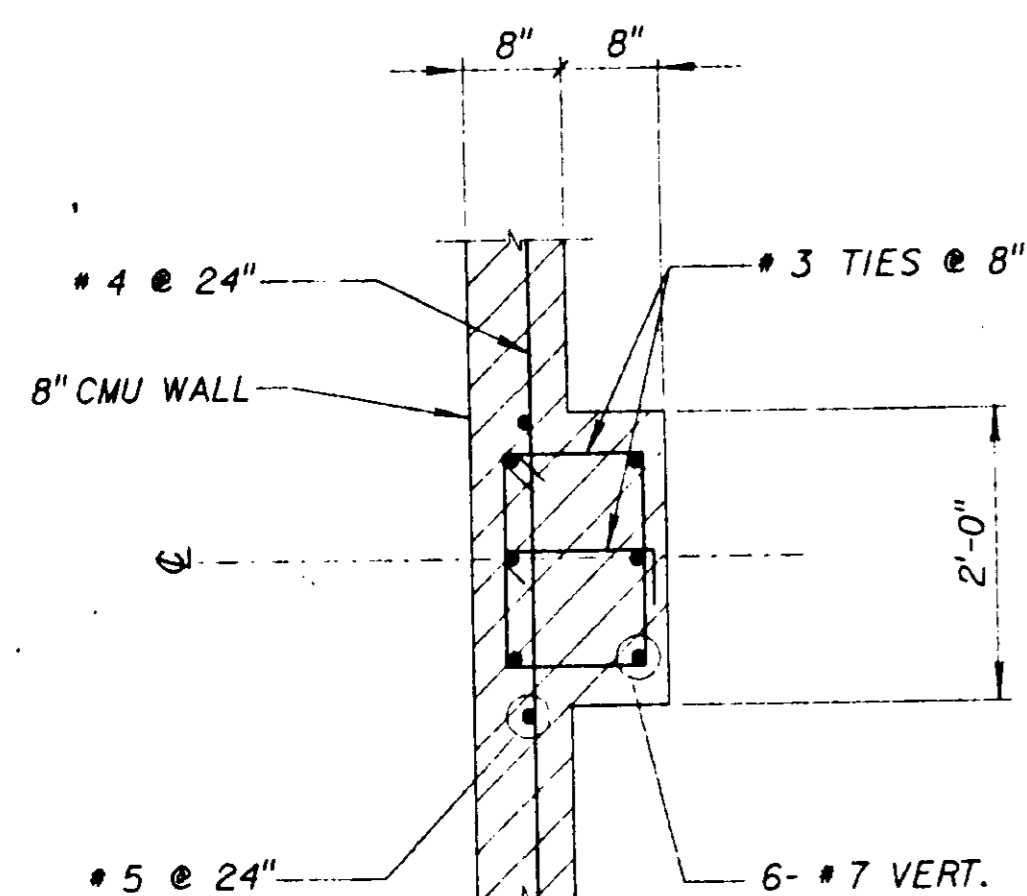
DETAIL F
NOT TO SCALE
1S-7 1S-8



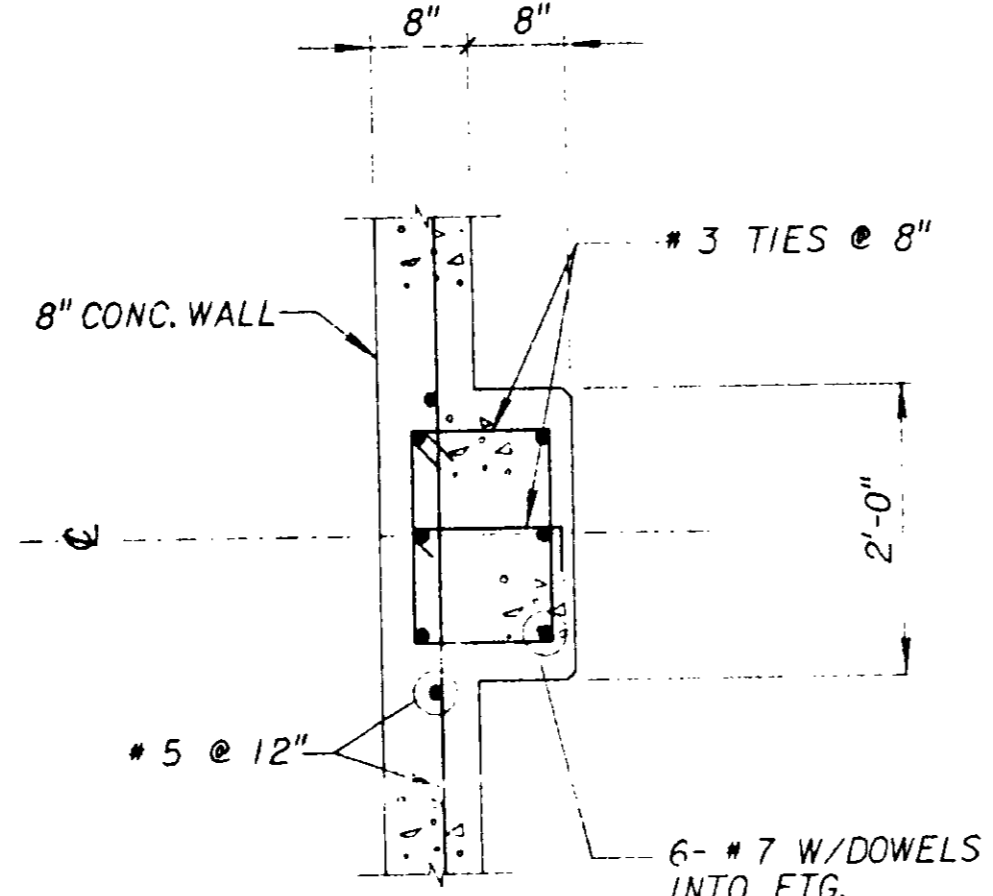
DETAIL G
NOT TO SCALE
1S-6



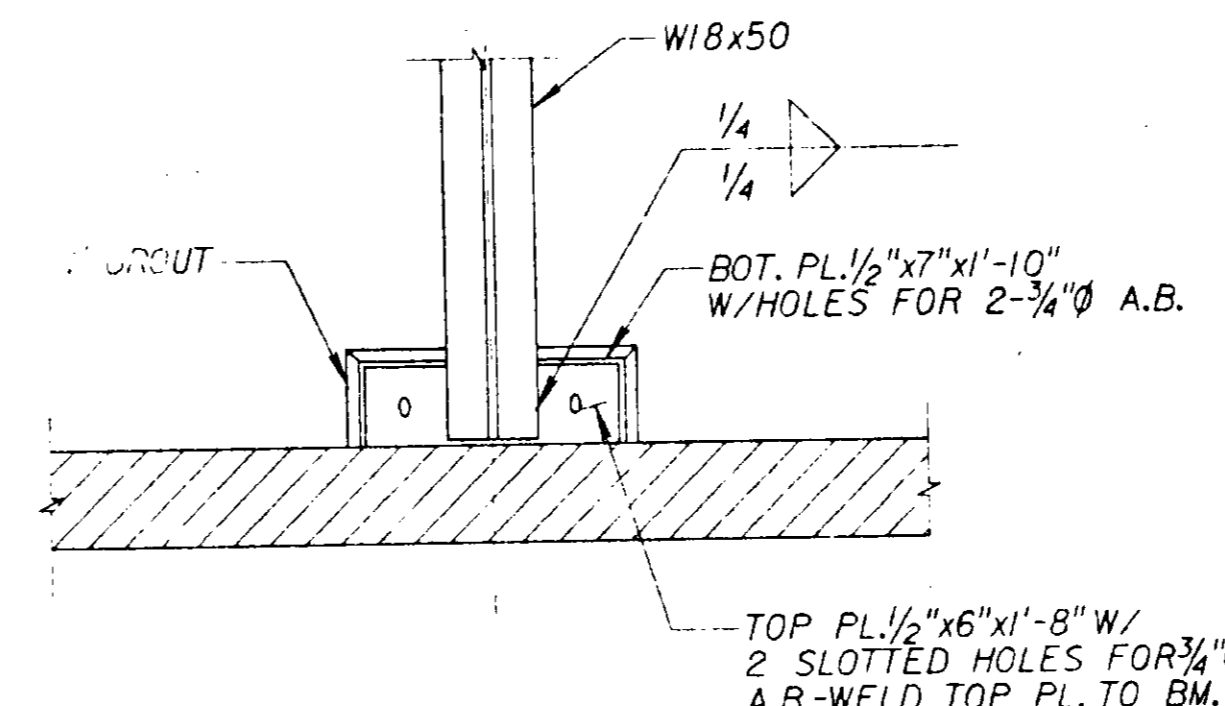
06592



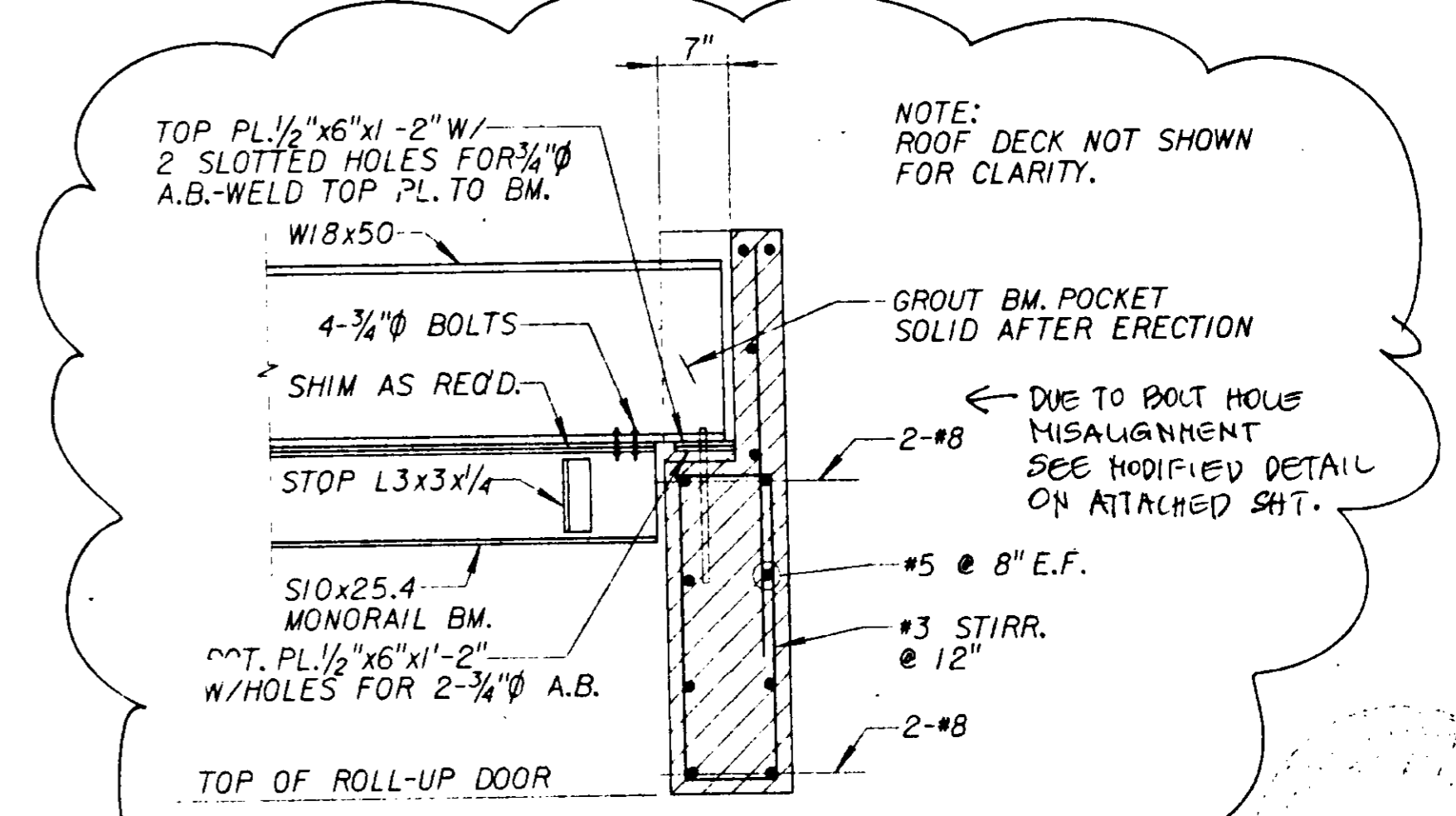
DETAIL I
NOT TO SCALE
1S-5



DETAIL J
NOT TO SCALE
1S-5



DETAIL K
NOT TO SCALE
1S-6



DETAIL L
NOT TO SCALE
1S-6

RF# 706
MORLEY CONSTRUCTION CO.
AS-BUILTS
1231-91

JOB NO. 8170.0224 FILE NO.

REV. DATE	BY	DESCRIPTION	SCALE:	AS SHOWN	DESIGNED: <i>O. Alshaya</i>	DRAWN: <i>Sam ...</i>	CHECKED: <i>H. Osama</i>	APPROVED: <i>[Signature]</i>	DATE: 28 MAY 91	PROJECT: RANCHO LAS VIRGENES-REGIONAL FACILITIES EXPANSION IV SOLIDS HANDLING AND COMPOSTING FACILITIES	APPROVED: _____	DATE: _____	APPROVED: _____	DATE: _____	PROJECT: LAS VIRGENES MWD/TRIUNFO CSD RANCHO LAS VIRGENES-REGIONAL FACILITIES EXPANSION IV SOLIDS HANDLING AND COMPOSTING FACILITIES	DIGESTER PUMP STATION DETAILS-1	IS-12	OF 508
-----------	----	-------------	--------	----------	-----------------------------	-----------------------	--------------------------	------------------------------	-----------------	---	-----------------	-------------	-----------------	-------------	--	---------------------------------	-------	--------

RECEIVED
JAN 05 1993 RFI# 706

BY _____ DATE _____ CLIENT MORLEY CONSTRUCTION CO. SHEET _____ OF _____
CHKD. BY _____ DESCRIPTION JOB NO. _____

RFI # 706 ; ITEM # 1
REF. DETAIL L/S-12
FOR LOCATIONS NOTED AS "BB" ON PLAN ATTACHED.
NTS

RECEIVED
JAN 05 1993 RFI# 706

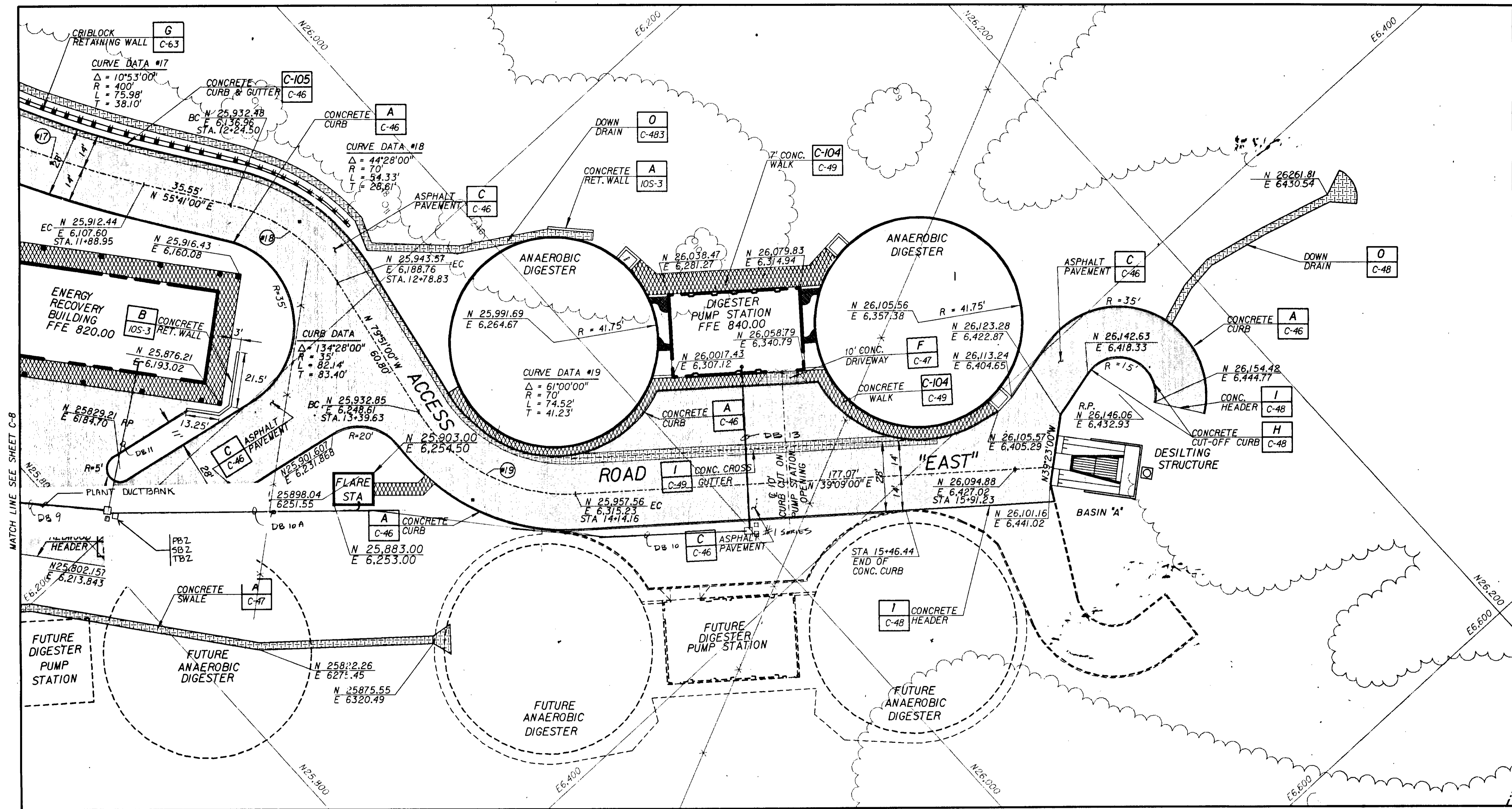
BY _____ DATE _____ CLIENT MORLEY CONSTRUCTION CO. SHEET _____ OF _____
CHKD. BY _____ DESCRIPTION JOB NO. _____

RFI # 706 ; ITEM # 1
REF. DETAIL B/S-12
FOR LOCATION NOTED AS "AA" ON PLAN ATTACHED.
NTS

MONORAIL ATTACHMENT DETAIL
SEE IS-12

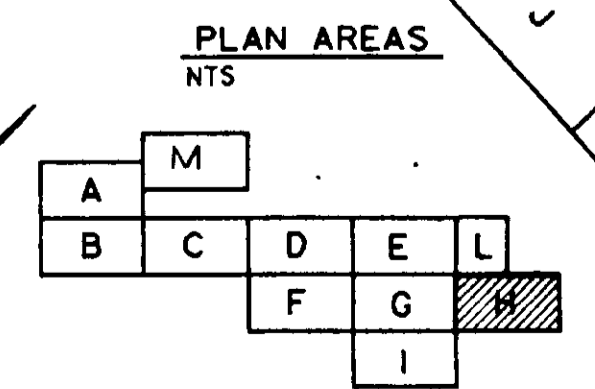
06593

IS-12a



MATCH LINE SEE SHEET C-8

AS-BUILT
MORLEY CORP.
Required



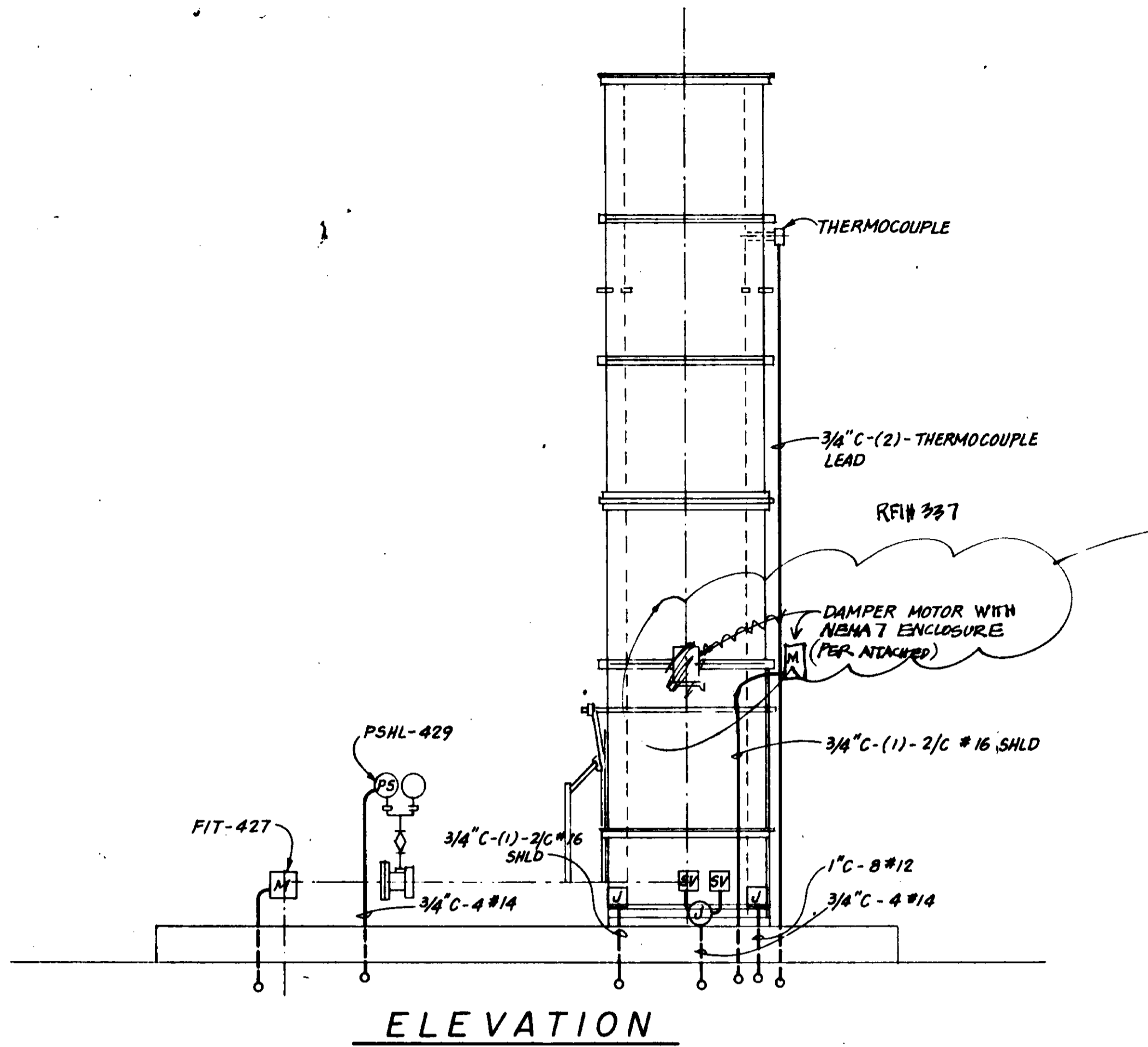
06743

JOB NO. 870.0221 FILE NO. LVS CIVILVSC09.DGN

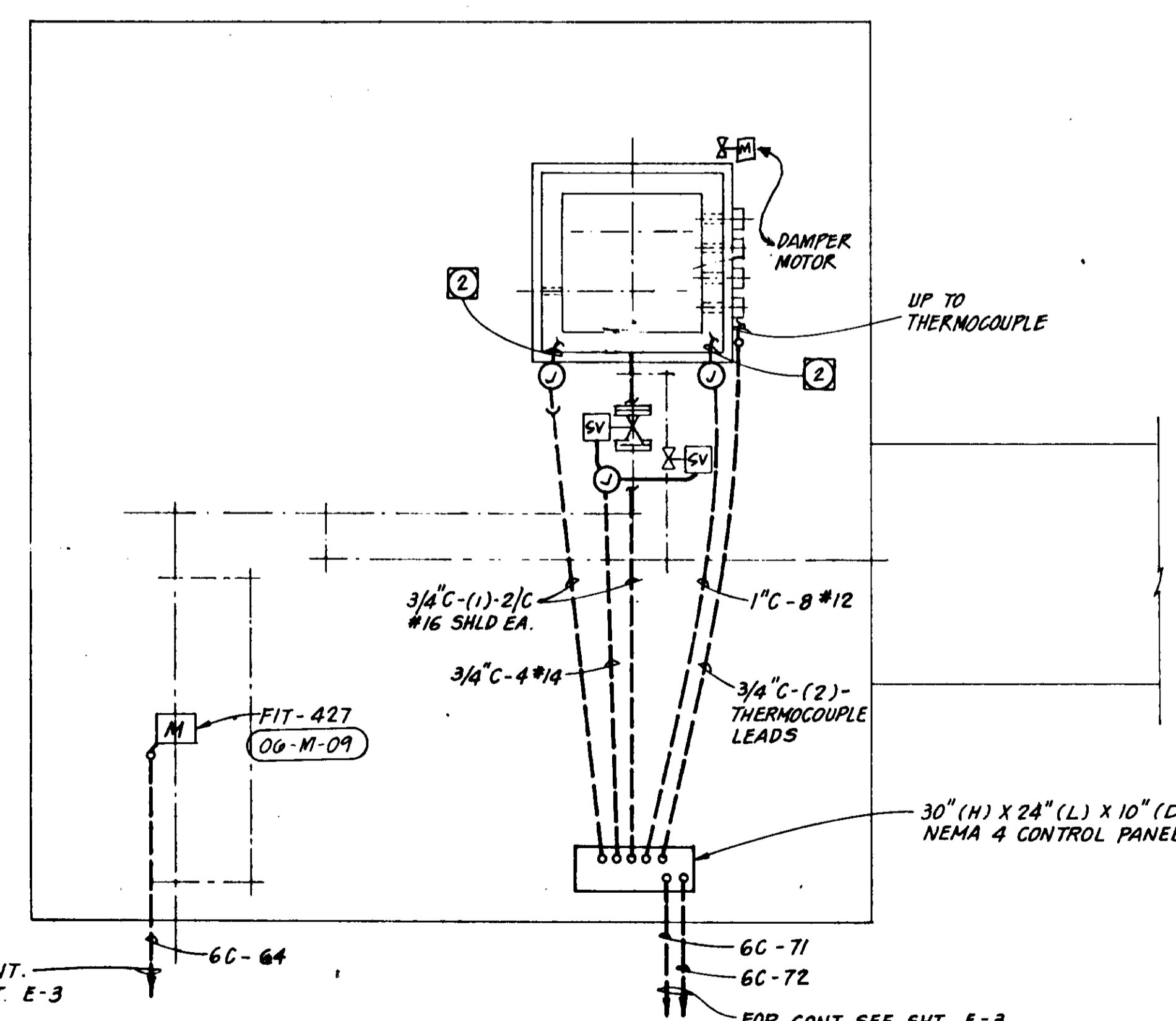
SCALE: 1" = 20' WARNING: IF THIS BAR DOES NOT MEASURE 1" THEN DRAWING IS NOT TO SCALE.	DESIGNED: <i>T. Hamer</i> DRAWN: <i>Joseph</i> CHECKED: <i>J. F.</i>	SUBMITTED: <i>[Signature]</i> 31918 28 MAY 91 PROJECT ENGINEER: R. C. E. NO. DATE RECOMMENDED: <i>[Signature]</i> 33699 28 MAY 91 JAMES M. MONTGOMERY CONSULTING ENGINEERS, INC. R. C. E. NO. DATE	JMM James M. Montgomery Consulting Engineers, Inc. Pasadena, California	APPROVED: _____ DATE _____ DISTRICT'S APPROVAL ON COVER SHEET	LAS VIRGENES MWD / TRIUNFO CSD RANCHO LAS VIRGENES - REGIONAL FACILITIES EXPANSION IV SOLIDS HANDLING AND COMPOSTING FACILITIES HORIZONTAL CONTROL AND PAVING AREA H	SHEET E-3D OF 508 SHEETS
---	--	---	---	--	--	---------------------------------------

NOTES:

- ① WITHIN 3'-0" AROUND FLARE STACK AND GAS PIPING SHALL BE CLASSIFIED AS "CLASS I, DIV. 2 GR. D" AND ALL WORK SHALL COMPLY WITH N.E.C. REQUIREMENTS.
- ② CONTRACTOR SHALL WIRE PER SHOP DRAWINGS.



ELEVATION



PLAN

SPECIFICATIONS RFI# 337

MODELS:
 M74S—line voltage, proportional, nonspring-return, without auxiliary switches.
 M74T—line voltage, proportional, nonspring-return, with two auxiliary switches.
 M74Y—line voltage, proportional, nonspring-return, with two auxiliary switches and adjustable zero and span.
 M74SS—line voltage, proportional, spring-return, without auxiliary switches.
 M74ST—line voltage, proportional, nonspring-return, with two auxiliary switches.
 M74SY—line voltage, proportional, spring-return, with two auxiliary switches and adjustable zero and span.

ELECTRICAL RATINGS:
 Voltage and Frequency—120 Vac, 50/60 Hz.
 Electrical Consumption—
 M74S: 23 W, 0.24 A.
 M74T: 28 W, 0.28 A.

CONTROLLER: These motors can be used with any electronic controller that provides a stable noise-free proportional current output as specified by the model designator.
 M744/M745S,T,Y models accept 4-20 mA.
 M744/M745S,T—maximum controller current is 25 mA.
 M744/M745Y—maximum controller current is 50 mA.

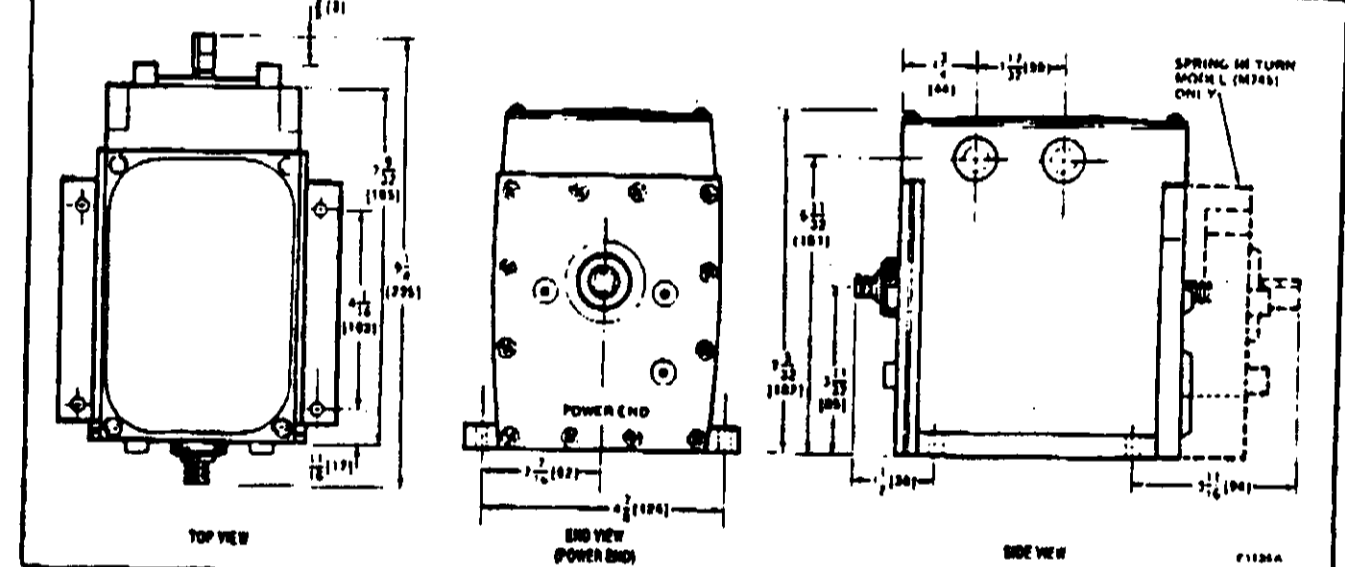
INPUT RANGE:
 M744/M745S,T—4-20 mA nominal.
 M744/M745Y—4-20 mA adjustable.
 Zero (motor closed)—0.8 to 18 mA.
 Span—1.8 to 20 mA (adjustable).

INPUT IMPEDANCE: 100 ohms.

MOTOR ROTATION: Normally closed. The closed position is the limit of the counterclockwise rotation as viewed from the power end of the motor. See Figure 2. Motor opens clockwise as viewed from the power end.

STROKE: Fixed, 180° or 90° stroke.

TIMING:
 30 sec at 90° stroke.
 80 sec at 180° stroke.



ORDERING INFORMATION

WHEN PURCHASING REPLACEMENT AND MODERNIZATION PRODUCTS FROM YOUR LOCAL HONEYWELL SALES OFFICE, WHOLESALE OR DISTRIBUTOR, REFER TO THE TRADELINE OR PCD CATALOG FOR COMPLETE ORDERING NUMBER AND SPECIFY—

- Order number.
- Accessories, if desired.

IF YOU HAVE ADDITIONAL QUESTIONS, NEED FURTHER INFORMATION, OR WOULD LIKE TO COMMENT ON OUR PRODUCTS OR SERVICES, PLEASE WRITE OR PHONE:


- HONEYWELL PROCESS CONTROL DIVISION, FT. WASHINGTON, PA 19024.
- RESIDENTIAL DIVISION CUSTOMER SERVICE HONEYWELL INC. 1855 DOUGLAS DRIVE NORTH MINNEAPOLIS, MN 55422-4286 (813)542-7500 (IN CANADA—HONEYWELL LIMITED/HONEYWELL LIMITED, 740 ELLESMERE ROAD, SCARBOROUGH, ONTARIO M1P 2V9). INTERNATIONAL SALES AND SERVICE OFFICES IN ALL PRINCIPAL CITIES OF THE WORLD.

Honeywell

MODUTROL MOTORS

M744 and M745 MODUTROL MOTORS ARE LINE VOLTAGE MOTORS USED TO CONTROL VALVES AND DAMPERS. THESE MOTORS ACCEPT A CURRENT SIGNAL FROM A PROPORTIONAL CONTROLLER. MOTOR POSITIONS THE VALVE OR DAMPER (WITH SUITABLE LINKAGE) AT ANY POINT BETWEEN FULL OPEN OR FULL CLOSED AS DETERMINED BY THE INPUT FROM THE CONTROLLER.

- M744 motors are normally closed, nonspring-return motors. When power fails, these motors will retain their last position.
- M745 motors are normally closed spring-return motors. On a power loss motor will spring return to full closed position.
- M744S and M745S models accept a 4-20 mA input signal from the controller.
- M744T and M745T motors include two auxiliary switches (spdt) and accept a 4-20 mA signal.
- M744Y and M745Y motors include two auxiliary switches (spdt). These motors accept 4-20 mA signal and incorporate adjustable zero and span for split range applications.
- Drive up to 8 motors in unison without the addition of resistor kit.
- Sequence up to 8 M744Y/M745Y motors without adding resistor kit.
- Stroke is fixed at 90° or 180°.
- Direct drive feedback potentiometer provides accurate motor positioning.
- Oil immersed gear train for long life.
- Internal transformer included for 120 Vac power supply.
- Weatherproofing kit and explosion-proof housing are available.
- Uses standard Modutrol motor accessories, including damper and valve linkages.



**M744S,T,Y
M745S,T,Y**

PROVIDE EXPLOSION-PROOF HOUSING

M.N. 10-85e Form Number 63-2053-2 ©Honeywell Inc. 1985

RFI# 337
 ALL MOTORS INSTALLED IN CLASS I OR II AREAS SHALL BE EXPLOSION PROOF. (SEE SPECS: 16040 2.2 D.)

06816

AS-BUILT
 MORRIS CONST.
 [Signature]



DESIGNED: K.D. CHU	SUBMITTED: [Signature]	31918	28 MAY 91	JMM James M. Montgomery	APPROVED	LAS VIRGENES MWD/TRIUNFO CSD	SHEET
DRAWN: [Signature]	PROJECT ENGINEER	R.C.E. NO.	DATE	Consulting Engineers, Inc.	DISTRICT'S APPROVAL ON COVER SHEET	RANCHO LAS VIRGENES - REGIONAL FACILITIES EXPANSION IV	06-3
CHECKED: [Signature]	RECOMMENDED	33699	28 MAY 91	Pasadena, California	APPROVED	SOLIDS HANDLING AND COMPOSTING FACILITIES	OF 808 SHEETS
FOR CONT. SEE SHT. E-3	FOR CONT. SEE SHT. E-3				DATE	DIGESTER GAS FLARE	
						ELECTRICAL PLAN	