


# 2021 Water Quality and Consumer Confidence Report



## LAS VIRGENES MUNICIPAL WATER DISTRICT

4232 Las Virgenes Rd.  
Calabasas, CA 91302

*1,200 samples tested 11,000 times to ensure LVMWD water meets or exceeds all standards for safe and high quality drinking water.*



## To Our Valued Customers:

As our communities emerge from the pandemic and enter into the third year of drought, LVMWD remains committed to fulfilling our mission to provide high quality, reliable water service to our customers.

In the midst of unprecedented drought and resulting water supply challenges, the District has been faced with tough water use restrictions. Customers can rest assured that they are still receiving the highest quality water service to their homes and businesses, and LVMWD is working hard to ensure adequate water supplies through this dry season.

Despite having to make some difficult decisions as a result of the drought, the District is here to help. We are working to expand our recycled water giveaway program to include local fill stations in each of the cities we serve, making it more convenient for customers to pick up and help keep their landscapes alive during emergency watering restrictions.

Additionally, we are in the final implementation stage of the Advanced Meter Project, which upgrades customers' traditional meters with high-tech, advanced meters that accurately record and transmit hourly meter readings via a secure network. The accompanying WaterSmart portal gives customers easy access to monitor their water use in near-real time, empowering them to use water as efficiently as possible.

As always, LVMWD staff is working around the clock to help our customers save water and adhere to current watering guidelines. We have expanded our customer service staff to assist customers with any questions, and will continue to support our communities through this persisting drought.

I want to thank all of our customers for their continued trust in our highly trained and certified staff to ensure that you receive the safest and highest quality water possible. We look forward to continuing to provide you with excellent service in a cost-effective, sensible, and environmentally conscious manner.

David W. Pedersen, PE  
General Manager





## YOUR WATER & THIS ANNUAL REPORT

LVMWD is entirely dependent upon water imported from elsewhere; there are no local drinking water sources. The supply to our region travels hundreds of miles from Lake Oroville in the Sierras via the State Water Project and is then treated and conveyed to the District by the Metropolitan Water District of Southern California (MWD). LVMWD is one of MWD's 26 member agencies.

Your water is routinely tested before it ever reaches the tap. This report conveys the results of tests conducted in 2021. Readers of this report sometimes ask if the substances identified in the report are harmful. It is normal to find trace amounts of contaminants in tap water or bottled water unless it is distilled or treated through a process such as reverse osmosis. Trace salts

and minerals are natural and keep water from tasting "flat."

When evaluating the presence of contaminants in your water, consider the following comparative measures:

**One part per million** (milligrams per liter) equals three drops added to a 42-gallon barrel.

**One part per billion** (micrograms per liter) equals one drop added to a large tanker truck.

**One part per trillion** (nanograms per liter) equals ten drops added to the Rose Bowl Stadium filled with water.

**One part per quadrillion** (picograms per liter) equals two teaspoons added to Utah's Great Salt Lake.

### Parts Per MILLION

(milligrams per liter)

**3 drops added to a 42-gallon barrel.**



### Parts Per TRILLION

(nanograms per liter)

**10 drops added to the Rose Bowl.**



### Parts Per BILLION

(micrograms per liter)

**1 drop added to a large tanker truck.**



### Parts Per QUADRILLION

(picograms per liter)

**2 teaspoons added to the Great Salt Lake**





# SUBSTANCES FOUND IN DRINKING WATER

The sources of drinking water (both tap and bottled water) include rivers, lakes, streams, ponds, reservoirs, springs, and wells. As water travels over the surface of the land or through the ground, it dissolves naturally-occurring minerals and various contaminants.

## Contaminants that we test for and may be present in source water include:

- Microbes, such as viruses and bacteria that may come from sewage treatment plants, septic systems, agricultural livestock operations, and wildlife.
- Inorganics, such as salts and metals, that can be naturally-occurring or result from urban stormwater runoff, industrial or domestic wastewater discharges, oil and gas production, mining, or farming.
- Pesticides and herbicides that may come from a variety of sources, such as agriculture, urban stormwater runoff, and residential uses.
- Radioactive materials that can be naturally occurring or the result of oil and gas production and mining activities.

- Organic chemicals, including synthetic and volatile organic chemicals that are byproducts of industrial processes and petroleum production. These chemicals can also come from gas stations, urban stormwater runoff, agricultural operations, and septic systems.

In order to ensure that tap water is safe to drink, the U.S. Environmental Protection Agency (USEPA) and the State Water Resources Control Board (SWRCB) prescribe regulations that limit the amount of certain contaminants in water provided by public water systems.

Drinking water, including bottled water, may reasonably be expected to contain small amounts of some contaminants. The presence of contaminants does not necessarily indicate that the water poses a health risk.

**More information about contaminants and potential health effects can be obtained by calling the USEPA's Safe Drinking Water Hotline at (800) 426-4791.**

## HEALTH ADVISORY FOR PERSONS WITH WEAKENED IMMUNE SYSTEMS

Some people may be more vulnerable to contaminants in drinking water than the general population. People who are immunocompromised, such as those undergoing chemotherapy, those who have undergone organ transplants, those with HIV/AIDS or other immune system disorders, and some elderly and infants, can be particularly at risk from infections. These people should seek advice from their health care providers about drinking water.

USEPA/Centers for Disease Control (CDC) guidelines on appropriate means to lessen the risk of infection by cryptosporidium and other microbial contaminants are available by calling the **Safe Drinking Water Hotline at (800) 426-4791.**





## HOW TO READ THESE TABLES

These tables may contain complex measurements and terminology, but they also contain valuable information about the water delivered to your tap. The District is required to report contaminants that are detected; **none were found at levels considered to be unsafe or unhealthy in LVMWD tap water.**

Testing results are presented for source water from the Jensen Water Treatment Plant operated by the

Metropolitan Water District of Southern California (MWD) and for LVMWD's water delivery system. The values provided in the "LVMWD" column more closely represent the quality of water delivered to most homes and businesses. Should you have any questions or need clarification, please call us at (818) 251- 2200, or contact any of the agencies listed in this report under "Additional Information."

### DEFINITION OF TERMS

AL	Action Level
Average	Result based on arithmetic mean
CaCO <sub>3</sub>	Calcium Carbonate
CFE	Combined Filter Effluent
CFU	Colony-Forming Units
DLR	Detection Limits for Purposes of Reporting
EPA	Environmental Protection Agency
HAA5	Sum of Five Haloacetic Acids
HPC	Heterotrophic Plate Count
LRAA	Locational Running Annual Average; highest LRAA is the highest of all Locational Running Annual Averages calculated as an average of all samples collected within a 12-month period
MCL	Maximum Contaminant Level
MCLG	Maximum Contaminant Level Goal
MRDL	Maximum Residual Disinfectant Level
MRDLG	Maximum Residual Disinfectant Level Goal
NA	Not Applicable - no established MCL, or testing not conducted
ND	Not Detected at or above DLR or RL
NL	Notification Level to SWRCB
NTU	Nephelometric Turbidity Units
pCi/L	picoCuries per Liter
PHG	Public Health Goal
ppb	parts per billion or micrograms per liter (µg/L)
ppm	parts per million or milligrams per liter (mg/L)
ppt	parts per trillion or nanograms per liter (ng/L)
RAA	Running Annual Average; highest RAA is the highest of all Running Annual Averages calculated as an average of all the samples collected within a 12-month period
Range	Results based on minimum and maximum values; range and average values are the same if a single value is reported for samples collected once or twice annually
RL	Reporting Limit
SI	Saturation Index (Langelier)
SWRCB	State Water Resources Control Board
TDS	Total Dissolved Solids
TON	Threshold Odor Number
TT	Treatment Technique is a required process intended to reduce the level of a contaminant in drinking water with no established MCL
TTHMs	Total Trihalomethanes
µS/cm	microSiemen per centimeter; or micromho per centimeter (µmho/cm)

# HOW DID WE DO IN 2021? WATER QUALITY REPORT

(BASED ON WATER SAMPLED IN 2021)

Primary Standards apply to contaminants that may be unhealthy at certain levels. They are measured in terms of Maximum Contaminant Levels (MCLs) as published by the State of California. If water contains a contaminant level above a primary MCL, the safety of the water cannot be assured. **None of the tests for water served to LVMWD customers exceeded the MCLs.**

PARAMETER	UNITS	STATE OR FEDERAL MCL [MRDL]	PHG (MCLG) [MRDLG]	STATE DLR	RANGE AVERAGE	JENSEN PLANT 2021	LVMWD 2021	MAJOR SOURCES IN DRINKING WATER	WATER QUALITY STANDARDS MET
Percent State Water Project	%	NA	NA	NA	Range Average	100	100	NA	NA

## PRIMARY STANDARDS—Mandatory Health-Related Standards

### CLARITY

Combined Filter Effluent (CFE) Turbidity (a)	NTU	TT	NA	NA	Highest	0.06	0.18	Soil runoff	NA
	%				% <= 0.3	100	100		

### MICROBIOLOGICAL

Total Coliform Bacteria (b)	% Positive Monthly Samples	5.0	MCLG = 0	NA	Range	0 - 0.4	0 - 0.862	Naturally present in the environment	YES
					Average	0	0.07		
Heterotrophic Plate Count (HPC) Bacteria	CFU/mL	TT	NA	(1)	Median Range	ND	ND - 42	Naturally present in the environment	YES
					Median		ND		

### INORGANIC CHEMICALS

Aluminum	ppb	1,000	600	50	Range	ND - 120	63 - 85	Residue from water treatment process; runoff and leaching from natural deposits	YES
					Highest RAA	64	70		
Copper	ppm	AL = 1.3	0.3	0.05	Range	ND	ND - 0.35	Internal corrosion of household pipes; runoff/leaching from natural deposits; wood preservatives leaching	YES
					Average		0.07		
Fluoride (c)	ppm	2.0	1	0.1	Range	0.6 - 0.9	0.6 - 0.7	Runoff and leaching from natural deposits; water additive that promotes strong teeth; discharge from fertilizer and aluminum factories	YES
					Average	0.7	0.6		
Selenium	ppb	50	30	5	Range	ND	ND - 42	Refineries, mines, and chemical waste discharge; runoff from livestock lots	YES
					Average		11		



Uranium	pCi/L	20	0.43	1	Range		1.2*	Runoff/leaching from natural deposits	YES
					ND - 3	Average			
<b>DISINFECTION BYPRODUCTS, DISINFECTANT RESIDUALS, AND DISINFECTION BYPRODUCT PRECURSORS (d)</b>									
Total Trihalomethanes (TTHMs) (Plant Core Locations and Distribution System) (e)	ppb	80	NA	1.0	Range		11 - 31	Byproduct of drinking water chlorination	YES
					Highest LRAA	23			
Sum of Five Haloacetic Acids (HAA5) (Plant Core Locations and Distribution System)	ppb	60	NA	1.0	Range		1.6 - 6.6	Byproduct of drinking water chlorination	YES
					Highest LRAA	5.8			
Total Chlorine Residual	ppm	MRDL = 4.0	MRDLG = 4.0	(0.05)	Range		ND - 2.7	Drinking water disinfectant added for treatment	YES
					Highest RAA	2.2			
Bromate	ppb	10	0.1	1.0	Range		NA	Byproduct of drinking water ozonation	YES
					Highest RAA	4.5			
Total Organic Carbon (TOC)	ppm	TT	NA	0.30	Range		3.6 - 4.8	Various natural and man-made sources; TOC is a precursor for the formation of disinfection byproducts	YES
					Highest RAA	4.1			

**SECONDARY STANDARDS—Aesthetic Standards**

Aluminum	ppb	200	600	50	Range		63 - 85	Residue from water treatment process; runoff/leaching from natural deposits	YES
					Highest RAA	70			
Chloride	ppm	500	NA	(2)	Range		64 - 88	Runoff/leaching from natural deposits; seawater influence	YES
					Average	75			
Color	Color Units	15	NA	(1)	Range		<5 - 5	Naturally-occurring organic materials	YES
					Average	<5			
Copper	ppb	1.0	0.3	0.05	Range		ND - 0.35	Internal corrosion of household pipes; runoff/leaching from natural deposits; leaching from wood.	YES
					Average	0.07			
Odor Threshold	TON	3	NA	1	Range		ND - 1	Naturally-occurring organic materials	YES
					Average	ND			
Specific Conductance	µS/cm	1,600	NA	NA	Range		510 - 784	Substances that form ions in water; seawater influence	YES
					Average	631			
Sulfate	ppm	500	NA	0.5	Range		56 - 120	Runoff/leaching from natural deposits; industrial wastes	YES
					Average	83			
Total Dissolved Solids, Filterable (TDS)	ppm	1,000	NA	(2)	Range		300 - 410	Runoff/leaching from natural deposits	YES
					Average	345			

PARAMETER	UNITS	STATE OR FEDERAL MCL [MRDL]	PHG (MCLG) [MRDLG]	STATE DLR	RANGE AVERAGE	JENSEN PLANT 2020	LVMWD 2020	MAJOR SOURCES IN DRINKING WATER	WATER QUALITY STANDARDS MET
-----------	-------	-----------------------------	--------------------	-----------	---------------	-------------------	------------	---------------------------------	-----------------------------

Turbidity	NTU	5	NA	0.1	Range Average	ND	ND - 2.85 ND	Runoff/leaching from natural deposits	YES
-----------	-----	---	----	-----	------------------	----	-----------------	---------------------------------------	-----

**OTHER PARAMETERS**

<b>GENERAL MINERALS</b>									
Alkalinity (as CaCO <sub>3</sub> )	ppm	NA	NA	(1)	Range Average	86 - 97 92	ND - 6 1.5	Runoff/leaching of natural deposits; carbonate, bicarbonate, hydroxide, and occasionally borate, silicate, and phosphate	NA
Calcium	ppm	NA	NA	(0.1)	Range Average	27 - 32 30	28 - 42 34	Runoff/leaching from natural deposits	NA
Hardness (as CaCO <sub>3</sub> )	ppm	NA	NA	(1)	Range Average	110 - 133 122	114 - 168 137	Runoff/leaching from natural deposits; sum of polyvalent cations, generally magnesium and calcium present in the water	NA
Magnesium	ppm	NA	NA	(0.01)	Range Average	12 - 13 12	11 - 15 13	Runoff/leaching from natural deposits	NA
Potassium	ppm	NA	NA	(0.2)	Range Average	2.6- 2.7 2.7	NA	Salt present in the water; naturally-occurring	NA
Sodium	ppm	NA	NA	(1)	Range Average	61 - 68 64	52 - 73 61	Salt present in the water; naturally-occurring	NA

<b>UNREGULATED CONTAMINANTS</b>									
Boron	ppb	NL = 1,000	NA	100	Range Average	180	NA	Runoff/leaching from natural deposits; industrial wastes	YES
Chlorate	ppb	NL = 800	NA	20	Range Average	88	NA	Byproduct of drinking water chloramination; industrial processes	YES

<b>NITROSAMINE COMPOUNDS</b>									
N-Nitrosodimethylamine (NDMA)	ppt	NL = 10	3	(2)	Range Average	ND - 4.2 2.1	24 - 25 25	Byproduct of drinking water chloramination; industrial processes	YES

<b>MISCELLANEOUS</b>									
Corrosivity (as Saturation Index) (F)	SI	NA	NA	NA	Range Average	0.35 - 0.40 0.38	0.26 - 0.33 0.29	A measure of the balance between pH and calcium carbonate saturation in the water	NA
pH	pH Units	NA	NA	NA	Range Average	8.3 - 8.4 8.3	7.1 - 9.3 8.2	NA	NA



PARAMETER	YEAR SAMPLED	UNITS	AL	PHG (MCLG) [MRDLG]	STATE DLR	90TH PERCENTILE 2021	# SITES SAMPLED 2021	# SITES OVER AL 2021	EXCEEDED AL Y/N	MAJOR SOURCES IN DRINKING WATER	WATER QUALITY STANDARDS MET
-----------	--------------	-------	----	--------------------	-----------	----------------------	----------------------	----------------------	-----------------	---------------------------------	-----------------------------

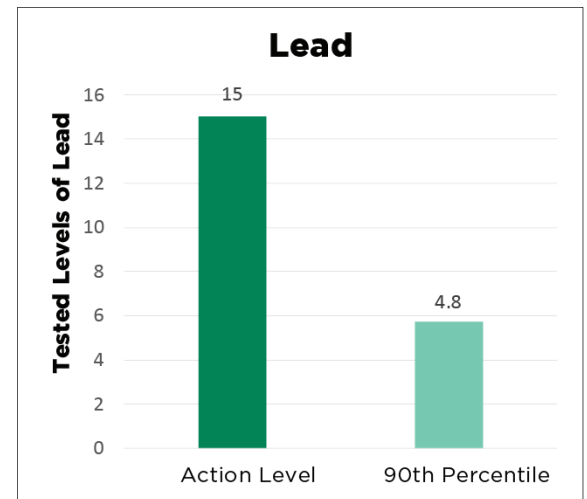
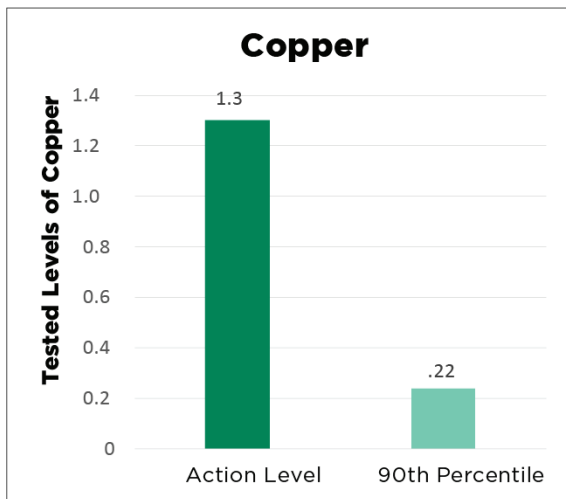
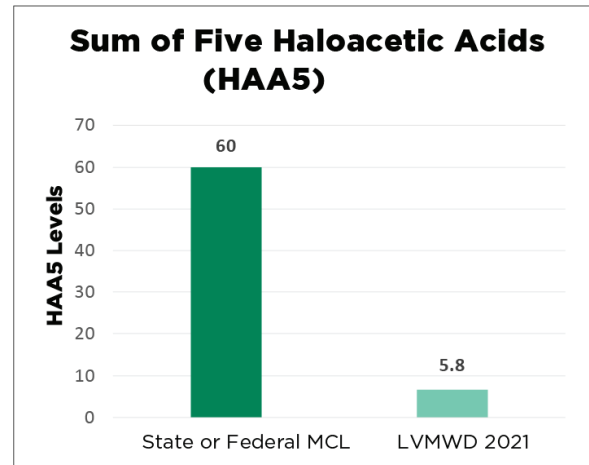
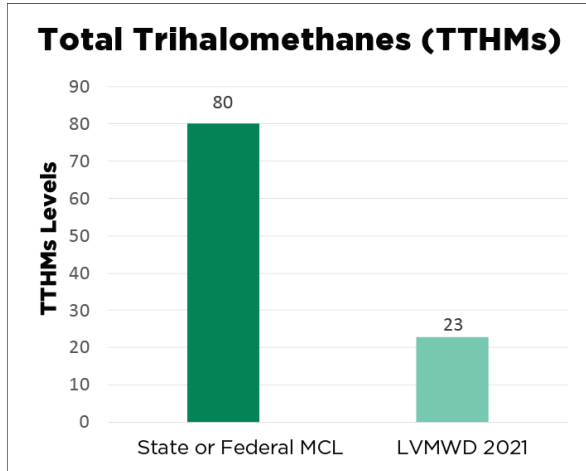
### INORGANIC CHEMICALS

Lead (g)	2021	ppb	15	0.2	5	4.8	33	1	N	House pipes internal corrosion; erosion of natural deposits	YES
Copper (g)	2021	ppm	1.3	0.3	0.05	0.22	33	0	N	House pipes internal corrosion; erosion of natural deposits	YES

### FOOTNOTES

(a)	Turbidity, a measure of cloudiness of the water, is an indicator of treatment performance. Turbidity was in compliance with the TT primary drinking water standard and the secondary drinking water standard of less than 5 NTU.											
(b)	Compliance is based on monthly samples from treatment plant effluents and the distribution system.											
(c)	MWD was in compliance with all provisions of the State's fluoridation system requirements.											
(d)	Compliance with the State and Federal MCLs is based on RAA or LRAA, as appropriate.											
(e)	PHG assigned for each individual THM. Health risk varies with different combinations and ratios of the other THMs in a particular sample.											
(f)	Positive SI = non-corrosive; tendency to precipitate and/or deposit scale on pipes. Negative SI = corrosive; tendency to dissolve calcium carbonate.											
(g)	Thirty-three (33) households were sampled in 2021 to determine the 90th percentile and none exceeded the action level.											
*	Monitoring required less than once per year. Data from most recent test used. Sample date 2/19/2020											

The graphs below easily illustrate the consistently high-quality water that LVMWD delivers to our customers. **None of the tests for water served to LVMWD customers exceeded the MCLs.**



## 11,000 TESTS ON 1,200 SAMPLES EVERY YEAR



Every year, LVMWD diligently executes extensive state-mandated testing for water quality constituents by collecting over 1,200 water samples, taken from the drinking water system, and conducts over 11,000 laboratory analysis, in a state-certified water quality lab, to ensure high-quality drinking water and public health. These tests are conducted by highly-trained and skilled professionals. This continuous and important routine ensures that our water is not only safe to drink but also is consistently the best it can be. Yet, 39% of customers that prefer bottled water drink it because they believe it is of higher quality than tap water. While bottled water companies are also required to conduct testing for water quality through the Food and Drug Administration, water utilities in California are required by the State Division of Drinking Water to undergo, arguably, the most stringent and comprehensive water quality testing in the United States, if not the world. LVMWD continues to meet or exceed all the standards for safe and high-quality drinking water as established by state mandates.



## LEARNING MORE ABOUT LEAD EXPOSURE

News stories have raised questions about the presence of lead in drinking water systems. LVMWD's water distribution system has no lead pipes. In compliance with monitoring requirements, the District tested for lead at 33 different locations throughout the service area. Results show that the levels of lead in LVMWD's water are well within state and federal guidelines.

In our region, lead in drinking water primarily comes from materials and components associated with home plumbing. These sources can include pipes, soldering materials used at pipe joints, and older fixtures such as faucets. If present, elevated levels of lead can cause serious health problems, especially for pregnant women and young children.

During 2020, LVMWD completed state mandated sampling and testing for lead at all 13 public schools within our service area. All schools passed and

tested below the limit for lead. In 2019, lead and copper tests were not requested by any schools.

When your water has been sitting for extended periods of time, you can minimize the potential for lead exposure by flushing your tap for 30 seconds to two minutes before using water for drinking or cooking. If you are concerned about lead in your water, you may wish to have your water tested.

**Information on lead in drinking water, testing methods, and steps you can take to minimize exposure is available from the Safe Drinking Water Hotline at (800) 426-4791 or at [epa.gov/safewater/lead](https://epa.gov/safewater/lead)**

## PFAS/PFOA - INFORMATION FOR OUR CUSTOMERS

**PFOA/PFOS ARE THE ONLY TWO KNOWN CARCINOGENS WITHIN THE PFAS FAMILY AND HAVE NOT BEEN FOUND IN LVMWD DRINKING WATER.**

Concerns over per- and polyfluoroalkyl substances, or "PFAS", have been in the news recently and LVMWD customers deserve to be in the know. Our commitment to transparency and the delivery of safe, high quality water remains at the forefront of our mission.

PFAS, first developed in the 1940's, are human-made substances commonly found in consumer products, such as non-stick pans, water resistant clothing, and food packaging. These substances are also present in firefighting foam, manufacturing industries, airports, and military facilities. They are considered extremely stable, meaning the compounds within the chemicals do not break down, lending them the name "forever chemicals".

As with just about anything, the prevalence of PFAS means that they eventually end up present in the environment. They are found in soil, air, surface and groundwater, wastewater, landfills, and even within the human body. While more than 7,800 types of PFAS have been discovered, perfluorooctanoic acid (PFOA) and perfluorooctanesulfonic acid (PFOS) are most

commonly found in the U.S. These substances are the only two known carcinogens within the PFAS family, and have **NOT been found in LVMWD drinking water.**

As you know, LVMWD purchases 100% of our water supply from MWD who delivers it from the Sierra mountain snowpack through 400 miles of pipes and aqueducts. After years of periodic testing and improvements in testing technology, MWD discovered one form of PFAS - perfluorohexanoic acid (PFHxA) - in the drinking water supply. This substance is **NOT** a known carcinogen and is not yet regulated in the U.S.

Legislation to regulate PFAS is currently in the works at both the state and federal levels. As testing and analytical methods continue to improve, so does our knowledge of these substances and their effects on humans. LVMWD is staffed with professionals who are committed to staying up to date on this information to ensure we continue to provide reliable water that meets or exceeds the strictest water quality standards in the nation. Our customers can rest assured knowing their taps deliver the highest quality water at the best value.

**Be sure to follow LVMWD on Facebook, Twitter @lvmwd and Instagram @LasVirgenes\_MWD to join the conversation.**

*Las Virgenes Municipal Water District provides potable water, wastewater treatment, recycled water and biosolids composting to more than 75,000 residents in the cities of Agoura Hills, Calabasas, Hidden Hills, Westlake Village, and unincorporated areas of western Los Angeles County.*

# ABOUT THE 2022 DROUGHT AND LVMWD'S RESPONSE

California is experiencing a historic and unprecedented drought. The drought is so severe that Las Virgenes Municipal Water District (LVMWD) has activated Stage 3 – Water Shortage Emergency of the Water Shortage Contingency Plan to ensure that our customers have enough water to meet their health and safety needs.



## STAGE 3 INCLUDES:

- **50% WATER REDUCTION** for customers' outdoor potable (drinking) water budgets
- **ONE-DAY-A-WEEK WATERING** for residential accounts
- **25% OUTDOOR REDUCTION** for recycled water budgets



*New one-day-per-week water restrictions are necessary for all customers as specified by the Metropolitan Water District of Southern California, effective June 1, 2022.*

## ADOPTING A LVMWD-FRIENDLY, WATER-EFFICIENT LIFESTYLE



With persistent drought conditions, we're asking our residents, business community, HOAs, schools, and visitors to help conserve our water. Being water conscious in and around our homes, businesses, schools and landscapes is a full-time state of mind.

## ONE DAY PER WEEK\* WATERING RESTRICTIONS

Day and time restrictions – *effective June 1, 2022.*

Street Addresses  
Ending in **ODD**  
Numbers



**THURSDAY**

Street Addresses  
Ending in **EVEN**  
Numbers



**TUESDAY**

## OUTDOOR WATER RESTRICTIONS AT A GLANCE



8 minutes per station for standard non-drip irrigation systems.



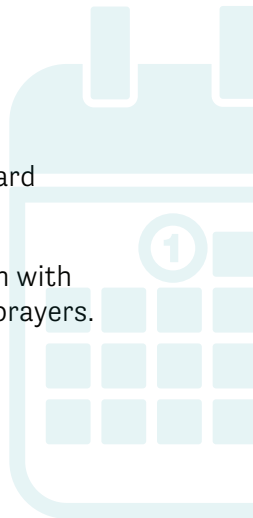
15 minutes maximum per station with high-efficiency nozzles/micro-sprayers.



Watering can only occur from 5 p.m. - 10 a.m.



Outdoor water budgets remain reduced by 50%.



**\*Certain exceptions apply.**  
Visit [LVMWD.com/DroughtResponse](http://LVMWD.com/DroughtResponse) for more information and updates.







## WATER FLOW RESTRICTORS

We must all work together to reduce our water use during this severe drought. This device will reduce the water flow from the meter serving a customer's property to help customers stay within their allotted water budget. Customers are responsible for additional fees for the installation/removal of a water flow restriction device.

## OUTDOOR WATER BUDGET RESTRICTIONS

Outdoor watering budgets were reduced by 50% effective May 1, 2022. Implementation of the assessment of penalties Stage 3 – Water Shortage Emergency is in effect. Customers that use more than 150% of their water budget are subject to penalties and enforcement actions and subject to a flow restrictor after 4 exceedances.

## WASTEFUL PRACTICE PENALTIES

Wasteful water uses and practices are subject to fines (see Permanent Water Use Practices).

**1<sup>ST</sup> VIOLATION** - Customers are notified in writing.  
*Subsequent violations within a 12-month period are subject to:*

**2<sup>ND</sup> VIOLATION** – \$100

**3<sup>RD</sup> VIOLATION** – \$200

**4<sup>TH</sup> VIOLATION** – \$500

**5<sup>TH</sup> VIOLATION** – District may install a flow restriction device or terminate service



Customers who repeatedly exceed 150% of their overall water budgets will be subject to the installation of a water flow restriction device.

## AVOID WATER PENALTIES

Customers should review their outdoor water budget routinely and adjust their outdoor watering schedule accordingly to avoid penalties.

## TRACK YOUR WATER USE

Track your water use by registering for WaterSmart at [LVMWD.com/AdvancedMeters](http://LVMWD.com/AdvancedMeters).





# RESIDENTIAL WATER BUDGETS

Each household is unique and uses water differently depending on the number of residents, parcel size, amount of landscaping, and limited special considerations. Therefore, LVMWD tailors water usage budgets to individual households while still achieving state-mandated water use regulations.

# COMMERCIAL CUSTOMER WATER BUDGETS

Water budgets for commercial customers are calculated based on an average of their past two years of use. They are also subject to penalties for exceeding 150% of their water budget.

## YOUR WATER BUDGET =



## MEETING WATER RESTRICTIONS

Watering must stay within your unique water budget and not create any runoff from landscaped areas:

WATER USE OR ACTIVITY	SPECIAL PROVISION(S)
Watering using a hand-held hose with an automatic shut-off nozzle, watering can or bucket of five gallons or less	Allowed any time. Hand watering is limited to trees and non-turf perennials. Hand watering of annual plantings or turf grass is permitted only on the designated day.
Drip irrigation systems	Allowed and exempt from one-day-per-week or run-time restrictions.
Outdoor Irrigation (sprinklers and other non-drip systems) for residential properties	Restricted to one-day-per-week maximum for accounts that use potable water to irrigate and 8 minutes maximum per "station" or irrigation zone, except that high-efficiency nozzles (i.e. micro sprayers) can run for 15 minutes.
Topping off swimming pools/ponds/other bodies of water that provide recreation, fish or wildlife habitat, or backup supply for fire suppression	Allowed as needed, but draining and refilling is prohibited. No water budget adjustments provided for draining and refilling due to prohibition. Use of pool covers is strongly encouraged to reduce evaporation loss. The initial filling of newly constructed swimming pools is allowed.
Maintenance of horse corrals	Allowed as needed, but water cannot run off from property.
Washing of livestock	Allowed as needed, but water cannot run off from property.
Maintenance of solar panels	Allowed cleaning once every six months using a hose with an automatic shut-off nozzle, but water cannot run off from property.
Establishment of new landscaping	Planting new landscaping is not recommended, and no water budget adjustment will be provided to any customer account type.



## PERMANENT WATER USE PRACTICES FOR ALL CUSTOMER CLASSES

- Irrigation is not allowed between the hours of 10 a.m. and 5 p.m.
- Irrigation may not occur during periods of rain or in the 48 hours following measurable rainfall.
- Irrigation may not run off the property into streets, gutters or onto adjacent properties.
- Using potable water to wash down sidewalks, parking areas and driveways is not permitted.
- A trigger nozzle is required on hoses used for home car washing.
- Fountains or water features must use a recirculating system.
- Hotels & motels must give multi-night guests the option to retain towels and linens during their stay.
- Restaurants may only serve water upon request.



## REBATES – SAVE WATER AND MONEY

LVMWD in partnership with the Metropolitan Water District of Southern California offers our customers several programs and resources to save water and money.

- Discounted weather based irrigation controllers with free professional installation
- Landscape Transformation Program
- Premium High-Efficiency Toilet
- High-Efficiency Clothes Washer
- Rain Barrel
- Rotating Sprinkler Heads
- Soil Moisture Sensor System



Visit [LVMWD.com/Conservation/Rebates](http://LVMWD.com/Conservation/Rebates) and [SocalWaterSmart.com](http://SocalWaterSmart.com) to learn more.

## CUSTOMER RECYCLED WATER PROGRAMS

Qualified residential customers of LVMWD or Triunfo Water & Sanitation District can get free recycled water to maintain:

- Trees and shrubs
- Decorative or vegetable gardens
- Lawn areas



Sign up, take an online training course, and then visit the Rancho Las Virgenes Composting Facility in Calabasas every Saturday from 8 a.m. to 1 p.m. to receive your recycled water. Satellite fill stations may be available in your neighbourhood.

## RECYCLED WATER RESTRICTIONS AND BUDGET REDUCTIONS

Outdoor water budgets for recycled water use are reduced by 25%. Irrigation using recycled water is allowed and not subject to one day per week or run-time restrictions, except water cannot runoff from landscaped areas and usage must stay within the water budget to avoid penalties.



## WILDFIRE PREVENTION

LVMWD staff is working with state and local elected officials, county fire agencies and other districts to secure additional water resources to help prevent and protect customers against wildfires during the drought. Visit [LVMWD.com/DroughtResponse](http://LVMWD.com/DroughtResponse) for updates.

**LVMWD's current outdoor watering restrictions are unprecedented, and lack of response by customers this summer could result in the restrictions being increased or a complete ban beginning September 01, 2022.**



## HELP A NEIGHBOR CONSERVE WATER

Often customers don't realize that they have an issue with their irrigation such as a broken or misaligned sprinkler head. If you see wasteful water use let us know at [stophthewaste@lvmwd.com](mailto:stophthewaste@lvmwd.com) with the information we need including the location and time you saw the problem.



[LVMWD.com](http://LVMWD.com)



[\(818\) 251-2100](tel:(818)251-2100)



[stophthewaste@lvmwd.com](mailto:stophthewaste@lvmwd.com)





4232 Las Virgenes Rd  
Calabasas, CA 91302

LVMWD CUSTOMER

## 2021 LVMWD WATER QUALITY REPORT PUBLISHED JUNE 2022

### WATER QUALITY - THE SAME IN ANY LANGUAGE

This report contains important information about your drinking water.  
Translate it or speak with someone who understands it.

#### SPANISH

Este informe contiene información muy importante sobre su agua potable.  
Tradúzcalo o hable con alguien que lo entienda bien.

#### HEBREW

הדו"ח הזה מכיל מידע חשוב לגבי מי השתייה שלך  
תרגם את הדו"ח או דבר עם מישהו שמבין אותו

#### FARSI

میتوانید این اطلاعیه را به زبان انگلیسی  
اطلاعیه ترجمه کنید، اگر می‌توانید. همچنین می‌توانید  
با کسی که می‌تواند این اطلاعیه را به فارسی  
ترجمه کند، صحبت کنید. این اطلاعیه شامل  
بعضی از نکات مهم است. لطفاً به این اطلاعیه توجه کنید.

#### CHINESE

这份报告中有些重要的信息，  
讲到关于您所在社区的饮用水的  
品质。请您找人翻译一下，或者  
请能看得懂这份报告的朋友给  
您解释一下。

#### JAPANESE

この資料には、あなたの飲料水  
についての大切な情報が書かれ  
ています。内容をよく理解する  
ために、日本語に翻訳して読む  
か説明を受けてください。

### FOR MORE INFORMATION

LVMWD encourages you to stay informed about your water. Sign up for eNotification at [LVMWD.com/eNotification](http://LVMWD.com/eNotification) to receive information on a variety of topics that interest you. Be sure to check the website frequently for timely information on water conservation and other topics.

The District publishes *The e-Current Flow* on our website at [LVMWD.com/e-Current-Flow](http://LVMWD.com/e-Current-Flow). The customer newsletter is also delivered with your bill.

The LVMWD Board of Directors meets at 9 a.m. on the first and third Tuesday of each month. These meetings are conducted at District Headquarters, 4232 Las Virgenes Rd., in Calabasas, and are open to the public and live streamed at [LVMWD.com/LiveStream](http://LVMWD.com/LiveStream)

If you wish to speak with someone about your water service please contact us at (818) 251-2200 or e-mail [Customer\\_Service@LVMWD.com](mailto:Customer_Service@LVMWD.com).

### ADDITIONAL INFORMATION ABOUT DRINKING WATER SAFETY AND STANDARDS CALIFORNIA ENVIRONMENTAL PROTECTION AGENCY - STATE WATER RESOURCES CONTROL BOARD

1001 I St.  
Sacramento, CA 95814  
(916) 449-5577  
[waterboards.ca.gov/tiny/pws.shtml](http://waterboards.ca.gov/tiny/pws.shtml)

#### U.S. ENVIRONMENTAL PROTECTION AGENCY (USEPA)

Office of Ground and Drinking Water  
401 M St., SW  
Washington, DC 20460  
(800) 426-4791  
[epa.gov/safewater](http://epa.gov/safewater)

#### U.S. CENTER FOR DISEASE CONTROL AND PREVENTION

1600 Clifton Rd.  
Atlanta, GA 30333  
(800) 311-3435  
[cdc.gov](http://cdc.gov)