

# Joint Powers Authority Third Quarter Financial Review March 31, 2021

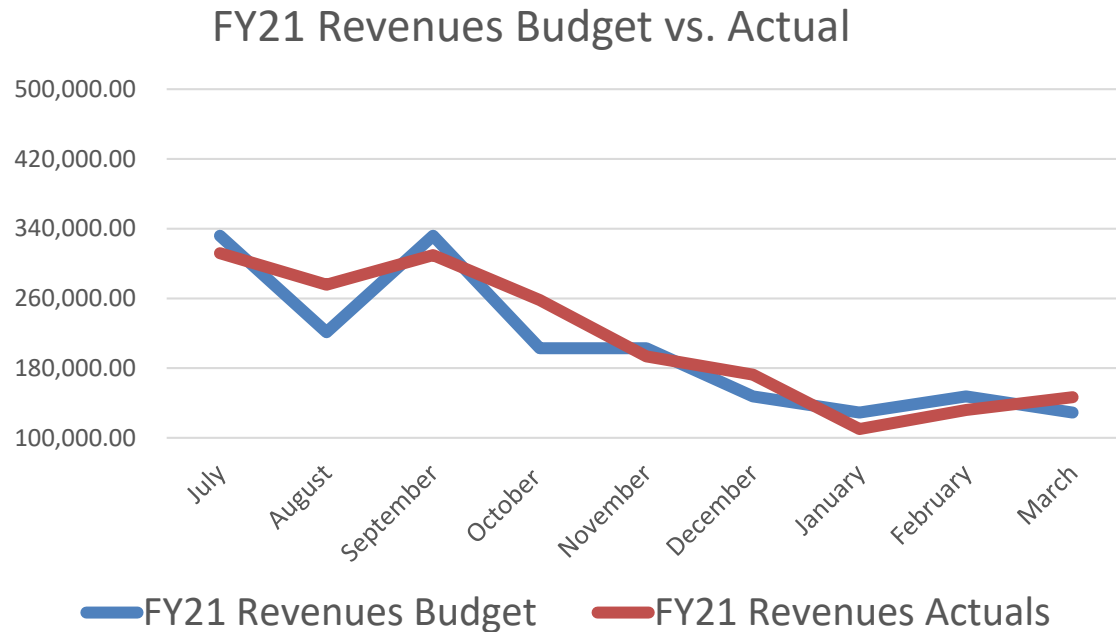


Las Virgenes – Triunfo  
Joint Powers Authority



# Budget vs. Actual

- Total Operating Revenues were 3.6% higher than budget. Primarily due to higher than budgeted recycled water sales.



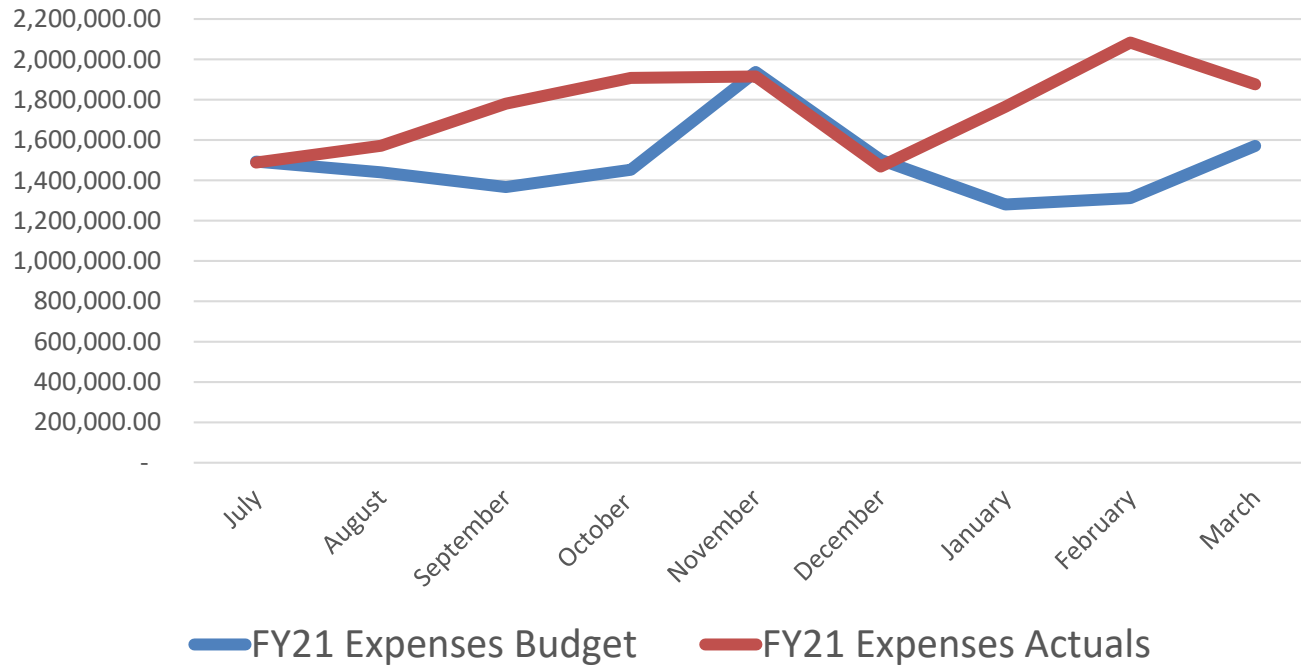
Las Virgenes – Triunfo  
Joint Powers Authority



# Budget vs. Actual

- Total Operating Expenses were 18.7% higher than budgeted.

FY21 Expenses Budget vs. Actual



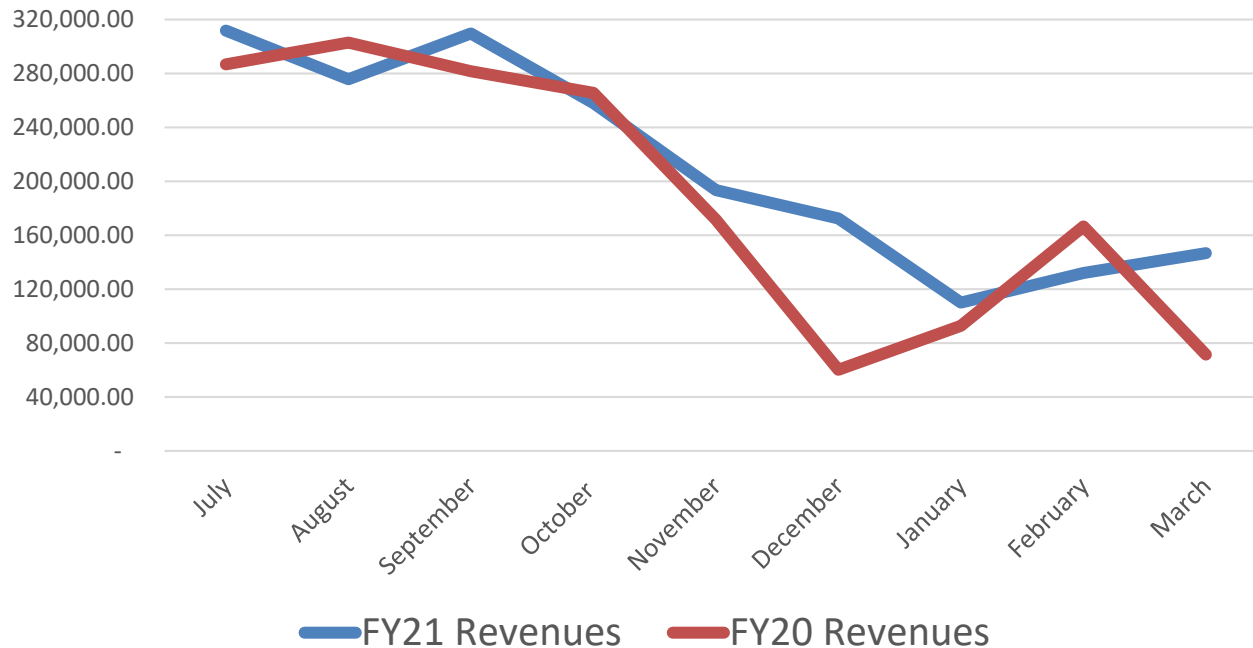
Las Virgenes – Triunfo  
Joint Powers Authority



# FY21 vs. FY20

- Total Operating Revenues were 12.4% higher in FY21 than FY20.

Operating Revenues Actual FY20 vs. FY21



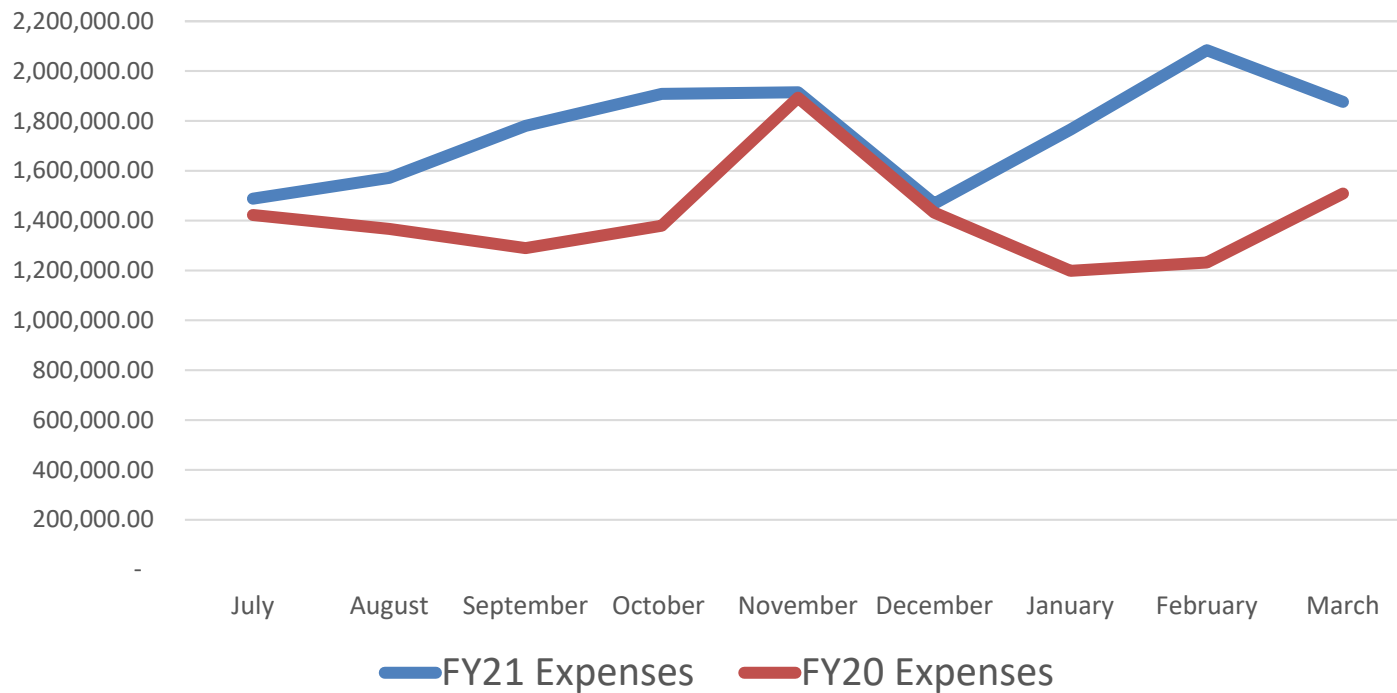
Las Virgenes – Triunfo  
Joint Powers Authority



# FY21 vs. FY20

- Total Operating Expenses were 24.63 % higher in FY21 than FY20 primarily due to the inclusion of operating expenses for the Pure Water Demonstration Plant, increased labor allocations, increased energy costs, and increased pumping costs.

Operating Expenses Actual FY20 vs. FY21



Las Virgenes – Triunfo  
Joint Powers Authority



# Comparison to Prior Year and Budget

	Prior Year (FY 19-20)	Budget (FY 20-21)	Actual (FY 20-21)
<b>Operating Revenues</b>	<b>\$1,699,559</b>	<b>\$1,843,942</b>	<b>\$1,909,994</b>
<b>Operating Expenses</b>	<b>\$12,722,964</b>	<b>\$13,355,895</b>	<b>\$15,856,208</b>
<b>Capital Project Expenses</b>	<b>\$3,234,758</b>	<b>\$14,826,410</b>	<b>\$3,118,956</b>
<b>Net (Uses) of Funds</b>	<b>(\$14,258,163)</b>	<b>(\$26,338,363)</b>	<b>(\$17,065,171)</b>



Las Virgenes – Triunfo  
Joint Powers Authority



# Share of Net Uses of Funds

	<b>FY 19-20 Actual YTD</b>	<b>FY 20-21 Budget YTD</b>	<b>FY 20-21 Actual YTD</b>
<b>Net Uses of Funds</b>	<b>\$14,258,163</b>	<b>\$26,338,363</b>	<b>\$17,065,171</b>
<b>LV Share</b>	<b>\$10,066,263</b>	<b>\$18,111,566</b>	<b>\$11,778,455</b>
<b>TWSD Share</b>	<b>\$4,191,900</b>	<b>\$8,226,798</b>	<b>\$5,286,716</b>



Las Virgenes – Triunfo  
Joint Powers Authority



# Joint Powers Authority Proposed Budget Fiscal Years 2021-22



Las Virgenes – Triunfo  
Joint Powers Authority





# FY 2021-22 Budget

- The second year of a two-year budget
- The goal was to have minimal changes from the approved Fiscal Year 2020-22 Budget Plan



Las Virgenes – Triunfo  
Joint Powers Authority



# Changes to Operating Budget

<u>Explanation/Description</u>	<u>Budget Increase/Decrease</u>
Demo Plant: Additional lab sampling	150,000.00
Demo Plant: Outside services additional testing	100,000.00
Demo Plant: Lighting needed downstairs chemical storage area and control room	50,000.00
Tapia balancing pond construction joint repair	35,000.00
Pure Water Project Program Manager- New Position (Portion anticipated to be charged to CIP)	237,600.00
	<hr/>
	<b>572,600.00</b>



Las Virgenes – Triunfo  
Joint Powers Authority



# Changes to Capital Improvement Projects

<u>CIP Project Number</u>	<u>Explanation/Description</u>	<u>Total Project Increase (Decrease)</u>
New CIP	Rancho Solar and Battery	218,500.00
10739	Rancho Gen. Study	(68,500.00)
10742	Lift Station Improvements	(150,000.00)
New CIP	Refurbish Centrifuge #1	100,000.00
10745	003 DISCHARGE POINT REHABILITATION	(100,000.00)
201854	Tapia Influent Pump Replacement	(396,000.00)
10668	Rancho Storm Water Diversion	(264,402.00)
201862	Rancho Valve in Street Replacement	(253,500.00)
10667	Tapia Headworks White Room	13,948.48
10635	Pure Water Project	(2,000,000.00)

---

\$ **(2,899,953.52)**

---



Las Virgenes – Triunfo  
Joint Powers Authority



# Recommendations

- Provide Input on the Preliminary Budget Changes



Las Virgenes – Triunfo  
Joint Powers Authority

