



LAS VIRGENES MUNICIPAL WATER DISTRICT
4232 Las Virgenes Road, Calabasas, CA 91302

AGENDA
REGULAR MEETING

Members of the public wishing to address the Board of Directors are advised that a statement of Public Comment Protocols is available from the Clerk of the Board. Prior to speaking, each speaker is asked to review these protocols and **MUST** complete a speakers' card and hand it to the Clerk of the Board. Speakers will be recognized in the order cards are received.

The Public Comments agenda item is presented to allow the public to address the Board on matters not on the agenda. The public may present comments on any agenda item at the time the item is called upon for discussion.

Materials prepared by the District in connection with subject matter on the agenda are available for public inspection at 4232 Las Virgenes Road, Calabasas, CA 91302. Materials prepared by the District and distributed to the Board during this meeting are available for public inspection at the meeting or as soon thereafter as possible. Materials presented to the Board by the public will be maintained as part of the records of these proceedings and are available upon written request to the Clerk of the Board.

5:00 PM

August 14, 2018

PLEDGE OF ALLEGIANCE

- 1 **CALL TO ORDER AND ROLL CALL**
- 2 **APPROVAL OF AGENDA**
- 3 **PUBLIC COMMENTS**

Members of the public may now address the Board of Directors **ON MATTERS NOT APPEARING ON THE AGENDA**, but within the jurisdiction of the Board. No action shall be taken on any matter not appearing on the agenda unless authorized by Subdivision (b) of Government Code Section 54954.2

4 **CONSENT CALENDAR**

- A **List of Demands: August 14, 2018 (Pg. 4)**
Ratify
- B **Minutes: Regular Meeting of July 24, 2018 (Pg. 40)**
Approve
- C **Directors' Per Diem: July 2018 (Pg. 49)**
Ratify

5 **ILLUSTRATIVE AND/OR VERBAL PRESENTATION AGENDA ITEMS**

- A **60th Anniversary Recognition of Partner in Service: California State Parks**
- B **The Rise of Social Media as a Primary Means of Communication**
- C **Legislative and Regulatory Updates**
- D **Water Supply Conditions Update (Pg. 55)**

6 **TREASURER**

7 **FACILITIES AND OPERATIONS**

- A **Las Virgenes Reservoir Inundation Study and Emergency Action Plan: Approval of Scope Change (Pg. 57)**
Authorize the General Manager to execute a change in scope for the professional services agreement with Mead & Hunt, Inc., in the amount of \$18,260, to address comments by the Division of Safety of Dams and Governor's Office of Emergency Services on the updated inundation map and Emergency Action Plan for Las Virgenes Reservoir.

8 **INFORMATION ITEMS**

- A **2019 ACWA/JPIA Medical Insurance Premiums (Pg. 63)**
- B **GFOA Award for Popular Annual Financial Report (Pg. 66)**

9 **NON-ACTION ITEMS**

- A **Organization Reports**
 - (1) MWD Representative Report/Agenda(s)
 - (2) Other
- B **Director's Reports on Outside Meetings**
- C **General Manager Reports**

(1) General Business

(2) Follow-Up Items

D Director's Comments

10 **FUTURE AGENDA ITEMS**

11 **PUBLIC COMMENTS**

Members of the public may now address the Board of Directors **ON MATTERS NOT APPEARING ON THE AGENDA**, but within the jurisdiction of the Board. No action shall be taken on any matter not appearing on the agenda unless authorized by Subdivision (b) of Government Code Section 54954.2

12 **CLOSED SESSION**

A **Conference with District Counsel – Existing Litigation (Government Code Section 54956.9(a)):**

Tiffany Wright v. Las Virgenes Municipal Water District

13 **OPEN SESSION AND ADJOURNMENT**

Pursuant to Section 202 of the Americans with Disabilities Act of 1990 (42 U.S.C. Sec. 12132), and applicable federal rules and regulations, requests for a disability-related modification or accommodation, including auxiliary aids or services, in order to attend or participate in a meeting, should be made to the Executive Assistant/Clerk of the Board in advance of the meeting to ensure availability of the requested service or accommodation. Notices, agendas, and public documents related to the Board meetings can be made available in appropriate alternative format upon request.

LAS VIRGENES MUNICIPAL WATER DISTRICT

To: LEE RENGER, TREASURER

Payments for Board Meeting of: August 14, 2018

Deputy Treasurer has verified that all checks and wire transfers were issued in conformance with LVMWD Administrative Code Section 2-6.203.

Wells Fargo Bank A/C No. 4806-994448

Checks Nos. 79507 through 79663 were issued in the total amount of \$ 548,965.12

Payments through wire transfers as follows:


7/31/2018 Metropolitan Water District Payment for water deliveries in the month of May 2018 \$ 1,625,014.03
Sub-Total Wires \$ 1,625,014.03

Total Payments \$ 2,173,979.15

(Reference is hereby to these demands on file in the District's Check Register and by this reference the same is incorporated herein and made a part hereof.)

**CHECK LISTING FOR BOARD MEETING
08/14/18**

Company Name	Company No.	Check No.	Check No.	Check No.	Total
		79507 thru 79571 07/24/18	79572 thru 79625 07/31/18	79626 thru 79663 08/07/18	
		Amount	Amount	Amount	
Potable Water Operations	101	11,381.70	11,681.82	21,491.18	44,554.70
Recycled Water Operations	102				-
Sanitation Operations	130		66,611.00	196.69	66,807.69
Potable Water Construction	201	212.50			212.50
Water Conservation Construction	203				
Sani- Construction	230				
Potable Water Replacement	301	8,515.56	2,230.00	23,127.52	33,873.08
Reclaimed Water Replace	302				-
Sanitation Replacement	330				
Internal Service	701	77,111.66	36,902.16	34,974.58	148,988.40
JPA Operations	751	116,216.54	41,705.30	49,234.64	207,156.48
JPA Construction	752				
JPA Replacement	754	2,266.00	43,586.27	1,520.00	47,372.27
Total Printed		215,703.96	202,716.55	130,544.61	548,965.12
Voided Checks/ payment stopped:					
Net Total		215,703.96	202,716.55	130,544.61	548,965.12



MWD
METROPOLITAN WATER DISTRICT OF SOUTHERN CALIFORNIA
 700 North Alameda Street
 Los Angeles, CA, 90012-2944

INVOICE

Billed To:
 Las Virgenes Municipal Water District



Service Address
 4232 Las Virgenes Road
 Calabasas, CA 91302

May 2018	Page No. 1 of 1
Mailed: 06/08/2018	Due Date: 07/31/2018
Invoice Number: 9385	Revision: 0

NOTICE
 The MWD Administrative Code Section 4507 and 4508 require that payment must be made in "Good Funds" by the due date or the payment will be considered delinquent and an additional charge shall be assessed.

DELIVERIES	Volume (AF)
Total Water Treated Delivered	1,451.8
Total Water Untreated Delivered	

SALES	Type	Volume (AF)	Rate (\$ /AF)	Total (\$)
Full Service	Tier 1 Supply Rate	1,451.8	\$209.00	\$303,426.20
	System Access Rate	1,451.8	\$299.00	\$434,088.20
	Water Stewardship Rate	1,451.8	\$55.00	\$79,849.00
	System Power Rate	1,451.8	\$132.00	\$191,637.60
	Treatment Surcharge	1,451.8	\$320.00	\$464,576.00
SUBTOTAL				\$1,473,577.00

OTHER CHARGES AND CREDITS	Rate (\$ /AF)	
Capacity Charge(Payment Schedule: M)	\$33,422.50	
Readiness To Serve Charge(Payment Schedule: M)	\$118,014.53	
SUBTOTAL		\$151,437.03

ADDITIONAL INFORMATION	Volume (AF)	Tier1 %	Peak Day	Flow (CFS)
Capacity Charge			5/30/2014	46.1
Purchase Order Firm Delivery To Date (Jan 2015 to Dec 2024)	63,675.8			
Tier 1 Annual Limit (For Current Calendar Year)	24,359.0			
Tier 1 YTD Deliveries (For Current Calendar Year)	5,321.9	21.8		
Tier 1 Current Month Deliveries	1,451.8			
Purchase Order Commitment (Jan 2015 to Dec 2024)	162,390.0			

INVOICE TOTAL

Volume AF
1,451.8

Amount Now Due
\$1,625,014.03

Note: Amount Due is based on highlighted fields

Approved for Payment
David R. Lippman
 6/12/18
 David R. Lippman

Approved for Payment
David W. Pedersen
 David W. Pedersen, P.E.

P A I D
 Wired @ 7/31/18
 JC 6

Batch Number - 264172
Bank Account - 00146807 Cash-General

Payment Number	Payment Date	Address Number	Name	Payment Stub Message	Document		Key	Amount	Invoice Number
					Ty	Number			
79507	07/24/18	9057	AGOURA HILLS/CALABAS AS COMMUNITY CENTER	TRUNK-OR-TREA T SPONSOR	PV	159202	001 00701	500.00	103118
79508	07/24/18	3077	AIRGAS USA, LLC	Payment Amount JUN'18	PV	159090	001 00701	1,021.49	9954713561
				CYLINDER RENT					
				TIP GOUGINGS	PV	159146	001 00701	34.85	9077746997
			Alt Payee 6658 AIRGAS USA, LLC P. O. BOX 7423 PASADENA CA 91109-7423						
79509	07/24/18	19993	ALEXANDER'S CONTRACT SERVICES, INC.	Payment Amount 6/4-6/29/18	PV	159139	001 00701	16,089.16	101738
				MTR READS					
79510	07/24/18	2869	AT&T	Payment Amount SRV 7/7-8/6/18	PV	159171	001 00101	67.26	0123/070718
				SRV 7/7-8/6/18	PV	159172	001 00101	201.36	2045/070718
				SRV 7/7-8/6/18	PV	159173	001 00101	406.76	2043/070718
				SRV 7/5-8/4/18	PV	159174	001 00101	159.31	9054/070518
				SRV 7/5-8/4/18	PV	159175	001 00701	789.66	9065/070518
				SRV 7/7-8/6/18	PV	159245	001 00101	33.12	0124/070718
79511	07/24/18	20424	AT&T	Payment Amount RLV CO GEN DSL 7/11-8/10/18	PV	159258	001 00751	1,657.47	5778/071018
				Payment Amount LONG DIST 6/1-7/1/18	PV	159119	001 00701	55.00	806368136/070418
				LONG DIST 6/1-7/1/18	PV	159119	002 00701	7.39	806368136/070418
				LONG DIST 6/1-7/1/18	PV	159119	003 00701	2.30	806368136/070418

Batch Number - 264172

Bank Account - 00146807 Cash-General

Payment Number	Date	Address Number	Name	Payment Stub Message	Document		Key Co	Amount	Invoice Number
					Ty	Number			
78513	07/24/18	16253	AT&T MOBILITY	LONG DIST	PV	159119	004 00701	1.04	806368136/070
				6/1--7/1/18				418	
				Payment Amount				18.03	
				WIRELESS SRV	PV	159117	001 00701	183.30	9332/070318
				6/4--7/3/18					
				WIRELESS SRV	PV	159117	002 00701	20.42	9332/070318
				6/4--7/3/18					
				WIRELESS SRV	PV	159117	003 00701	43.23	9332/070318
				6/4--7/3/18					
				WIRELESS SRV	PV	159117	004 00701	411.64	9332/070318
				6/4--7/3/18					
				WIRELESS SRV	PV	159117	005 00701	32.74	9332/070318
				6/4--7/3/18					
				WIRELESS SRV	PV	159117	006 00701	85.70	9332/070318
				6/4--7/3/18					
				WIRELESS SRV	PV	159117	007 00701	43.23	9332/070318
				6/4--7/3/18					
				WIRELESS SRV	PV	159117	008 00701	14.15	9332/070318
				6/4--7/3/18					
				WIRELESS SRV	PV	159117	009 00701	6.07	9332/070318
				6/4--7/3/18					
				WIRELESS SRV	PV	159117	010 00701	85.70	9332/070318
				6/4--7/3/18					
				WIRELESS SRV	PV	159117	011 00701	350.05	9332/070318
				6/4--7/3/18					
				WIRELESS SRV	PV	159117	012 00701	15.44	9332/070318
				6/4--7/3/18					
				WIRELESS SRV	PV	159117	013 00701	86.46	9332/070318
				6/4--7/3/18					
				WIRELESS SRV	PV	159117	014 00701	435.73	9332/070318
				6/4--7/3/18					
				WIRELESS SRV	PV	159117	015 00701	8.58	9332/070318
				6/4--7/3/18					
				WIRELESS SRV	PV	159117	016 00701	20.22	9332/070318
				6/4--7/3/18					
				WIRELESS SRV	PV	159117	017 00701	147.80	9332/070318
				6/4--7/3/18					
				WIRELESS SRV	PV	159117	018 00701	150.86	9332/070318
				6/4--7/3/18					
				WIRELESS SRV	PV	159117	019 00701	91.85	9332/070318
				6/4--7/3/18					

Batch Number - 264172
Bank Account - 00146807 Cash-General

Payment Number	Payment Date	Address Number	Name	Payment Stub Message	Ty	Document Number	Key	Amount	Invoice Number
Number	Date	Number				Number	Item Co		Number
79514	07/24/18	18654	AT&T TELECONFERENC E SERVICES	Payment Amount CONF CALLS-JUNE'18	PV	159176	001 00701	55.13	807-012852
								2,233.17	
				CONF CALLS-JUNE'18	PV	159176	002 00701	19.82	807-012852
				CONF CALLS-JUNE'18	PV	159176	003 00701	125.92	807-012852
				Payment Amount P/E 6/30 FED LOBBYING	PV	159097	001 00701	5,000.00	825391
			BEST BEST & KRIEGER LLP	P/E 6/30 ST LOBBYING	PV	159098	001 00701	5,000.00	825392
				Payment Amount 1.99 TN PVG MTRL	PV	159150	001 00701	149.83	1236608
			BLUE DIAMOND MATERIALS	Payment Amount SALES/USE TAX-QE063018	PV	159204	001 00701	7,061.00	097-817885/06 3018
79517	07/24/18	2964	CA DEPARTMENT OF TAX&FEE ADMINISTRATIO N	Payment Amount JUL '18 OP SITE VISIT	PV	159136	001 00701	105.00	62945
79519	07/24/18	20655	CALIFORNIA HAZARDOUS SERVICES, INC.	Payment Amount P/E 6/30 TWRF REHAB	PV	159145	001 00701	2,266.00	66588
79520	07/24/18	18992	CANNON CORPORATION CDW GOVERNMENT	Payment Amount CABLES-CMPTR ROOM CABLES-CMPTR ROOM	PV	159200	001 00701	284.70	NGR2274
				Payment Amount JUL '18 WTR TRMNT	PV	159147	001 00701	607.68	NHG1215 2627190
								467.02	
79521	07/24/18	18960	Alt Payee 19010 CDW GOVERNMENT 75 REMITTANCE DR., SUITE 1515 CHICAGO IL 60675-1515 CIEMTREAT, INC.	Payment Amount JUL '18 WTR TRMNT	PV	159147	001 00701	607.68	2627190

Batch Number - 264172
Bank Account - 00146807 Cash-General

Payment Number	Payment Date	Address Number	Name	Payment Stub Message	Ty	Document Number	Key Item Co	Amount	Invoice Number
79522	07/24/18	18506	COAST TO COAST COMPUTER PRODUCTS	Payment Amount TONER CARTRIDGES	PV	159231	001 00701	3,755.50	A1842533
								607.68	
79523	07/24/18	4586	CONSOLIDATED ELECTRICAL DISTRIBUTORS	Payment Amount ELECT FITTINGS	PV	159207	001 00701	112.34	9009-772043
								3,755.50	
79524	07/24/18	20624	CONTRACTOR COMPLIANCE & MONITORING, INC.	Payment Amount JUN'18 LABOR COMPLC SVC	PV	159089	001 00701	212.50	10129
								698.38	
79525	07/24/18	2601	DELL COMPUTER CORP	Payment Amount PRW EDGE R6415 SRVR	PV	159142	001 00701	8,515.56	10252198325
								212.50	
			Alt Payee 7819 DELL MARKETING LP P.O. BOX 910916 PASADENA CA 91110-0916						
79526	07/24/18	19033	DENOVO VENTURES, LLC	Payment Amount AUG'18 DIST RCVRY	PV	159137	001 00701	4,592.00	52970
								8,515.56	
79527	07/24/18	11330	DIAL SECURITY	Payment Amount 6/18 IT RM SEC SRV 6/18 HQ SEC SRV 6/18 HQ LIBBY SEC SRV 6/18 TAPIA SEC SRV 6/18 RLV SEC SRV 6/18 RLV-FARM SEC SRV 6/18 WLK SEC SRV	PV	159221	001 00701	57.00	326406
								4,592.00	
								230.00	326400
								50.00	326407
								45.00	326401
								80.00	326402
								35.00	326403
								70.00	326404

Batch Number - 264172
Bank Account - 00146807 Cash-General

Payment Number	Payment Date	Address Number	Name	Payment Stub Message	Document		Key	Amount	Invoice Number
					Ty	Number			
				6/18 WLK P/S SEC SRV	PV	159229	001 00701	35.00	326405
				805 AREA CODE PRGM-HQ	PV	159230	001 00701	15.00	327349
				PRGM 805 AREA CODE-RLV	PV	159246	001 00751	15.00	329527
				7/18 SEC SRV	PV	159247	001 00701	57.00	328515
				7/18 SEC SRV	PV	159248	001 00701	230.00	328509
				7/18 SEC SRV	PV	159249	001 00701	50.00	328516
				7/18 SEC SRV	PV	159250	001 00751	45.00	328510
				7/18 SEC SRV	PV	159251	001 00751	80.00	328511
				7/18 SEC SRV	PV	159252	001 00751	35.00	328512
				7/18 SEC SRV	PV	159253	001 00101	70.00	328513
				7/18 SEC SRV	PV	159254	001 00101	35.00	328514
79528	07/24/18	20974	ELITE SHEET METAL & RAIN GUTTER COMPANY	Payment Amount CO#1-METALWO OD FACIA	PV	159219	001 00701	4,800.00	302782
								1,234.00	
				FNL PMT-RAIN GTR@RLV	PV	159244	001 00701	61,889.66	302794
				Payment Amount				66,689.66	
79529	07/24/18	14591	EMISSION COMPLIANT CONTROLS CORP.	EMSSN TEST 6/6/2018	PV	159243	001 00701	1,379.00	PSO4251
				Payment Amount				1,379.00	
				EMISSION COMPLIANT CONTROLS CORP. P. O. BOX 16727 IRVINE CA 92623-6727					
				Payment Amount				1,379.00	
79530	07/24/18	4943	ENVICOM CORPORATION	SOLAR GEN MND 5/26--6/25	PV	159148	001 00701	638.60	00014345
				Payment Amount				638.60	
79531	07/24/18	18815	FASTENAL COMPANY	JUNE BIN STOCK	PV	159191	001 00751	1,411.01	CACHA30338
				CR-CACHA22583	PD	159192	001 00751	148.96-	CACHA25666
				Payment Amount				1,262.05	

Batch Number - 264172
Bank Account - 00146807 Cash-General

Payment Number	Payment Date	Address Number	Name	Payment Stub Message	Document Ty	Document Number	Key Item	Key Co	Amount	Invoice Number
79532	07/24/18	2655	FERGUSON ENTERPRISES	COPPER/SEWER PIPE	PV	159233	001	00701	1,113.08	0640095
Alt Payee 3207 FERGUSON ENTERPRISES, INC. #1083 P. O. BOX 740827 LOS ANGELES CA 90074-0827										
79533	07/24/18	15704	GARY FIELDS	Payment Amount EXP-ESR1CONF 7/8-7/13	PV	159188	001	00701	2,121.56	071318
79534	07/24/18	19397	FIRST CHOICE SERVICES	Payment Amount HQ COFFEE SUPPLIES OPS COFFEE SUPPLIES RLV COFFEE SUPPLIES TAPIA COFFEE SUPPLIES WLK COFFEE SUPPLIES	PV	159102	001	00701	167.20	310164
					PV	159103	001	00701	53.18	310165
					PV	159105	001	00701	42.56	310166
					PV	159106	001	00701	131.08	310167
					PV	159107	001	00701	27.18	310688
79535	07/24/18	4971	FUGRO USA LAND, INC.	Payment Amount P/E 6/21 QTRLY MNTG LRNZO	PV	159096	001	00701	2,526.25	04.62150074-1 8
Alt Payee 6803 FUGRO USA LAND, INC. P. O. BOX 301083 DALLAS TX 75303-1083										
79536	07/24/18	2701	GRAINGER, INC.	Payment Amount VAC GAUGES	PV	159195	001	00101	215.32	9768294473
					PV	159216	001	00701	407.23	9836706367
					PV	159217	001	00701	52.89	9837863662
					PV	159234	001	00701	229.10	9836197854
					PV	159255	001	00751	600.20	9816566005
					PV	159256	001	00751	594.41	9823237731
					PD	159257	001	00751	594.41	9835393258
										RET-398165660 05

Alt Payee 5453 GRAINGER, INC.
DEPT 805178142

Batch Number - 264172

Bank Account - 00146807 Cash-General

Payment Number	Payment Date	Address Number	Name	Payment Sub Message	Document	Key	Amount	Invoice Number
Number	Date	Number	Name	Message	Number	Co	Amount	Number
PALATINE IL 60038-0001								
79537	07/24/18	19548	GRM INFORMATION MANAGEMENT SERVICES-CA	JUL'18 RECORDS STORAGE	PV 159091	001 00701	1,504.74 124.40	0361475
79538	07/24/18	16659	HARRIS COMPUTER CORPORATION	JUL'18 RECORDS STORAGE	PV 159092	001 00701	316.32 440.72 900.00	0361476 HCC02828
79539	07/24/18	16809	ICTUS CONSULTING, LLC	REG- CIS CONF 10/31-11/2	PV 159138	001 00701	3,445.00	LVMWD-201806
79540	07/24/18	4144	INTERSTATE BATTERY SYSTEMS	REG- CIS CONF 10/31-11/2	PV 159190	001 00701	900.00	HCC02815
79541	07/24/18	20823	INVOICE CLOUD INC.	JUN'18 REC MGMT	PV 159149	001 00701	553.63	30236699
79542	07/24/18	21070	ANDREA KAJGANIC	BATTERIES-HQ E-GEN	PV 159187	001 00701	2,046.95	071318
79543	07/24/18	20584	KAMBRIAN CORPORATION	ONLN BILL PMT-JUN'18	PV 159140	001 00701	4,094.50	964-2018_6
79544	07/24/18	17447	KONECRANES INC.	EXP-ESRI CONF 7/8-7/13	PV 159203	001 00701	297.00	KI-1924
				(3) MICROSOFT OFF365 1YR	PV 159197	001 00101	592.38	NLA001024894
				QTRLY CRANE SRV	PV 159197	002 00101	592.38	NLA001024894
				QTRLY CRANE SRV	PV 159197	003 00101	592.37	NLA001024894
				QTRLY CRANE SRV	PV 159197	004 00101	592.37	NLA001024894

Batch Number - 264172

Bank Account - 00146807 Cash-General

Payment Number	Payment Date	Address Number	Name	Payment Stub Message	Document Ty	Document Number	Key Item Co	Amount	Invoice Number
79545	07/24/18	2611	LA DWP	Payment Amount	PV	159213	001 00101	39.19	503850/071618
				RECTIFIER					
				6/13-7/16/18					
				RECTIFIER	PV	159214	001 00101	43.88	017698/071318
				6/12-7/12/18					
				Payment Amount				83.07	
79546	07/24/18	3352	LAS VIRGENES MUNICIPAL WATER DISTRICT	MORRSN P/S	PV	159177	001 00751	19.08	0331/070418
				5/30-6/28/18					
				IND HILLS	PV	159178	001 00751	19.08	0558/070418
				5/30-6/28/18					
				BD#7/RW	PV	159179	001 00701	156.85	2655/070418
				5/29-6/26/18					
				BD#8/RW	PV	159180	001 00701	210.16	2652/070418
				5/29-6/26/18					
				BD#8/RECL	PV	159181	001 00701	158.42	2646/070418
				5/29-6/26/18					
				RWPS	PV	159182	001 00701	116.22	2645/070418
				5/29-6/26/18					
				JED SMTH P/S	PV	159183	001 00101	41.25	0254/071118
				6/6-7/6/18					
				Payment Amount				721.06	
79547	07/24/18	15934	MEASUREMENT TECHNOLOGIES, INC	PRESSURE GAUGE	PV	159196	001 00751	310.58	1179572
				Payment Amount				310.58	
79548	07/24/18	2835	MODERN TOOL CO	6 SS WEAR RINGS	PV	159099	001 00701	4,021.23	54687
				SET SCREW	PV	159100	001 00701	1,680.00	54689
				STEEL GEARS	PV	159101	001 00701	1,400.75	54688
				8 SS CONCTIVITY PINS					
				Payment Amount				7,101.98	
79549	07/24/18	2842	NAPAAUTO PARTS	BLUE DEF/REFLECT TAPE	PV	159209	001 00701	169.66	4206-392665
				BTTY-#880 & LV2	PV	159210	001 00701	251.90	4206-393639
				CR	PD	159211	001 00701	57.92	4206-394142

Batch Number - 264172
Bank Account - 00146807 Cash-General

Payment Number	Payment Date	Address Number	Name	Payment Stub Message	Document Ty	Document Number	Key Ltm	Key Co	Amount	Invoice Number
79550	07/24/18	20772	NATIONAL PAYMENT CORP.	Payment Amount APR'18 ELECT PAYSTUBS	PV	159143	001	00701	66.59	33813
				JUN'18 ELECT PAYSTUBS	PV	159144	001	00701	70.99	722884
79551	07/24/18	2302	OFFICE DEPOT	Payment Amount PAPER, TONER, S UPPLIES	PV	159083	001	00701	817.14	148540524001
				ERASE BOARD	PV	159084	001	00701	106.20	158177339001
				PENDAFLEX	PV	159085	001	00701	40.29	158177340001
				POCKET FLDRS	PV	159086	001	00701	360.26	158174942001
				PAPER & SUPPLIES	PV	159087	001	00701	15.26	158174942002
				ENVELOPES	PV	159184	001	00751	1,876.69	151199959001
				(5) WORKPRO CHAIRS	PV	159185	001	00701	451.55	148090921001
				ZIPPED PADFOLIOS	PV	159093	001	00701	3,667.39	2531509
79552	07/24/18	16372	OLIN CORPORATION - CHLOR ALKALI	Payment Amount 4,966 GAL HYPOCHLORITE	PV	159093	001	00701	3,067.52	2534067
				4,502 GAL HYPOCHLORITE	PV	159094	001	00701	2,780.91	2535492
				4,710 GAL HYPOCHLORITE	PV	159095	001	00701	2,909.39	
				Alt Payee 16373 OLIN CORPORATION - CHLOR ALKALI P.O. BOX 402766 ATLANTA GA 30384-2766						
79553	07/24/18	2871	PACIFIC COAST BOLT	Payment Amount BOLTS	PV	159218	001	00701	249.22	2047000
				BOLTS	PV	159218	004	00701	18.98	2047000
				HEX BOLTS	PV	159235	001	00701	77.20	2047001
				Payment Amount MLG-WTRWIS	PV	159186	001	00701	26.81	062118
79554	07/24/18	18821	LEONARD POLAN	BKF 6/21/18 Payment Amount					26.81	
				Payment Amount 6/18	PV	159151	001	00701	56.20	170840645

Batch Number - 264172
Bank Account - 00146807 Cash-General

Payment Number	Date	Address Number	Name	Payment Stub Message	Ty	Document Number	Lim	Co	Key	Amount	Invoice Number	
OVERALL												
SUPPLY												
				UNFRMS/MATS/T								
			WLS									
	6/18			PV	159151	002	00701			60.07	170840645	
			UNFRMS/MATS/T									
			WLS									
	6/18			PV	159152	001	00701			56.20	170842193	
			UNFRMS/MATS/T									
			WLS									
	6/18			PV	159152	002	00701			60.07	170842193	
			UNFRMS/MATS/T									
			WLS									
	6/18			PV	159153	001	00701			56.20	170843680	
			UNFRMS/MATS/T									
			WLS									
	6/18			PV	159153	002	00701			60.07	170843680	
			UNFRMS/MATS/T									
			WLS									
	6/18			PV	159154	001	00701			56.20	170845181	
			UNFRMS/MATS/T									
			WLS									
	6/18			PV	159154	002	00701			60.07	170845181	
			UNFRMS/MATS/T									
			WLS									
	6/18			PV	159155	001	00701			9.60	170840640	
			UNFRMS/MATS/T									
			WLS									
	6/18			PV	159155	002	00701			21.44	170840640	
			UNFRMS/MATS/T									
			WLS									
	6/18			PV	159156	001	00701			9.60	170842188	
			UNFRMS/MATS/T									
			WLS									
	6/18			PV	159156	002	00701			21.44	170842188	
			UNFRMS/MATS/T									
			WLS									
	6/18			PV	159157	001	00701			9.60	170843675	
			UNFRMS/MATS/T									
			WLS									
	6/18			PV	159157	002	00701			21.44	170843675	
			UNFRMS/MATS/T									
			WLS									

Batch Number - 264172

Bank Account - 00146807 Cash-General

Payment Number	Date	Address Number	Name	Payment Stub Message	Document . . . Ty Number	Key itm Co	Amount	Invoice Number
	6/18		UNFRMS/MATS/T WLS		PV 159158	001 00701	9.60	170845176
	6/18		UNFRMS/MATS/T WLS		PV 159158	002 00701	21.44	170845176
	6/18		UNFRMS/MATS/T WLS		PV 159159	001 00701	251.91	170840643
	6/18		UNFRMS/MATS/T WLS		PV 159160	001 00701	248.41	170842191
	6/18		UNFRMS/MATS/T WLS		PV 159161	001 00701	235.28	170843678
	6/18		UNFRMS/MATS/T WLS		PV 159162	001 00701	235.28	170845179
	6/18		UNFRMS/MATS/T WLS		PV 159163	001 00701	32.80	170840644
	6/18		UNFRMS/MATS/T WLS		PV 159163	002 00701	30.83	170840644
	6/18		UNFRMS/MATS/T WLS		PV 159164	001 00701	32.60	170842192
	6/18		UNFRMS/MATS/T WLS		PV 159164	002 00701	30.83	170842192
	6/18		UNFRMS/MATS/T WLS		PV 159165	001 00701	32.60	170843679
	6/18		UNFRMS/MATS/T WLS		PV 159165	002 00701	30.83	170843679
	6/18		UNFRMS/MATS/T WLS		PV 159166	001 00701	32.60	170845180
	6/18		UNFRMS/MATS/T WLS		PV 159166	002 00701	30.83	170845180

Batch Number - 264172
Bank Account - 00146807 Cash-General

Payment Number	Payment Date	Address Number	Name	Payment Stub Message	Document Ty	Key	Amount	Invoice Number
Number	Date	Number	Name	Message	Number	Item Co	Amount	Number
79556	07/24/18	2914	ROADSIDE LUMBER/HARDWA RE	Payment Amount 112 BAGS CONCETE	PV 159215	001 00701	333.76	1807-727778
							1,814.04	
							86.46	1807-727778
79557	07/24/18	2958	SOUTHERN CALIFORNIA GAS CO	Payment Amount RANCHO 6/4-7/3/18	PV 159167	001 00751	314.71	4200/070618
							420.22	
							2,583.76	0400/070618
							474.55	3600/070618
							385.54	4000/070618
79558	07/24/18	8645	SOUTHERN CALIFORNIA TROPHY COMPANY	Payment Amount 6 EE ANNVRSY GFTS	PV 159206	001 00701	1,078.06	070003-18
							3,758.56	
79559	07/24/18	16271	SPOK, INC.	Payment Amount PAGER SRV 7/11-8/10/18 PAGER SRV 7/11-8/10/18 PAGER SRV 7/11-8/10/18	PV 159118	001 00701	70.89	B0143084S
							.49	B0143084S
							42.18	B0143084S
79560	07/24/18	18641	TECHNICAL SAFETY SERVICES INC.	Payment Amount CALBRTN SRV 1/7-1/16/18	PV 159220	001 00701	876.00	IN0198987
							113.56	
79561	07/24/18	9505	TIRE MAN AGOURA	Payment Amount (2) TIRES/ALIGN #861	PV 159193	001 00701	524.55	2072105
							876.00	
79562	07/24/18	19135	TRANSUNION RISK & ALTERNATIVE	Payment Amount ON LN SRCH BAD DBT 6/18	PV 159201	001 00701	123.00	974571/JUN'18
							524.55	

Batch Number - 264172

Bank Account - 00146807 Cash-General

Payment Number	Date	Address Number	Name	Payment Stub Message	Document		Key	Amount	Invoice Number
					Ty	Number			
DATA SOLUT									
79563	07/24/18	3011	UNITED SPECIALTIES	Payment Amount	PV	159232	001 00701	123.00	84007
				CITRUS CLEANER				487.06	
79564	07/24/18	20935	US METRO GROUP, INC.	Payment Amount	PV	159141	001 00701	487.06	
				JANTRL SRV-JUNE'18				8,267.50	96669
				JANTRL SRV-JUNE'18				2,325.83	96669
				JANTRL SRV-JUNE'18				190.83	96669
79565	07/24/18	17065	VANTAGE AIR, INC.	Payment Amount	PV	159194	001 00701	10,784.16	55197
				ICE MACHN SRV				936.71	
79566	07/24/18	18604	VENTURA PEST CONTROL	Payment Amount	PV	159198	001 00701	936.71	
				PEST CNTRL SRV-MAY'18				73.98	622272
				PEST CNTRL SRV-MAY'18				73.98	622272
				PEST CNTRL SRV-MAY'18				69.27	622272
				PEST CNTRL SRV-MAY'18				69.27	622272
				PEST CNTRL SRV-MAY'18				55.49	622272
				PEST CNTRL SRV-MAY'18				121.06	622272
				PEST CNTRL SRV-MAY'18				87.43	622272
				PEST CNTRL SRV-MAY'18				80.71	622272
				PEST CNTRL SRV-MAY'18				53.81	622272
				PEST CNTRL SRV-MAY'18				73.98	626122
				PEST CNTRL SRV-JUN'18				73.98	626122
				PEST CNTRL SRV-JUN'18				69.27	626122
				PEST CNTRL SRV-JUN'18				69.27	626122

Batch Number - 264172
Bank Account - 00146807 Cash-General

Payment Number	Payment Date	Address Number	Name	Payment Stub Message	Ty	Document Number	Key Lim	Key Co	Amount	Invoice Number
79567	07/24/18	2436	VINCE BARNES AUTOMOTIVE	PEST CNTRL SRV-JUN'18	PV	159199	005	00701	55.49	626122
				PEST CNTRL SRV-JUN'18	PV	159199	006	00701	121.06	626122
				PEST CNTRL SRV-JUN'18	PV	159199	007	00701	87.43	626122
				PEST CNTRL SRV-JUN'18	PV	159199	008	00701	80.71	626122
				PEST CNTRL SRV-JUN'18	PV	159199	009	00701	53.81	626122
				Payment Amount				1,370.00		
				OIL/FLTRS-VEH #897	PV	159236	001	00701	83.22	023316
				REPLC FRNT/REAR	PV	159237	001	00701	556.60	023320
				BRKS #880 A/C BLWR	PV	159238	001	00701	158.65	023321
				MTR-#891 REPLC WNDW	PV	159239	001	00701	548.05	023337
				MTRS-SRV #854 OIL/FLTRS-VEH #819	PV	159240	001	00701	94.66	023343
				SRV/SPRK PLGS/SERP	PV	159241	001	00701	457.01	023345
				BLT#861 OIL/FLTRS-LGT BAR WIRE#908	PV	159242	001	00701	156.16	023352
				Payment Amount				2,055.35		
79568	07/24/18	19685	W. LITTEN INC.	SPRYFLD 6/25-6/29/18	PV	159115	001	00701	6,231.79	18047
				SPRYFLD 7/2-7/5/18	PV	159116	001	00701	3,480.00	18049
				Payment Amount				9,711.79		
79569	07/24/18	18914	WECK LABORATORIES, INC.	CMPST INPUT-8E09111	PV	159108	001	00701	153.00	W8F1840-LV
				TAPIA EFFLNT-8F1906 2	PV	159109	001	00701	122.40	W8F2164-LV
				TAPIA EFFLNT-8F1905	PV	159110	001	00701	332.52	W8G0160-LV

Batch Number - 264172

Bank Account - 00146807 Cash-General

Payment Number	Date	Address Number	Name	Payment Stub Message	Tr Number	Document Number	Key Item	Key Co	Amount	Invoice Number
9										
				PHOS/NITROGEN	PV	159111	001	00701	122.40	WBG0266-LV
				-8F12068						
				DIONIZED	PV	159112	001	00701	25.50	WBG0342-LV
				WTR-8F19052						
				TAPIA	PV	159113	001	00701	102.00	WBG0343-LV
				INFLNT-8F1905						
				4						
				MALIBU	PV	159114	001	00701	2,399.40	WBG0344-LV
				CREEK-8F19063						
				Payment Amount				3,257.22		
79570	07/24/18	8510	WORK BOOT WAREHOUSE	PRTC	PV	159205	001	00701	211.88	2-46052
				F/WEAR-GILMER						
				Payment Amount				211.88		
79571	07/24/18	6248	ZENNER PERFORMANCE METERS, INC.	4" CMPND METER	PV	159265	001	00701	2,488.52	0041916-IN
				All Payee						
				19000 ZENNER PERFORMANCE METER INC.						
				15280 ADDISON RD. #100						
				ADDISON TX 75001						
				Payment Amount				2,488.52		
				Total Amount of Payments Written				215,703.96		
				Total Number of Payments Written				65		

Las Virgenes Municipal Water
 A/P Auto Payment Register

Batch Number - 264260
 Bank Account - 00146807 Cash-General

Payment Number	Payment Date	Address Number	Name	Payment Stub Message	Ty	Document Number	Key	Amount	Invoice Number
79572	07/31/18	17361	ACCURATE FIRST AID SERVICES	FIRST AID KIT SRV	PV	159323	001 00701	196.66	B-1907
79573	07/31/18	21072	AGOURA LANDMARK, L.P.	FIRST AID KIT SRV Payment Amount EASEMENT-2962 1 AGOURA RD	PV	159324	001 00701	221.19	B-1906
								417.85	
79574	07/31/18	2397	AQUATIC BIOASSAY & CONSULTING	Payment Amount 6/18 SELENASTRUM NPDES	PV	159368	001 00701	885.00	LVS0718.0632
								1.00	
79575	07/31/18	16224	ASBURY ENVIRONMENTAL SERVICES	Payment Amount OILY WASTE PICKUP	PV	159343	001 00751	402.93	1500-00345389
								885.00	
79576	07/31/18	5625	ASSOC. OF WATER AGENCIES OF VENTURA CO	Payment Amount PAINT WASTE PICKUP AERSOL WASTE PICK UP CCWJUC MEMBRSHIP FY18-19	PV	159344	001 00751	752.74	1500-00345387
								290.00	1500-00345386
								1,445.67	
79577	07/31/18	7770	AUTOMATIONDIR ECT.COM	Payment Amount FIBER/ETHERNE T SWITCH FIBER/ETHERNE T SWITCH TRNSMTTR INDICATORS	PV	159319	001 00701	150.00	CCWJUC/18-19
								150.00	
								147.00	8947724
								147.00	8973375
								1,213.50	8975875
								1,507.50	
79578	07/31/18	7965	B&B PALLET CO.	Payment Amount 55 YDS WOOD CHIPS 55 YDS WOOD CHIPS 55 YDS WOOD CHIPS 55 YDS WOOD CHIPS	PV	159312	001 00701	583.00	221124
								583.00	221128
								583.00	221133
								583.00	221136

Batch Number - 264260

Bank Account - 00146807 Cash-General

Payment Number	Payment Date	Address Number	Name	Payment Stub Message	Ty	Document Number	Key	Key	Key	Amount	Invoice Number
							Lim	Co			
				CHIPS							
				55 YDS WOOD	PV	159316	001	00701		583.00	221142
				CHIPS							
				55 YDS WOOD	PV	159317	001	00701		583.00	221145
				CHIPS							
				55 YDS WOOD	PV	159318	001	00701		583.00	221147
				CHIPS							
				Payment Amount					4,081.00		
79579	07/31/18	2425	BANK OF AMERICA	VISA CHG-FIN	PV	159266	001	00701		28.00	1670/070718
				ADM-JUN'18							
				VISA CHG-FIN	PV	159266	002	00701		30.90	1670/070718
				ADM-JUN'18							
				VISA CHG-FIN	PV	159266	003	00701		279.90	1670/070718
				ADM-JUN'18							
				VISA CHG-FIN	PV	159266	004	00701		300.00	1670/070718
				ADM-JUN'18							
				VISA	PV	159268	001	00701		305.51	9030/070718
				CHG-ARENAS-JU N'18							
				VISA	PV	159269	001	00701		87.68	8102/070718
				CHG-BOCKELMAN -JUN'18							
				VISA	PV	159269	002	00701		515.00	8102/070718
				CHG-BOCKELMAN -JUN'18							
				VISA	PV	159269	003	00701		121.06	8102/070718
				CHG-BOCKELMAN -JUN'18							
				VISA	PV	159269	004	00701		127.63	8102/070718
				CHG-BOCKELMAN -JUN'18							
				VISA CHG-FIN	PV	159270	001	00701		55.97	9919/070718
				AMD2-JUN'18							
				VISA	PD	159271	001	00701		53.65-	3954/070718
				CHG-GARMAN-JU N'18							
				VISA	PV	159272	001	00701		80.20	5151/070718
				CHG-GIL-JUN'18							
				VISA	PV	159272	002	00701		200.15	5151/070718
				CHG-GIL-JUN'18							

Batch Number - 264260
Bank Account - 00146807 Cash-General

Payment Number	Date	Address Number	Name	Payment Stub Message	Ty	Document Number	Key Item Co	Amount	Invoice Number
8				VISA CHG-GIL-JUN'1	PV	159272	003 00701	45.94	5151/070718
8				VISA CHG-GIL-JUN'1	PV	159272	004 00701	5.46	5151/070718
8				VISA CHG-JONES-JUN '18	PV	159273	001 00701	719.91	3713/070718
				VISA CHG-JONES-JUN '18	PV	159273	002 00701	553.49	3713/070718
				VISA CHG-JONES-JUN '18	PV	159273	003 00701	104.03	3713/070718
				VISA CHG-JONES-JUN '18	PV	159273	004 00701	57.72	3713/070718
				VISA CHG-JONES-JUN '18	PV	159273	005 00701	151.11	3713/070718
				VISA CHG-JONES-JUN '18	PV	159273	006 00701	391.87	3713/070718
				VISA CHG-JONES-JUN '18	PV	159273	007 00701	95.65	3713/070718
				VISA CHG-KORKOSZ-J UN'18	PV	159274	001 00751	1,795.72	4465/070718
				VISA CHG-KORKOSZ-J UN'18	PV	159274	002 00751	26.25	4465/070718
				VISA CHG-KREIDER-J UN'18	PV	159275	001 00101	141.57	1112/070718
				VISA CHG-KREIDER-J UN'18	PV	159275	002 00101	340.99	1112/070718
				VISA	PV	159276	001 00701	820.00	2372/070718

Payment Number	Date	Address Number	Name	Payment Stub Message	Ty	Document Number	Key Itrm Co	Amount	Invoice Number
				CHG-LIPPMAN-J					
			UN'18		PV	159277	001 00701	138.96	4176/070718
			VISA						
			CHG-PANIAGUA-						
			JUN'18		PV	159277	002 00701	350.00	4176/070718
			VISA						
			CHG-PANIAGUA-						
			JUN'18		PV	159277	003 00701	695.00	4176/070718
			VISA						
			CHG-PANIAGUA-						
			JUN'18		PV	159277	004 00701	47.59	4176/070718
			VISA						
			CHG-PANIAGUA-						
			JUN'18		PV	159277	005 00701	30.33	4176/070718
			VISA						
			CHG-PANIAGUA-						
			JUN'18		PV	159277	006 00701	10.00	4176/070718
			VISA						
			CHG-PANIAGUA-						
			JUN'18		PV	159277	007 00701	109.00	4176/070718
			VISA						
			CHG-PANIAGUA-						
			JUN'18		PV	159278	001 00701	50.00	6347/070718
			VISA						
			CHG-PATTERSON						
			-JUN'18		PV	159278	002 00701	1,181.89	6347/070718
			VISA						
			CHG-PATTERSON						
			-JUN'18		PV	159278	003 00701	30.00	6347/070718
			VISA						
			CHG-PATTERSON						
			-JUN'18		PV	159279	001 00701	76.99	1162/070718
			VISA						
			CHG-PEDERSEN-						
			JUN'18		PV	159279	002 00701	17.80	1162/070718
			VISA						
			CHG-PEDERSEN-						
			JUN'18		PV	159279	003 00701	24.80	1162/070718
			VISA						
			CHG-PEDERSEN-						
			JUN'18						

Batch Number - 264260

Bank Account - 00146807 Cash-General

Payment Number	Date	Address Number	Name	Payment Stub Message	Document Ty	Document Number	Key Item	Key Co	Amount	Invoice Number
				VISA	PV	159279	004	00701	10.00	1162/070718
				CHG-PEDERSEN- JUN'18						
				VISA	PV	159280	001	00701	31.96	3252/070718
				CHG-PETERS-JU N'18						
				VISA	PV	159280	002	00701	126.62	3252/070718
				CHG-PETERS-JU N'18						
				VISA	PV	159280	003	00701	9.84-	3252/070718
				CHG-PETERS-JU N'18						
				VISA	PV	159281	001	00701	88.56	9753/070718
				CHG-ROBERTS-J UN'18						
				VISA	PV	159281	002	00701	20.66	9753/070718
				CHG-ROBERTS-J UN'18						
				VISA	PV	159281	003	00701	48.13	9753/070718
				CHG-ROBERTS-J UN'18						
				VISA	PV	159281	004	00701	358.75	9753/070718
				CHG-ROBERTS-J UN'18						
				VISA	PV	159282	001	00751	670.52	8913/070718
				CHG-ROBINS-JU N'18						
				VISA	PV	159282	002	00751	1,184.52	8913/070718
				CHG-ROBINS-JU N'18						
				VISA	PV	159283	001	00751	21.89	0615/070718
				CHG-TRIPLETT- JUN'18						
				VISA	PV	159283	002	00751	5.46	0615/070718
				CHG-TRIPLETT- JUN'18						
				VISA	PV	159283	003	00751	69.86	0615/070718
				CHG-TRIPLETT- JUN'18						
				VISA	PV	159284	001	00101	32.78	0751/070718
				CHG-VOLLMAR-J						

Batch Number - 264260

Bank Account - 00146807 Cash-General

Payment Number	Payment Date	Address Number	Name	Payment Stub Message	Ty	Document	Item	Key Co	Amount	Invoice Number
			UN'18		PV	159284	002	00101	1,079.56	0751/070718
			VISA							
			CHG-VOLLMAR-J							
			UN'18		PV	159284	003	00101	48.26	0751/070718
			VISA							
			CHG-VOLLMAR-J							
			UN'18		PV	159285	001	00701	395.71	7926/070718
			VISA							
			CHG-WINK-JUN'							
			18		PV	159285	002	00701	781.95	7926/070718
			VISA							
			CHG-WINK-JUN'							
			18		PV	159285	003	00701	10.91	7926/070718
			VISA							
			CHG-WINK-JUN'							
			18		PV	159286	001	00701	237.00	6218/070718
			VISA							
			CHG-ZHAO-JUN'							
			18		PV	159287	001	00701	954.99	6549/070718
			VISA							
			CHG-MCNUJT-JU							
			N'18		PV	159288	001	00751	25.45	5953/070718
			VISA							
			CHG-MEREDITH-							
			JUN'18		PV	159289	001	00701	25.00	1595/070718
			VISA							
			CHG-SACCARECC							
			IA-JUN'18							
			Payment Amount					16,309.12		
79580	07/31/18	2513	CAPCO ANALYTICAL SERVICES		PV	159370	001	00701	365.00	181202
			SAMPLING							
			JUL'18		PV	159373	001	00701	365.00	181293
			SAMPLING							
			Payment Amount					730.00		
79582	07/31/18	18107	CAROLLO ENGINEERING, INC		PV	159263	001	00701	30,298.62	0168751
			P/E 6/30 PURE							
			WTR DEMO							
			Payment Amount					30,298.62		
79582	07/31/18	18992	CDW GOVERNMENT		PV	159353	001	00701	309.89	NHT6106
			COMP RM							
			CABLING							

Batch Number - 264260

Bank Account - 00146807 Cash-General

Payment Number	Payment Date	Address Number	Name	Payment Stub Message	Ty	Document Number	Key Item	Key Co	Amount	Invoice Number
All Payee 19010 CDW GOVERNMENT 75 REMITTANCE DR., SUITE 1515 CHICAGO IL 60675-1515										
79583	07/31/18	19122	CENTER-LINE CONCRETE CUTTING COMPANY	RPR CONDUIT-TAPIA	PV	159348	001	00751	1,030.00	6251
									309.89	
79584	07/31/18	2536	CITY OF LOS ANGELES	ASSSC O&M-PMT#1	PV	159358	001	00130	36,056.00	74WP190000022 #1
									1,030.00	
79585	07/31/18	18906	COAST TO COAST COMPUTER PRODUCTS	TONER CARTRIDGES	PV	159290	001	00701	1,189.11	A1842518
									65,486.00	
79586	07/31/18	8990	DON WOLF & ASSOCIATES, INC.	WARRICK FITTINGS	PV	159346	001	00101	813.04	36935
									1,189.11	
79587	07/31/18	21064	NURIT EIGLER	RFND BAL-CLOSED A/C	PV	159299	001	00101	134.38	059697
									813.04	
79588	07/31/18	2657	FARWEST CORROSION CONTROL	RFND BAL-CLOSED A/C	PV	159298	001	00101	664.34	9999237
									134.38	
79589	07/31/18	2658	FEDERAL EXPRESS CORP	PKG DLVRD 6/8/18	PV	159354	001	00701	57.79	6-242-69211
									664.34	
79590	07/31/18	2660	FISHER SCIENTIFIC	OIL/GREASE DISKS	PV	159339	001	00701	586.37	3177935
									57.79	
All Payee 3202 FISHER SCIENTIFIC FILE #50129 LOS ANGELES CA 90074-0129										
79591	07/31/18	2661							586.37	

Batch Number - 264260
Bank Account - 00146807 Cash-General

Payment Number	Payment Date	Address Number	Name	Payment Stub Message	Document Ty	Document Number	Key Ifm	Key Co	Amount	Invoice Number
			FLO-SYSTEMS INC	(1) DIRECT DRV CONVRSN SKID	PV	159264	001	00701	12,105.23	F16999-18V080
79592	07/31/18	2664	FLW INC	Payment Amount ASHCROFT ISOLATORS	PV	159338	001	00751	1,333.78	1183676
79593	07/31/18	6770	G.I. INDUSTRIES	Payment Amount 7/1--7/15 SHOP DISP 7/1--7/15 RLV DISP	PV	159371	001	00701	804.56	2866932-0283-5
					PV	159372	001	00751	248.89	2866933-0283-3
			All Payee							
			6771 G.I. INDUSTRIES P. O. BOX 541065 LOS ANGELES CA 90054-1065	Payment Amount RFND BAL-CLOSED A/C	PV	159300	001	00101	214.93	074426
			21065 WILLIAM GERIN							
79594	07/31/18	21065	WILLIAM GERIN	Payment Amount RFND BAL-CLOSED A/C	PV	159300	001	00101	214.93	074426
79595	07/31/18	18175	GOLD COAST ENVIRONMENTAL	Payment Amount FLOW MTR CALBRTN-TAPIA FLOW MTR CALBRTN-L/S FLOW MTR CALBRTN-RLV FLOW MTR CALBRTN-FARM	PV	159349	001	00751	2,250.00	11943
79596	07/31/18	10102	INFOSEND INC.	Payment Amount JUN'18 BIL/PMT MLNG	PV	159350	001	00130	1,125.00	11944
79597	07/31/18	21066	WALTER F KELLEY JR.	Payment Amount RFND BAL-CLOSED A/C	PV	159351	001	00751	1,125.00	11945
79598	07/31/18	10102	INFOSEND INC.	Payment Amount JUN'18 BIL/PMT MLNG	PV	159352	001	00751	1,125.00	11957
79599	07/31/18	21066	WALTER F KELLEY JR.	Payment Amount RFND BAL-CLOSED A/C	PV	159262	001	00701	7,768.90	139090
79599	07/31/18	5230	KENNEDY/JENKS CONSULTANTS	Payment Amount P/E 6/29 TITLE XVI STDY	PV	159301	001	00101	18.70	011269
79599	07/31/18	17447	KONECRANES	Payment Amount QTRLY CRANE	PV	159259	001	00701	11,362.35	122976
79599	07/31/18	17447	KONECRANES	Payment Amount QTRLY CRANE	PV	159328	001	00101	592.37	152132183

Batch Number - 264260

Bank Account - 00146807 Cash-General

Payment Number	Payment Date	Address Number	Name	Payment Stub Message	Ty	Document Number	Item	Key Co	Amount	Invoice Number
			INC.	SRV						
				QTRLY CRANE	PV	159328	002	00101	592.37	152132183
				SRV						
				QTRLY CRANE	PV	159328	003	00101	592.38	152132183
				SRV						
				QTRLY CRANE	PV	159328	004	00101	592.38	152132183
				SRV						
				Payment Amount				2,369.50		
79500	07/31/18	3038	LARRY WALKER & ASSOC	P/E	PV	159366	001	00701	4,486.25	00532.02-7
				6/30-TAPIA						
				CHL STDY						
				Payment Amount				4,486.25		
79601	07/31/18	3352	LAS VIRGENES MUNICIPAL WATER DISTRICT	TAPIA	PV	159329	001	00751	460.78	1760/071818
				6/11-7/11/18						
				RLV FARM	PV	159330	001	00751	128.26	2080/071818
				6/11-7/11/18						
				RLV	PV	159331	001	00751	293.06	2090/071818
				6/11-7/11/18						
				HQ BD#1	PV	159332	001	00101	263.72	2620/071818
				6/11-7/11/18						
				HQ BD#8	PV	159333	001	00701	272.25	2647/071818
				6/11-7/11/18						
				FIRE PRCTN	PV	159334	001	00701	7.50	2650/071818
				#8						
				6/11-7/11/18						
				BLDG #7	PV	159335	001	00701	654.01	2656/071818
				6/11-7/11/18						
				FIRE PRCTN	PV	159336	001	00701	7.50	2654/071818
				#7						
				6/11-7/11/18						
				BLDG#2	PV	159337	001	00701	309.09	2658/071818
				6/11-7/11/18						
				Payment Amount				2,396.17		
79500	07/31/18	2789	LIEBERT CASSIDY WHITMORE	PRO SRV-P/E	PV	159357	001	00701	175.00	1462301
				6/30/18						
				NGTN SRV-P/E	PV	159365	001	00701	92.00	1462302
				6/30/18						
				Payment Amount				267.00		

Batch Number - 264260

Bank Account - 00146807 Cash-General

Payment Number	Payment Date	Address Number	Name	Payment Stub Message	Ty	Document Number	Key	Amount	Invoice Number
Number	Date	Number				Number	lim Co		Number
79603	07/31/18	3483	DAVID LIPPMAN	CELL PHN 6/4-7/3/18	PV	159320	001 00701	100.00	7898/070318
				Payment Amount				100.00	
79604	07/31/18	17295	MAILFINANCE	MAIL MCHN PMT 7/9-8/8/18	PV	159293	001 00701	325.50	N7228903
				Payment Amount				325.50	
79605	07/31/18	21067	FIONA MASON	RFND BAL-CLOSED A/C	PV	159302	001 00101	23.72	062354
				Payment Amount				23.72	
79606	07/31/18	2814	MCMaster-CARR SUPPLY CO	NEOPRENE RUBBR SHEET	PV	159347	001 00101	108.09	67418059
				Payment Amount				108.09	
			Alt Payee	3197 MC MASTER-CARR P. O. BOX 7690 CHICAGO IL 60680-7690					
79607	07/31/18	21068	HERMANN MUENNICHOW	RFND BAL-CLOSED A/C	PV	159303	001 00101	141.73	012467
				Payment Amount				108.09	
79608	07/31/18	21069	CHARLIE PICERNI	RFND BAL-CLOSED A/C	PV	159304	001 00101	334.82	025880
				Payment Amount				141.73	
79609	07/31/18	19058	PROTECTOR FENCE	GATE REPAIR-SEM TNK	PV	159308	001 00101	350.00	1242
				Payment Amount				334.82	
79610	07/31/18	13645	PSOMAS	GATE REPAIR-UPOAKS GATE RPR-LWROAKS TNK	PV	159309	001 00101	350.00	1241
				Payment Amount				950.00	
				SRV-STDBY CHG 18-19-JUN	PV	159295	001 00701	2,230.00	142854
				Payment Amount				2,230.00	
79611	07/31/18	18505	RAFTELIS FINANCIAL CONSULTANTS, INC.	PIE 6/30 '18 MISC FEE STDY	PV	159261	001 00701	3,748.75	10349
				Payment Amount				2,230.00	

Batch Number - 264260

Bank Account - 00146807 Cash-General

Payment Number	Payment Date	Address Number	Name	Payment Stub Message	Ty	Document Number	Key Item Co	Amount	Invoice Number
79512	07/31/18	20583	RT LAWRENCE CORPORATION	LOCKBOX FEES JUN'18	PV	159367	001 00701	1,169.70	42508
				Payment Amount				3,748.75	
79513	07/31/18	15800	SAFE AND BEAUTIFUL TREE CO., INC.	WEED ABTMT RWPS	PV	159326	001 00751	985.00	062818
				Payment Amount				1,169.70	
79514	07/31/18	20698	SDI PRESENCE LLC	P/E 6/30 ERP CONSLT SRV	PV	159296	001 00701	2,975.00	864
				Payment Amount				1,960.00	
			All Payee	20936 SDI PRESENCE LLC 29290 NETWORK PLACE CHICAGO IL 60673-1292				2,975.00	
79515	07/31/18	2934	SECORP INDUSTRIES	RPR SCBA REGLTR	PV	159325	001 00701	117.71	10057383
				Payment Amount				117.71	
			All Payee	3203 SECORP INDUSTRIES P. O. BOX 687 RIDGELAND MS 39158-0687				117.71	
79516	07/31/18	2949	SNAP ON TOOLS	WRENCH/PLIER SET	PV	159305	001 00701	204.16	07111849181
				Payment Amount				204.16	
79517	07/31/18	2958	SOUTHERN CALIFORNIA GAS CO	CONDUIT 6/19-7/19/18	PV	159356	001 00101	14.79	8400/072318
				Payment Amount				204.16	
79518	07/31/18	2959	SOUTHLAND PIPE CORP	PIPE & BUTT STRAPS	PV	159292	001 00701	2,571.06	90491
				Payment Amount				14.79	
			All Payee	2959 SOUTHLAND PIPE CORP				2,571.06	
79519	07/31/18	14479	STEPHEN'S VIDEO PRODUCTIONS	VIDEO SRV LV MTDG-JUN'18	PV	159360	001 00701	1,095.00	7-23-18
				Payment Amount				2,971.06	
			All Payee	14479 STEPHEN'S VIDEO PRODUCTIONS				1,095.00	

Batch Number - 264260

Bank Account - 00146807 Cash-General

Payment Number	Payment Date	Address Number	Name	Payment Stub Message	Document Ty	Document Number	Key Item	Key Co	Amount	Invoice Number
79620	07/31/18	20971	THOUSAND OAKS PLUMBING INC.	VIDEO SRV JPA MTG-JUN18	PV	159362	001	00701	547.50	7-23-18-JPA
				VIDEO SRV JPA MTG-JUL18	PV	159363	001	00701	547.50	7-23-18-JPA
				Payment Amount				3,285.00		
				CLOGGED	PV	159306	001	00751	145.00	16955767
				TOILET-TAPIA						
				CLOGGED	PV	159307	001	00751	450.00	16905666
				SEWER-TAPIA						
				Payment Amount				595.00		
79621	07/31/18	20880	TPX COMMUNICATION S	SRV 7/16--8/15/18	PV	159355	001	00701	3,542.63	105862894-0
				Payment Amount				3,542.63		
79622	07/31/18	20672	TRUSSELL TECHNOLOGIES, INC.	P/E 6/30 MLDG LV RES	PV	159364	001	00701	1,925.30	5209
				Payment Amount				1,925.30		
79623	07/31/18	3429	UNITED PARCEL SERVICE	PKGS DLVRD 5/16 & 5/31	PV	159321	001	00701	24.70	000025W020288 /2018
				Payment Amount				24.70		
79624	07/31/18	3034	VORTEX INDUSTRIES	RPR DOOR BLDG #7	PV	159294	001	00701	560.00	01-1259173-1
				Payment Amount				560.00		
79625	07/31/18	3048	WEST COAST AIR CONDITIONING	RPR LEAKING A/C#3	PV	159260	001	00701	310.95	S93163
				Payment Amount				310.95		
				Total Amount of Payments Written				202,716.55		
				Total Number of Payments Written				54		

Batch Number - 264498
Bank Account - 00146807 Cash-General

Payment Number	Payment Date	Address Number	Name	Payment Stub Message	Ty	Document Number	Key Item Co	Amount	Invoice Number
79626	08/07/18	19263	AFFORDABLE TABLES AND CHAIRS LLC	RENTAL-EVENT@ 7/25/18	PV	159391	001 00701	750.50	1120
79627	08/07/18	20389	AIRGAS SPECIALTY PRODUCTS	Payment Amount 30,720 LB AMMONIUM	PV	159402	001 00701	3,027.46	131551950
All Payee 20559 AIRGAS SPECIALTY PRODUCTS P. O. BOX 934434 ATLANTA GA 31193-4434									
79628	08/07/18	5753	AMERICAN PUBLIC WORKS ASSOCIATION	Payment Amount APWA & VC	PV	159386	001 00701	350.00	134152/18-19
79629	08/07/18	18647	AMTECH ELEVATOR SERVICES	Payment Amount 8/1-10/31/18	PV	159421	001 00701	910.29	DVA09741818
79630	08/07/18	20872	CANDU GRAPHICS	Payment Amount CONTRT	PV	159429	001 00701	519.28	73287
79631	08/07/18	20797	CHRIS' MOBILE TIRE SERVICE	Payment Amount (4) TIRES-VEH#852	PV	159382	001 00701	863.49	863222
79632	08/07/18	19270	COMMUNICATION S RELAY, LLC	Payment Amount (4) TIRES-VEH#873	PV	159399	001 00101	983.74	57208
79633	08/07/18	4586	CONSOLIDATED ELECTRICAL DISTRIBUTORS	Payment Amount WIRING DUCTS/COVERS	PV	159416	001 00701	431.25	9009-775538
79634	08/07/18	15755	CORE & MAIN LP	Payment Amount FUSES LEAK CLAMP	PV	159444	001 00701	114.19	9009-775094
								505.38	J102831

Batch Number - 264498

Bank Account - 00145807 Cash-General

Payment Number	Payment Date	Address Number	Name	Payment Stub Message	Ty	Document Number	Key Item Co	Amount	Invoice Number
ST. LOUIS MO 63146									
79535	08/07/18	3790	COUNTY OF LA -AUDITOR CONTROLLER	Payment Amount LAFCO ALLCTN FY18-19	PV	159387	001 00701	19,267.65	LAFCO/18-19
79536	08/07/18	20643	CSI SERVICES, INC.	Payment Amount COATING INSPEC 6/28 & 29	PV	159419	001 00701	1,520.00	8330
79637	08/07/18	2601	DELL COMPUTER CORP	Payment Amount LATTITUDE 5290 CTO	PV	159398	001 00701	1,888.21	10254830606
Alt Payee 7819 DELL MARKETING LP P.O. BOX 910916 PASADENA CA 91110-0916									
79638	08/07/18	7257	DIRECTV, INC.	Payment Amount HQ ADDTL TV JUL'18--JAN'19	PV	159461	001 00701	90.30	34710776875
79639	08/07/18	14591	EMISSION COMPLIANT CONTROLS CORP.	Payment Amount EMISSION TEST 7/11/18	PV	159422	001 00701	1,379.00	PSO4277
Alt Payee 15750 EMISSION COMPLIANT CONTROLS CORP. P. O. BOX 16727 IRVINE CA 92623-6727									
79640	08/07/18	2658	FEDERAL EXPRESS CORP	Payment Amount PKG DLVRD 7/16/18	PV	159430	001 00701	14.64	6-258-32922
79641	08/07/18	6770	G.I. INDUSTRIES	Payment Amount 8/18 DISP WLK 8/18 DISP RLV FARM 8/18 DISP TAPIA 8/18 DISP-TAPIA GRIT	PV	159424	001 00751	93.22	2867164-0283-4 2867165-0283-1 2530162-0283-5 2530165-0283-8

Batch Number - 264498
Bank Account - 00146807 Cash-General

Payment Number	Payment Date	Address Number	Name	Payment Stub Message	Ty	Document Number	Key Item	Co	Amount	Invoice Number
6771			G.I. INDUSTRIES P. O. BOX 541065 LOS ANGELES CA 90054-1065						1,807.06	
79642	08/07/18	2701	GRAINGER, INC.	ICE MACHINE LEGS CFL RECYCLE KIT	PV	159379	001	00701	119.97	9835329567
									72.19	9838761154
									192.16	
79643	08/07/18	18546	HDR ENGINEERING, INC.	WLK PLNT EXPN-P/E 5/26/18	PV	159417	001	00701	23,127.52	1200132456
79644	08/07/18	18594	INTERSTATE PLASTICS	88 SHEETS TIVAR	PV	159420	001	00701	17,578.25	7016615
79645	08/07/18	3083	JCI JONES CHEMICALS, INC	4,080 GAL BISULFITE	PV	159401	001	00701	5,426.40	762995
									5,426.40	
79646	08/07/18	2611	LA DWP	RECTIFIER 6/22-7/24/18	PV	159390	001	00101	39.79	851260/072518
79647	08/07/18	3352	LAS VIRGENES MUNICIPAL WATER DISTRICT	LJS#1 6/19-7/17/18	PV	159388	001	00130	41.25	1775/072518
									41.25	0570/072518
									82.50	
79648	08/07/18	2789	LIEBERT CASSIDY WHITMORE	P/E 10/31/17-NGTN 2017	PV	155319	001	00701	3,703.00	1449551
									3,703.00	

Batch Number - 264498
Bank Account - 00146807 Cash-General

Payment Number	Payment Date	Address Number	Name	Payment Stub Message	Document Ty	Document Number	Key	Item	Co	Amount	Invoice Number
79649	08/07/18	2610	LOS ANGELES COUNTY DEPT. OF PUBLIC WORKS	WST INSPCT FEE-FY18-19	PV	159385	001 00701	001	00701	324.00	P000325695/18 -19
79650	08/07/18	16690	MAUREEN KANE & ASSOCIATES, INC.	REG-TECH TRAINING 9/11-14	PV	159445	001 00701	001	00701	1,550.00	REG/TTTC091118
79651	08/07/18	2814	MCMASTER-CARR SUPPLY CO	GASKETS & SEALANT DRAIN CLRNG BLADDER	PV	159377	001 00101	001	00101	108.47	68230838
79652	08/07/18	1872	MISAC	REG-MISAC CONF 9/30-10/2 AS	PV	159427	001 00701	001	00701	350.00	200001576
79653	08/07/18	20604	NOAH'S CLEANERS, INC.	CLEAN TBUC & APRONS	PV	159392	001 00701	001	00701	125.00	92061
79654	08/07/18	16372	OLIN CORPORATION - CHLORALKALI	4,972 GAL HYPOCHLORITE 4,704 GAL HYPOCHLORITE	PV	159400	001 00701	001	00701	3,071.23	2538469
79655	08/07/18	2901	R F MACDONALD CO.	PRE-LUBE OIL PUMPS PRE-LUBE OIL	PV	159418	001 00701	001	00701	2,124.30	262857

Batch Number - 264498
 Bank Account - 00146807 Cash-General

Payment Number	Payment Date	Address Number	Name	Payment Stub Message	Document Ty	Document Number	Key Item	Key Co	Amount	Invoice Number
79656	08/07/18	18613	DIANE RODERICK	PUMPS Payment Amount RFND UNUSED	PV	159397	001	00701	147.13	R2937150/RFND
				FUND 8/16						
79657	08/07/18	2760	VALLEY NEWS GROUP	Payment Amount RW TRAINING AD@ 7/12	PV	159393	001	00751	250.00	7-12-18
				AD-WTR RCYLG	PV	159394	001	00751	260.00	7-19-18
				TOUR 7/19	PV	159395	001	00751	260.00	7-26-18
				AD-WTR RCYCLG	PV	159395	001	00751	260.00	7-26-18
				TOUR 7/26						
79658	08/07/18	3035	VWR SCIENTIFIC	Payment Amount CULT TUBES	PV	159374	001	00701	770.00	8082939565
				FILTER PAPERS	PV	159375	001	00701	1,133.93	8082949666
				CERAMIC	PV	159376	001	00751	339.77	8082985193
				STIRRER						
				ALL Payee						
				3216 VWR INTERNATIONAL, INC						
				P. O. BOX 640169						
				PITTSBURGH PA 15264-0169						
79659	08/07/18	19665	W. LITTEN INC.	Payment Amount SPRYFLD	PV	159404	001	00701	5,960.34	18050
				7/9-7/13/18						
				SPRYFLD	PV	159405	001	00701	5,853.28	18051
				7/16-7/20/18						
79660	08/07/18	3025	WATER & SANITATION SRV/VENTURA COUNTY	Payment Amount PURCH WTR	PV	159384	001	00101	17,450.93	1646018
				6/19-7/17/18						
79661	08/07/18	20796	WATERWISEPRO TRAINING	Payment Amount REG-D2 CERT	PV	159396	001	00701	150.00	WWP-082318JW
				TRNG 8/23						
79662	08/07/18	18914	WECK LABORATORIES, INC.	Payment Amount SCHOOLS-8F260	PV	159406	001	00701	42.84	W8G0618-LV
				51						
				SCHOOLS-8F260	PV	159407	001	00701	171.36	W8G0620-LV
				57						
				SCHOOLS-8F260	PV	159408	001	00701	42.84	W8G0622-LV

Batch Number - 264498
Bank Account - 00146807 Cash-General

Payment Number	Payment Date	Address Number	Name	Payment Stub Message	TY	Document Number	Key Item	Key Co	Amount	Invoice Number
59				SCHOOLS-8F260	PV	159409	001	00701	214.20	W8G0623-LV
62				POTABLE-8F190	PV	159410	001	00701	122.40	W8G0630-LV
50				POTABLE-8F190	PV	159411	001	00701	122.40	W8G0631-LV
55				TAPIA	PV	159412	001	00701	20.40	W8G0768-LV
				EFFLNT-8G0307						
6				WESTLAKE-8G03	PV	159413	001	00701	39.78	W8G0879-LV
073				CRATER	PV	159415	001	00701	81.60	W8G0880-LV
				CAMP-8G03074						
				Payment Amount					857.82	
79663	08/07/18	3048	WEST COAST AIR	RPR SIGHT	PV	159403	001	00701	670.92	S92351
			CONDITIONING	GLASS BLR#2						
				Payment Amount					670.92	
				Total Amount of Payments Written					130,544.61	
				Total Number of Payments Written					38	



LAS VIRGENES MUNICIPAL WATER DISTRICT
4232 Las Virgenes Road, Calabasas CA 91302

MINUTES
REGULAR MEETING

5:02 PM

July 24, 2018

PLEDGE OF ALLEGIANCE

The Pledge of Allegiance to the Flag was led by Linda Northrup.

1. CALL TO ORDER AND ROLL CALL

The meeting was called to order at **5:00 p.m.** by Board President Peterson in the Board Room at Las Virgenes Municipal Water District headquarters at 4232 Las Virgenes Road, Calabasas, CA 91302. Josie Guzman, Clerk of the Board, conducted the roll call.

Present: Directors Charles Caspary, Jay Lewitt, Len Polan, Glen Peterson, and Lee Renger

Absent: None

Staff Present: David Pedersen, General Manager
David Lippman, Director of Facilities and Operations
Joe McDermott, Director of Resource Conservation and Public Outreach
Don Patterson, Director of Finance and Administration
Josie Guzman, Clerk of the Board
Steven O'Neill, District Counsel

2. APPROVAL OF AGENDA

Director Polan moved to approve the agenda. Motion seconded by Director Caspary. Motion carried unanimously.

3. PUBLIC COMMENTS

None.

4. CONSENT CALENDAR

A List of Demands: July 24, 2018: Ratify

B Minutes: Regular Meeting of July 10, 2018: Approve

C Claim by Miguel Mendoza Chavez

Deny the claim from Miguel Mendoza Chavez.

D Annual Fleet Vehicle Maintenance Agreement: Award

Authorize the General Manager to execute an annual service agreement, in the amount of \$60,000, with four one-year renewal options, to Vince Barnes Automotive for fleet vehicle maintenance.

Director Renger moved to approve the Consent Calendar. Motion seconded by Director Lewitt. Motion carried unanimously.

5. ILLUSTRATIVE AND/OR VERBAL PRESENTATION AGENDA ITEMS

A 60th Anniversary Recognition of Partners in Service: Cities of Agoura Hills, Calabasas, Hidden Hills, and Westlake Village

Mike McNutt, Public Affairs and Communications Manager, provided introductory remarks recognizing the District's community partnerships.

Board President Petersen welcomed and recognized the City Councilmembers representing the Cities of Agoura Hills, Calabasas, Hidden Hills, and Westlake Village, and briefly discussed the collective partnerships developed over the years.

Director Lewitt presented the 60th Anniversary Partner in Service Award to Mayor William Koehler, Mayor Pro Tem Linda Northrup, Councilmember Illece Buckley Weber, and Councilmember Denis Weber from the City of Agoura Hills. Mayor Koehler thanked the Board on behalf of the City of Agoura Hills.

Director Renger presented the 60th Anniversary Partner in Service Award to Mayor Fred Gaines, Mayor Pro Tem David Shapiro, and Councilmember Alicia Weintraub from the City of Calabasas. Mayor Gaines thanked the Board on behalf of the City of Calabasas.

Director Caspary presented the 60th Anniversary Partner in Service Award to Councilmember Larry Weber from the City of Hidden Hills. Councilmember Weber thanked the Board on behalf of the City of Hidden Hills.

Director Polan presented the 60th Anniversary Partner in Service Award to Mayor Mark Rutherford from the City of Westlake Village. Mayor Rutherford thanked the Board on behalf of the City of Westlake Village

The Board recessed to a break at 5:38 p.m. and reconvened at 5:56 p.m.

B Legislative and Regulatory Updates

Joe McDermott, Director of Resource Conservation and Public Outreach, reported that the House of Representatives and the Senate had passed their respective versions of the Fiscal Year 2019 Energy and Water Appropriations Bill. He noted that the House bill would provide \$1.54 billion for the Clean Water State Revolving Fund, slightly over \$1 billion for the Drinking Water State Revolving Fund, and \$75 million for the Water Infrastructure Finance and Innovation Act (WIFIA). He also noted that the Senate bills would provide similar funding amounts. He also reported that progress has been made on the Water Resources Development Act (WRDA). He noted that this funding would go through the Army Corps of Engineers to help fund various projects. He reported that Metropolitan Water District of Southern California (MWD) voted to support Proposition 3 (Water Supply and Water Quality Act of 2018) on the November 6, 2018 ballot, which would provide \$8.9 billion in funding if passed by the voters. He also reported that Proposition 9, an initiative to split California into three states, was blocked by the California Supreme Court due concerns regarding whether California voters have the authority to split the state and thereby abolish the California State Constitution.

C Water Supply Conditions Update

No additional report was provided.

6. TREASURER

Director Renger stated that the Treasurer's report was in order.

7. FACILITIES AND OPERATIONS

A Saddle Peak and Cordillera Tank Rehabilitation Project: Award of Design Contract

Accept the proposal from Cannon Corporation, and authorize the General Manager to execute a professional services agreement, in the amount of \$59,100, for engineering design and design support during construction for the Saddle Peak and Cordillera Tank Rehabilitation Project.

General Manager David Pedersen presented the report.

Director Polan moved to approve Item 7A. Motion seconded by Director Renger.

David Lippman, Director of Facilities and Operations, responded to questions related to the quotes received from the two contractors.

Motion carried unanimously.

8. FINANCE AND ADMINISTRATION

A Monthly Cash and Investment Report: June 2018

Receive and file the Monthly Cash and Investment Report for June 2018.

Don Patterson, Director of Finance and Administration, presented a PowerPoint presentation, which included a chart showing the cash held by policy plus assigned, actual cash, and available funds for capital.

Director Lewitt moved to approve Item 8A. Motion seconded by Director Caspar.

Don Patterson, Director of Finance and Administration, responded to a question regarding the chart showing cash held by policy plus assigned, actual cash, available for capital by stating that the policy plus assigned includes funds that the Board has assigned, such as the Reserve Policy plus \$5 million to the Recycled Water Enterprise and \$10 million to the Sanitation Enterprise for the Pure Water Project.

Board President Peterson requested that staff provide advance copies of new charts from PowerPoint presentations to the Board. He also asked staff to explore a pre-funding dues program similar to the program used by the Association of California Water Agencies to fund their building.

Motion carried unanimously.

B Contractor Debarment Policy

Pass, approve, and adopt Resolution No. 2538, modifying Las Virgenes Municipal Water District Code to establish a process for the Board to debar a contractor, prohibiting it from entering into any agreement with the District.

RESOLUTION NO. 2538

A RESOLUTION OF THE BOARD OF DIRECTORS OF LAS VIRGENES MUNICIPAL WATER DISTRICT ADOPTING LAS VIRGENES MUNICIPAL WATER DISTRICT CODE TITLE 2, CHAPTER 6, ARTICLE 4 – PURCHASING – AND REPEALING CONFLICTING SECTIONS OF RESOLUTION NO. 2468

(Reference is hereby made to Resolution No. 2538 on file in the District's Resolution book and by this reference the same is incorporated herein.)

General Manager David Pedersen presented the report. He noted that staff compared the proposed contractor debarment policy against Metropolitan Water District of Southern California's policy and found that the policies were consistent and identical in several areas. He also noted that he spoke with Steve Blois, Director for Calleguas Municipal Water District and a former contractor, who recommended that the Board be judicious when debarment a contractor for issues related to labor infractions or false claims. He further noted that reputable contractors have expressed appreciation for this type of policy so that work is not awarded to unscrupulous contractors.

Director Renger moved to approve Item 8B. Motion seconded by Director Caspary.

Steven O'Neill, District Counsel, responded to a question regarding the debarment procedures and process.

Motion carried unanimously.

C Discussion of AMR/AMI Financing Options

Provide input on the options to finance the AMR/AMI Project.

General Manager David Pedersen presented the report. He recommended continuing to pursue the Clean Water State Revolving Fund Loan, which includes eligibility for principal forgiveness.

Don Patterson, Director of Finance and Administration, summarized the financing options for the AMR/AMI Project, including the Clean Water State Revolving Fund Loan, a private placement bank loan, and internal borrowing between enterprise funds. He also recommended focusing on the Clean Water State Revolving Fund Program or a bank loan in order to preserve financing for the Pure Water Project. He responded to a question regarding the payback period for the new meters by stating that the payback period would be based on the \$200,000 cost savings from the current contracted meter reading services. He also responded to a question regarding negotiating no prepayment penalties on fixed term bank loans.

Director Caspary requested that staff continue to explore and identify new AMR/AMI technologies as they become less expensive.

Don Patterson, Director of Finance and Administration, responded to a question regarding whether any water districts have had ratepayers participate in subsidizing AMR/AMI projects in order to save money on their water bills by stating that he was aware that some agencies have issued municipal bonds to set aside a portion that is sold directly to ratepayers who are benefitting from that service. He stated that another approach would be through a general obligation bond where customers are billed through their property tax bill.

Joe McDermott, Director of Resource Conservation and Public Outreach, responded to a question regarding the replacement of approximately 22,000 existing water meters by stating that 5,000 newer, existing meters would be retrofitted instead of replaced. He noted that the largest part of this project would be the cost of replacing the existing meters.

9. INFORMATION ITEMS

A Calleguas–Las Virgenes Municipal Water District Interconnection Project: Update on Pump and Pressure Reducing Station Location

General Manager David Pedersen reported that Rancho Simi Recreation and Park District approved granting the easement to Calleguas Municipal Water District for the project.

10. NON-ACTION ITEMS

A Organization Reports

(1) MWD Representative Report

Board President Peterson reported that the MWD Committees met earlier in the day, including the Agriculture and Industrial Relations Committee, the Audit and Ethics Committee, and the Special Committee on Bay-Delta. He noted that Dr. Tim LaSalle from California State University Chico, Institute for Sustainable Development, provided a presentation regarding the Regenerative Agriculture Initiative to build up soil degradation. He also reported that at the previous MWD Board meeting, the Board took a new vote to fund the California WaterFix Project. He noted that this item was brought back for a revote due to claims of an alleged Brown Act violation, and a majority of the Board voted in favor once again. He also reported that the newly formed Delta Conveyance Financing Joint Powers Authority (JPA) met on July 19, 2018, and appointed Randy Record as the Chair. He noted that he expressed concern regarding potential Brown Act issues because Chair Record represents over 50 percent of the vote and he questioned whether meetings should be noticed. He stated that he suggested having two directors in order to split the vote. He also noted that the JPA applied for a \$1.5 billion Water Infrastructure Finance and Innovation Act loan.

(2) Other

B Director's Reports on Outside Meetings

None.

C General Manager Reports

(1) General Business

General Manager David Pedersen reported that a tour of District facilities would be provided to Congressman Ted Lieu and staff on August 1, 2018, from 9:00 a.m. to 11:00 a.m. He noted that several elected officials and Councilmembers from the cities of Agoura

Hills and Calabasas were invited, and the tour would include visits to the Tapia Water Reclamation Facility, Rancho Las Virgenes Composting Facility, 30800 Agoura Road site, and Westlake Filtration Plant. He also noted that the Board was provided a spreadsheet listing the Councilmembers who have attended the MWD Colorado River Aqueduct and State Water Project Inspection Trips. He asked the Board to reach out to the elected officials in their areas and encourage them to attend these inspection trips. Board President Peterson suggested that staff send invitations directly to the Councilmembers' email addresses.

(2) Follow-Up Items

D Directors' Comments

None.

11. FUTURE AGENDA ITEMS

Director Lewitt suggested that the Board schedule a Special Board meeting to discuss the Board's respective roles in preparation of the upcoming retirement of Board President Peterson. He also suggested that it would be in the best interest of the District and its customers for the Board to plan in advance, recognizing that Board President Peterson fills a number of roles for the District. Board President Peterson suggested scheduling a Special Meeting in September, following the nomination period for the November 6, 2018 election, and he asked staff to poll the Board members for possible meeting dates.

12. PUBLIC COMMENTS

None.

13. CLOSED SESSION

A Conference with District Counsel – Pending Litigation (Government Code Section 54956.9(a)):

San Diego County Water Authority v. Metropolitan Water District of Southern California

B Conference with District Counsel – Existing Litigation (Government Code Section 54956.9(a)):

Jackson McPherson v. Las Virgenes Municipal Water District (California Supreme Court Case No. BC711424)

The Board recessed to Closed Session at **6:40 p.m.** and reconvened to Open Session at **7:26 p.m.**

District Counsel Steven O'Neill announced that the Board received a report regarding Closed Session Item 13B, and authorized Olivarez Madruga Lemieux O'Neill, LLP to defend the case. He also announced that the Board received a report regarding Closed Session Item 13A, and authorized Olivarez Madruga Lemieux O'Neill, LLP to defend the action.

14. OPEN SESSION AND ADJOURNMENT

Seeing no further business to come before the Board, the meeting was duly adjourned at **7:28 p.m.**

GLEN PETERSON, President
Board of Directors
Las Virgenes Municipal Water District

ATTEST:

JAY LEWITT, Secretary
Board of Directors
Las Virgenes Municipal Water District

(SEAL)

August 2, 2018

To: Payroll

From: David W. Pedersen
General Manager

RE: Per Diem Request – July 2018

Attached are the Director statements of attendance for meetings, conferences and miscellaneous functions, which are summarized in the table below. If you have any questions, please contact me. Thank you.

On April 25, 2017, the Board adopted Resolution No. 2513, amending the per diem rate to \$220.

	<u>Director</u>	<u>No. of Meetings</u>	<u>Rate</u>	<u>Total</u>
8014	Charles Caspary	3	\$220.00	\$660.00
19447	Jay Lewitt	3	\$220.00	\$660.00
6905	Glen Peterson LVMWD* – 3 MWD** – 4	7	\$220.00	\$1,540.00
18856	Leonard Polan	3	\$220.00	\$660.00
14702	Lee Renger	3	\$220.00	\$660.00

*LVMWD Code Section 2-2.106(a): “not exceeding a total of ten (10) days in any calendar month”

**LVMWD Code Section 2-2.106(b): MWD director “not exceeding a total of ten (10) additional days in any calendar month.”

LAS VEGAS MUNICIPAL WATER DISTRICT - PER DIEM REPORT



The Las Vegas Municipal Clerk of Public Works Director's Name: W. Johnson
 Month of: July 2018 Division: 2

The following are Las Vegas Municipal Water District Board of Directors Meetings, Committee Meetings/Conferences I have attended:

Event	# of Days Claimed		Reimbursable Expenses (Y/N)	Class Code		Event Title
	Travel	Total		INVID	EXP/IMP	
7-3-18	1	1				Director's Meeting - Board of Directors
7-6-18	1	1				Director's Meeting
7-9-18	1	1				Water Committee Meeting
7-11-18	1	1				Director's Meeting
7-14-18	1	1				Water Committee Meeting
7-20-18	1	1				Director's Meeting
7-24-18	1	1				Director's Meeting
TOTAL		7				

Event Submitted: W. Johnson
 Director's Signature: W. Johnson

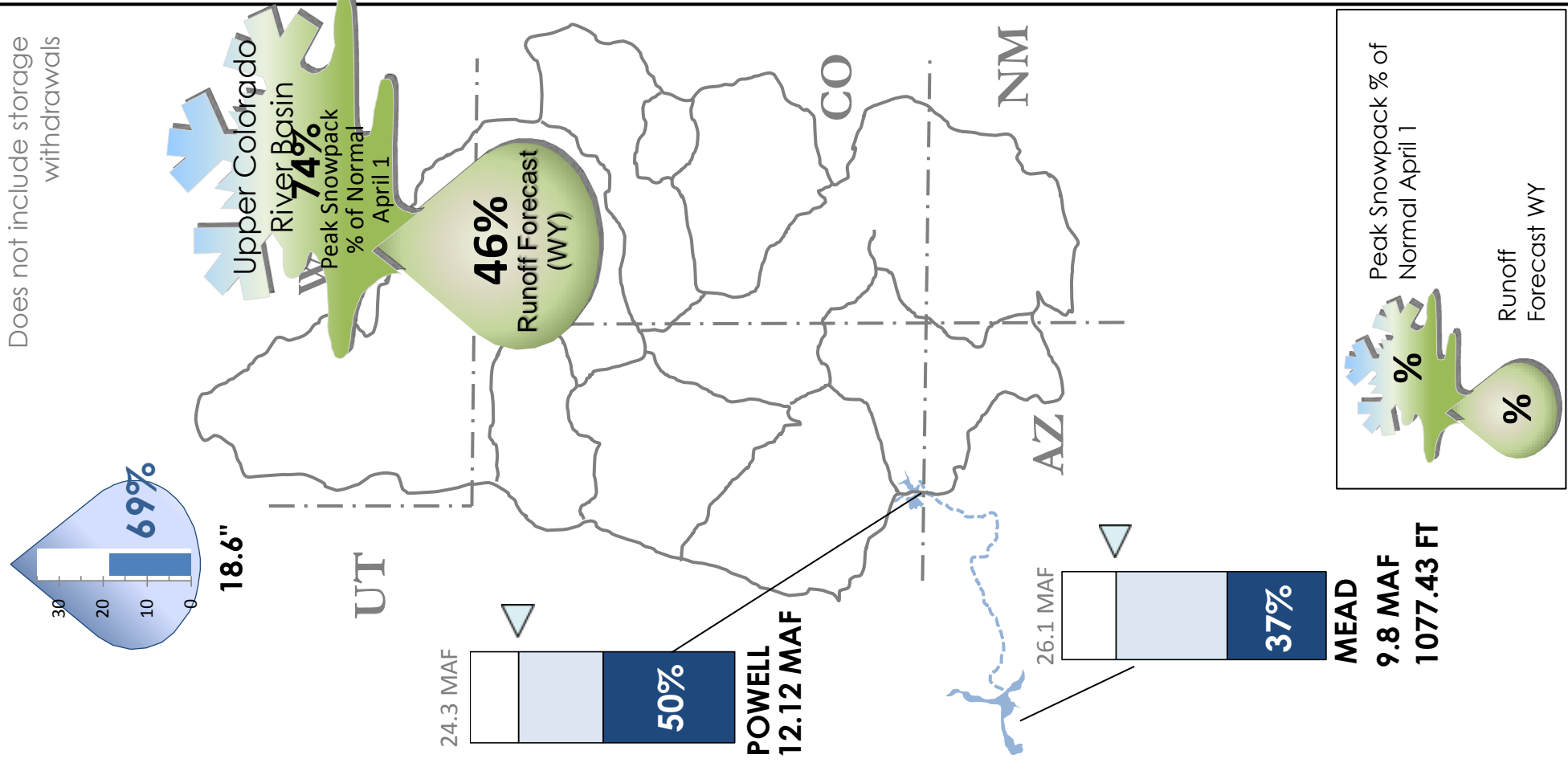
NOTES: 1. Travel the day before and/or after an out-of-town meeting is an allowable expense if a Nevada and/or Nevada resident may be paid to accompany with Board Public Works.

Water Supply Conditions Report

As of: 07/31/2018

2018 Colorado River

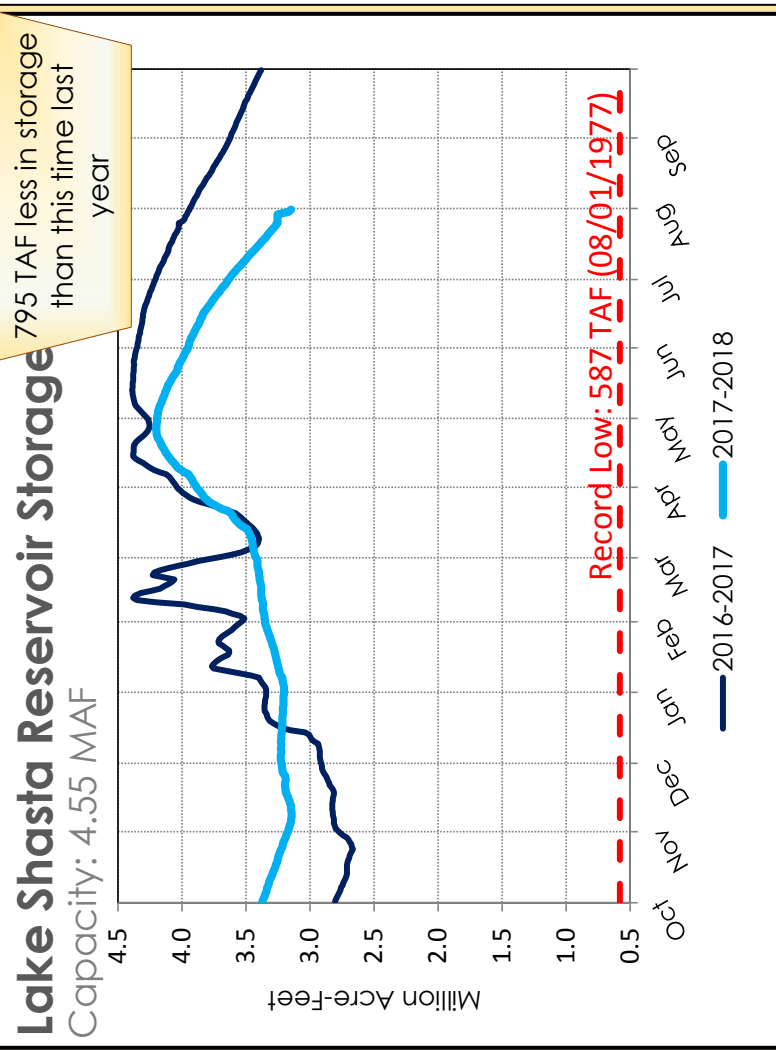
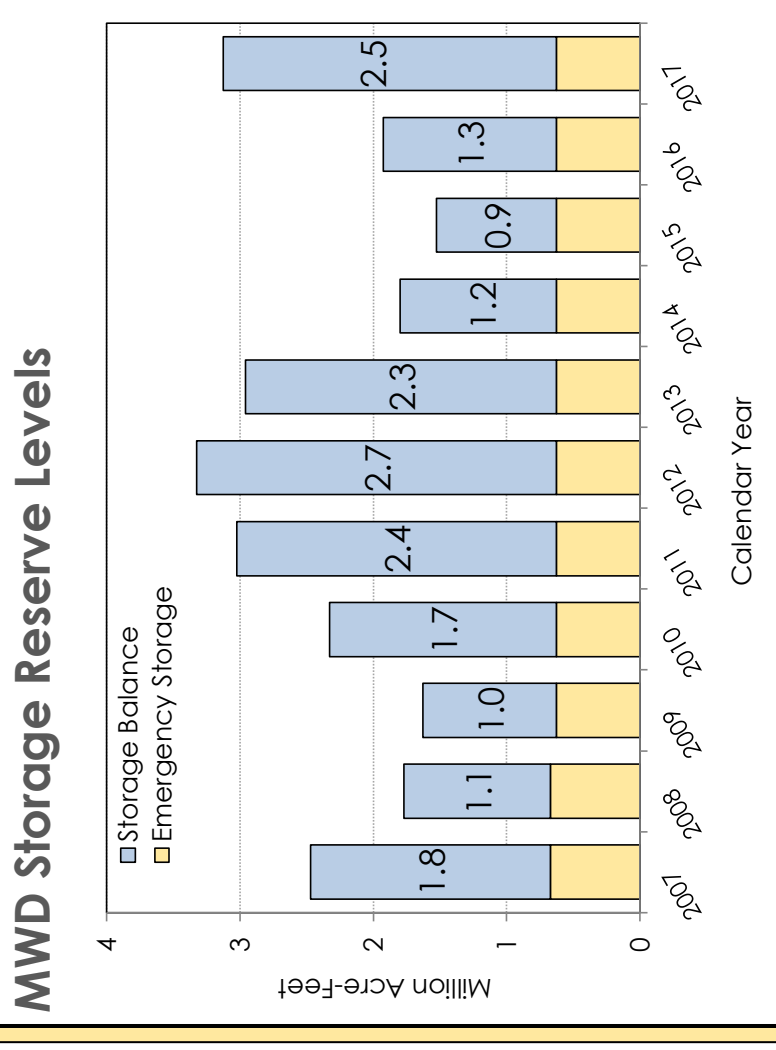
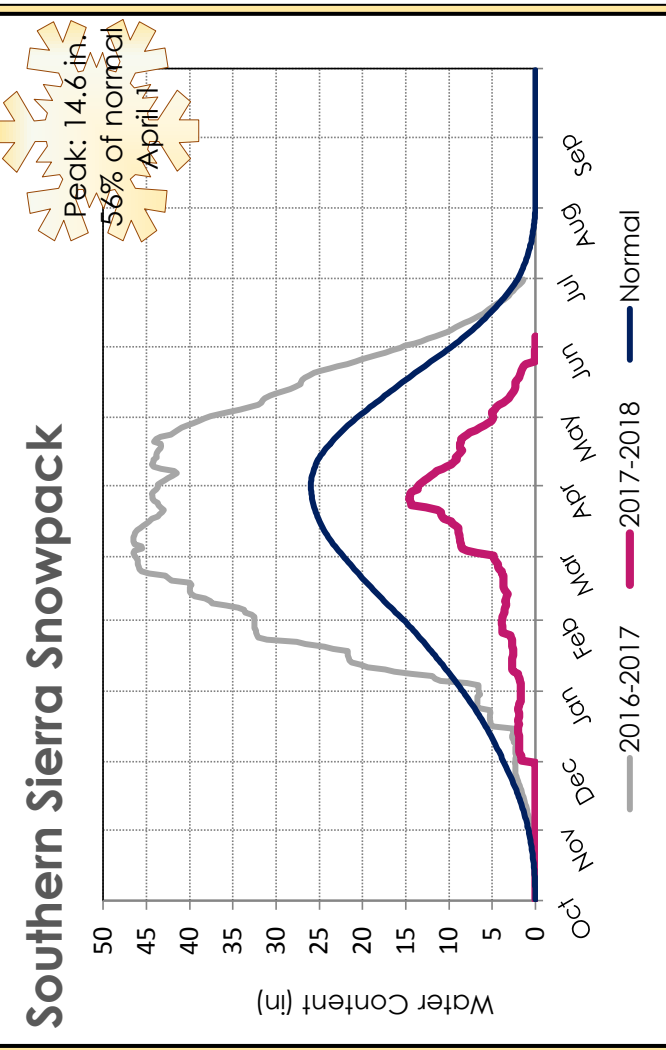
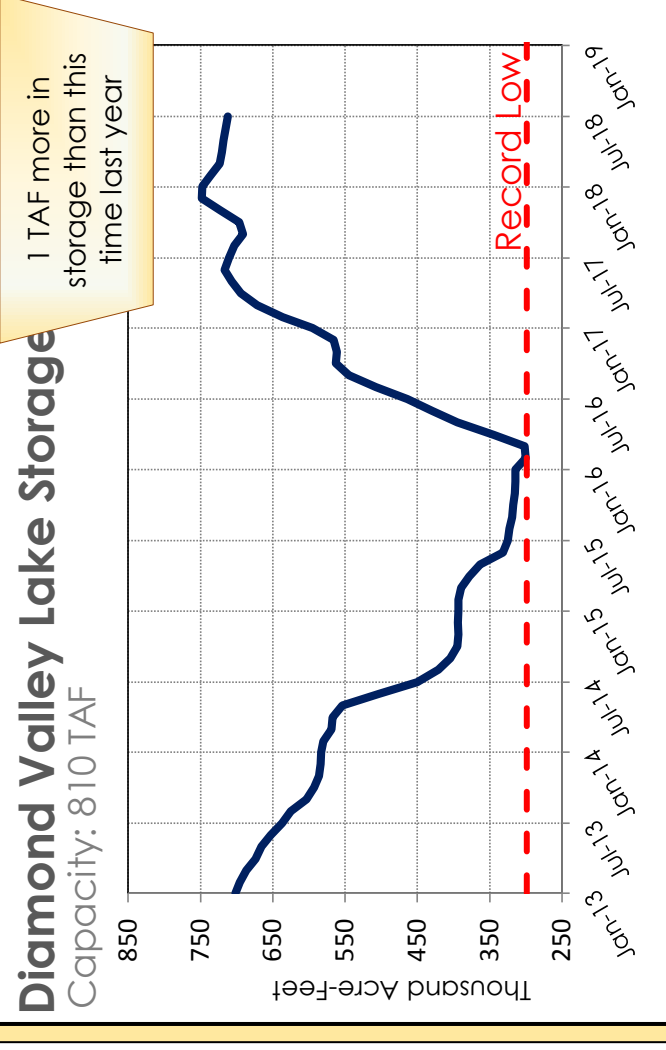
837,627 AF
67% of full CRA
Does not include storage withdrawals



Turn page for more CRA Data Flip Over for SWP

Highlights

- Statewide snowpack peaked at 58% of April 1 normal
- Sacramento River Runoff forecast is 72% of normal
- Snowpack in the Upper Colorado River Basin peaked at 74% of April 1 normal
- Lake Powell inflow forecast is at 46% of normal



This report is produced by the Water Resource Management and contains information from various federal, state, and local agencies. The Metropolitan Water District of Southern California cannot guarantee the accuracy or completeness of this information. Readers should refer to the relevant state, federal, and local agencies for additional or the most up to date water supply information. Reservoirs, lakes, aqueducts, maps, watersheds, and all other visual representations on this report are not drawn to scale.

<http://www.mwdh2o.com/WSCR>

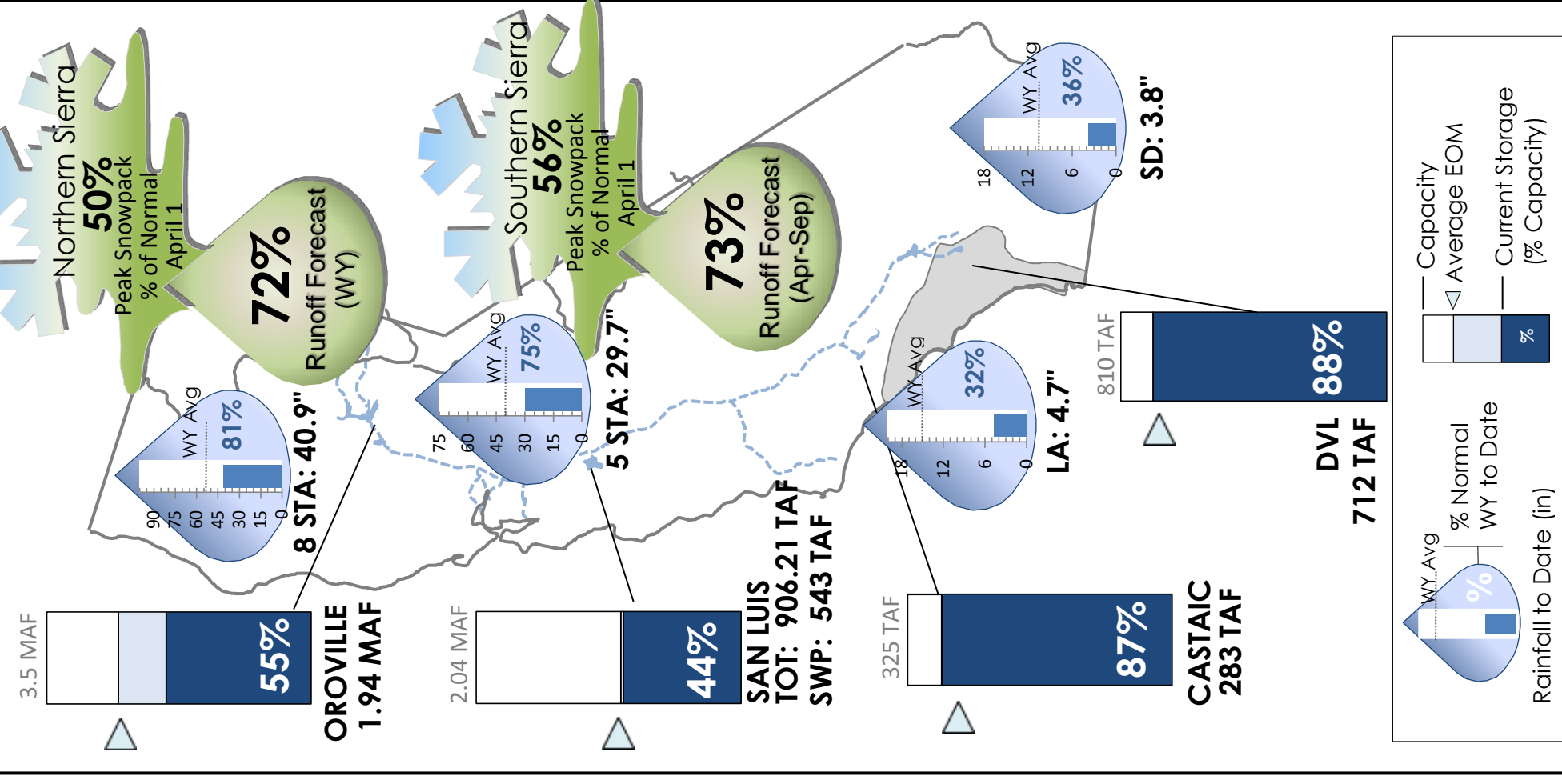
This report is best printed double sided on legal size paper (8.5" x 14") and folded in quarters

Water Supply Conditions Report

As of: 07/31/2018

2018 SWP Allocation

669,025 AF
35% of Table A



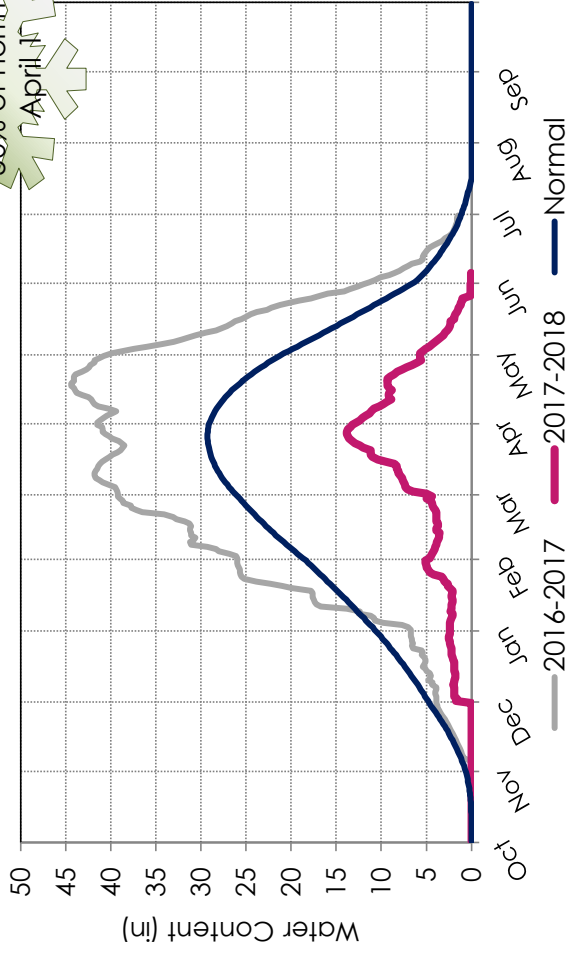
Turn page for more CRA Data Flip Over for more SWP Data

State Water Project Resources

As of: 07/31/2018

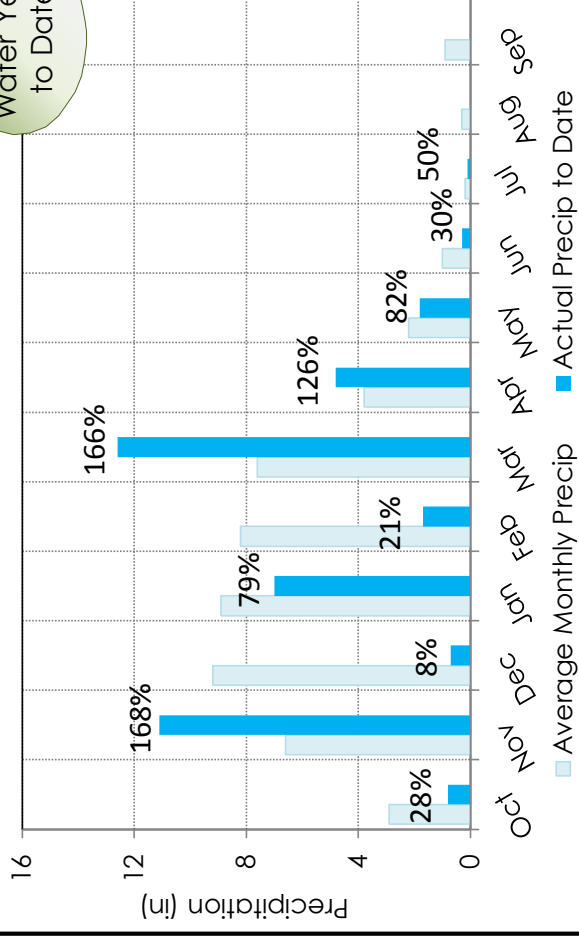
Northern Sierra Snowpack

Peak: 13.8 in.
50% of normal
April 11



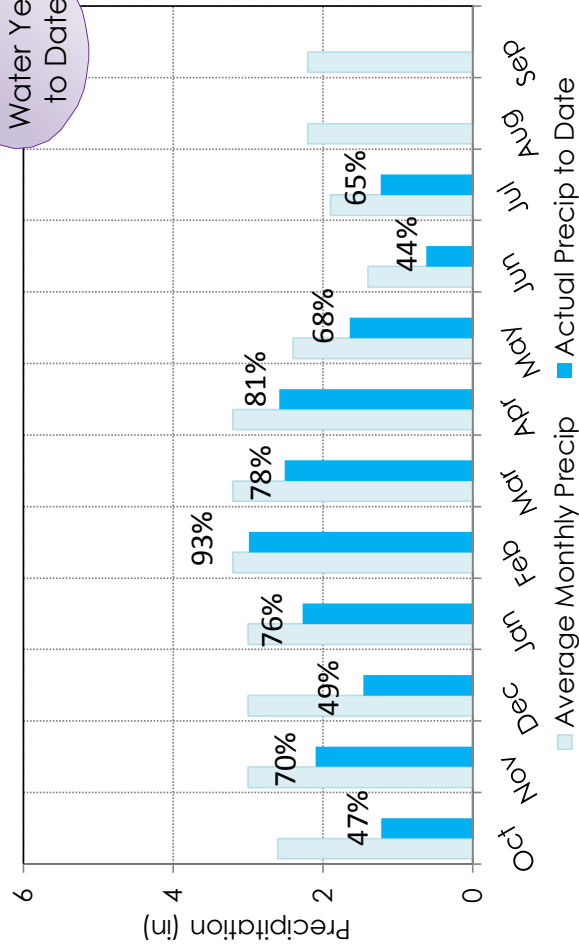
8 Station Index Precip

40.9 in.
Water Year
to Date



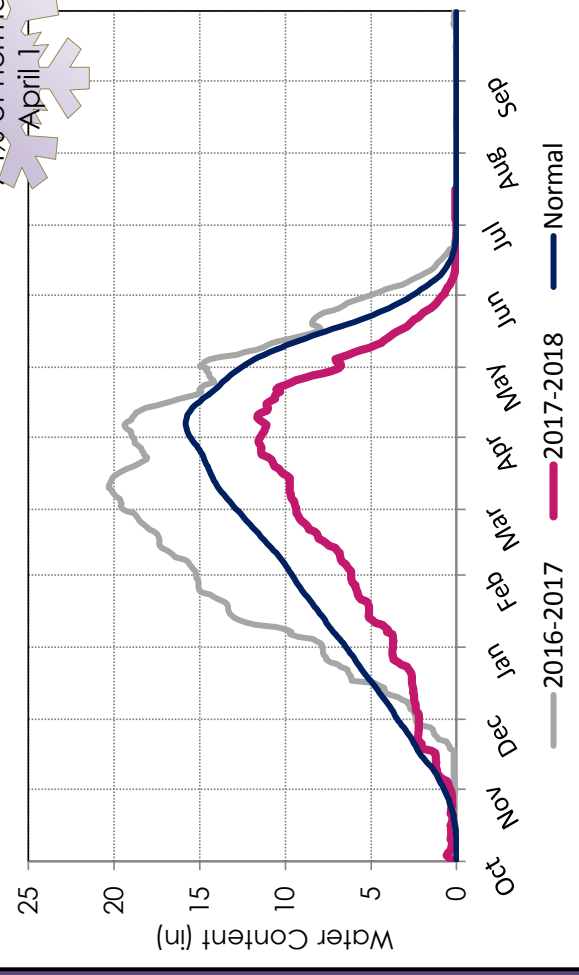
Upper Colorado Basin Precip

18.6 in.
Water Year
to Date




Upper Colorado Basin Snowpack

Peak: 11.6 in.
74% of normal
April 1

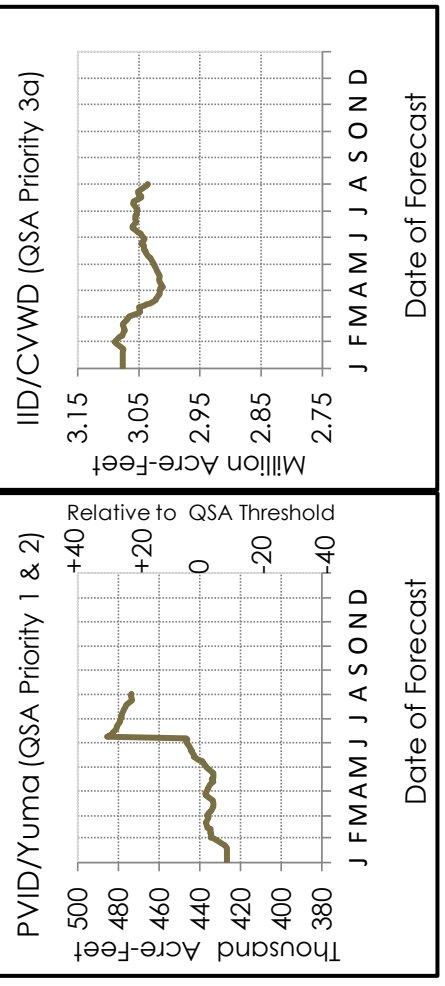


Oroville Reservoir Storage

167 TAF less in
storage than this
time last year

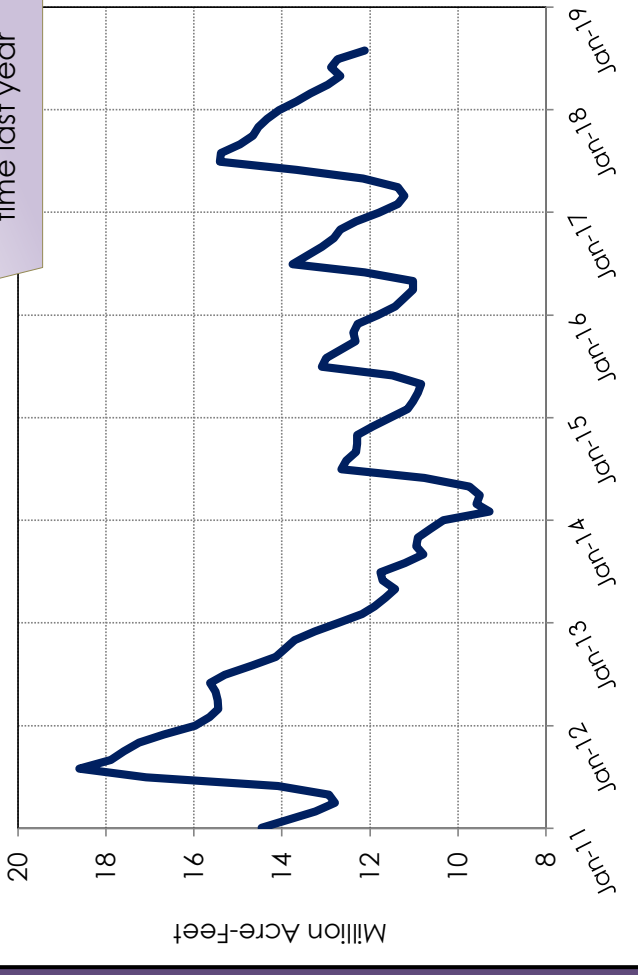


2017 Colorado River Ag Use




Lake Powell Storage

3.27 MAF less in
storage than this
time last year



San Luis Reservoir Storage

571 TAF less in SWP
storage than this
time last year

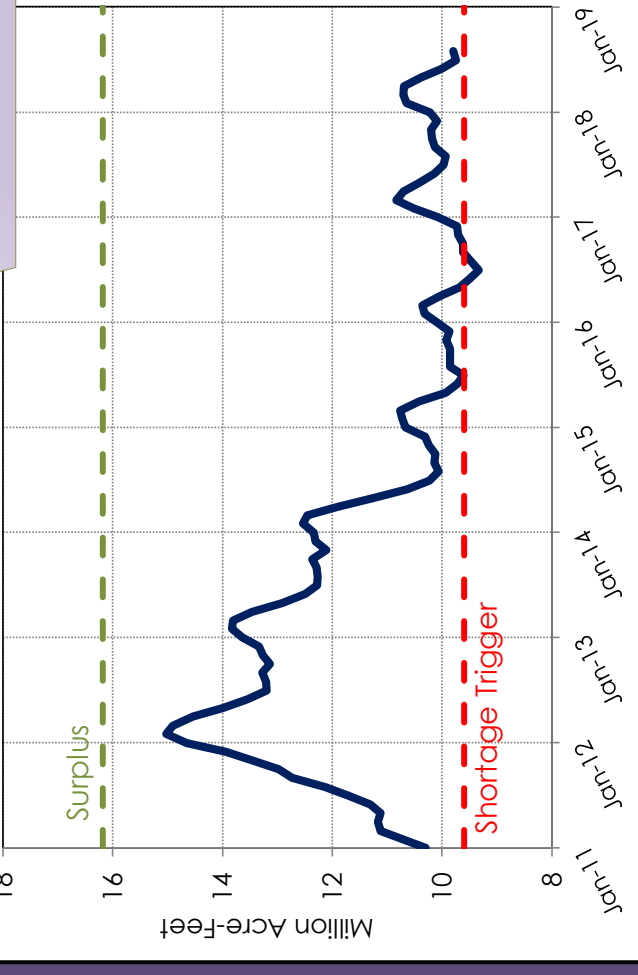


Other SWP Contract Supplies for 2018 (AF)

Transfer/Exchanges	16,500
Article 14b	27,500
Pool A/B (Purchased)	TBD
Carryover Supplies	297,000

Lake Mead Storage

132 TAF less in
storage than this
time last year



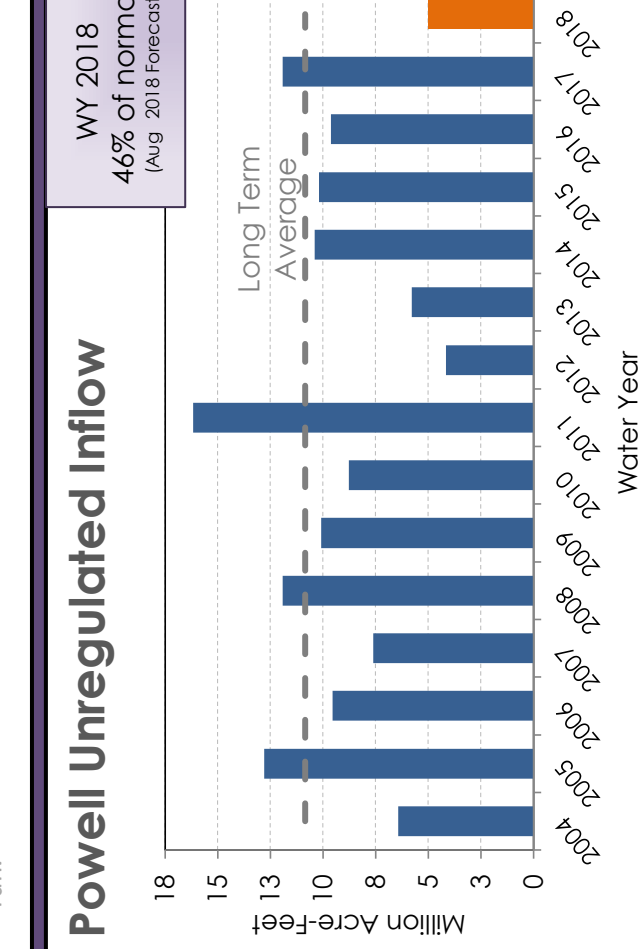
Lake Mead Shortage/Surplus Outlook

	2019	2020	2021	2022	2023
Shortage	0%	52%	64%	68%	65%
Surplus	0%	0%	3%	6%	10%

Likelihood based on results from the April 2018 USBR MTOM/CRSS model run.

Powell Unregulated Inflow

WY 2018
46% of normal
(Aug 2018 Forecast)

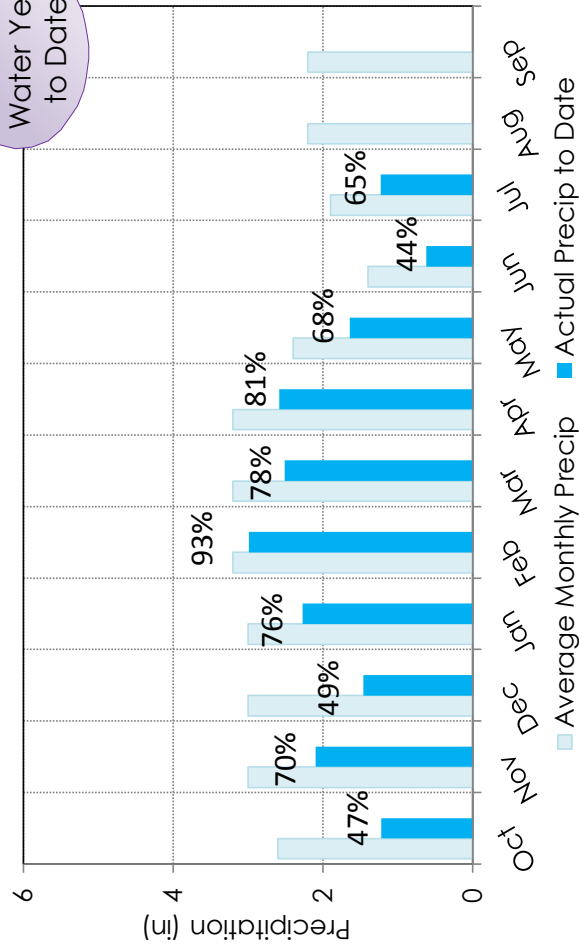


Colorado River Resources

As of: 07/31/2018

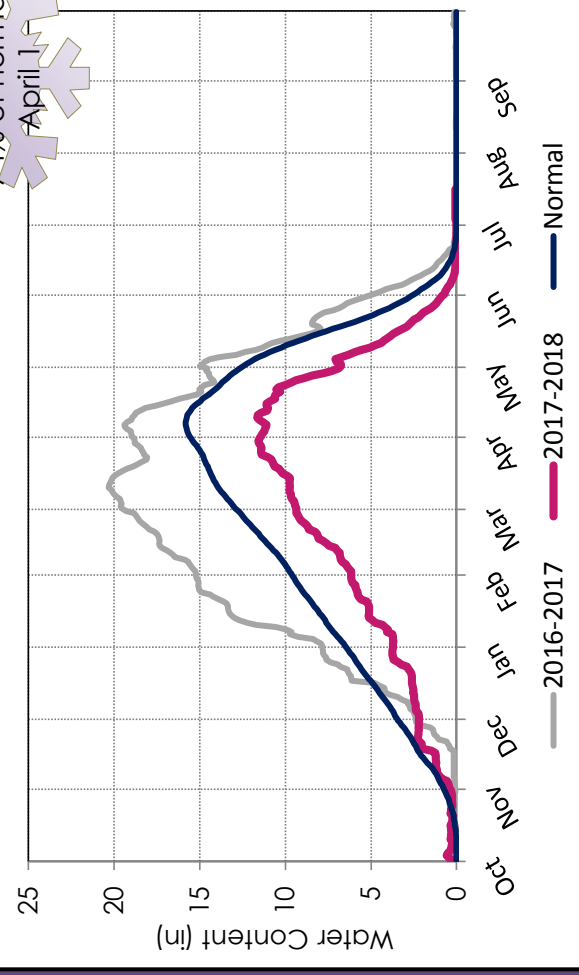
2017 Colorado River Ag Use

18.6 in.
Water Year
to Date



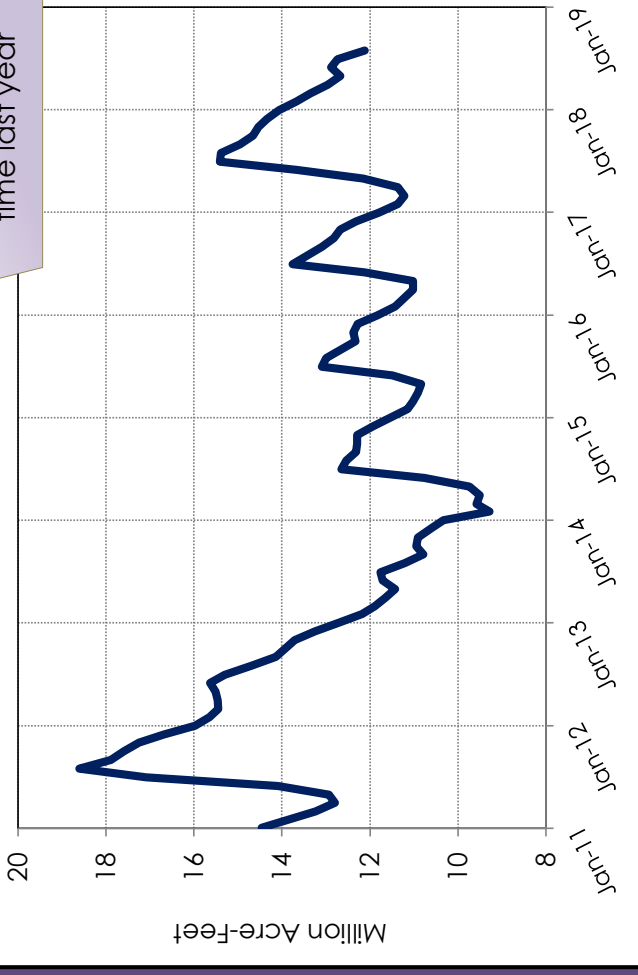
Upper Colorado Basin Snowpack

Peak: 11.6 in.
74% of normal
April 1



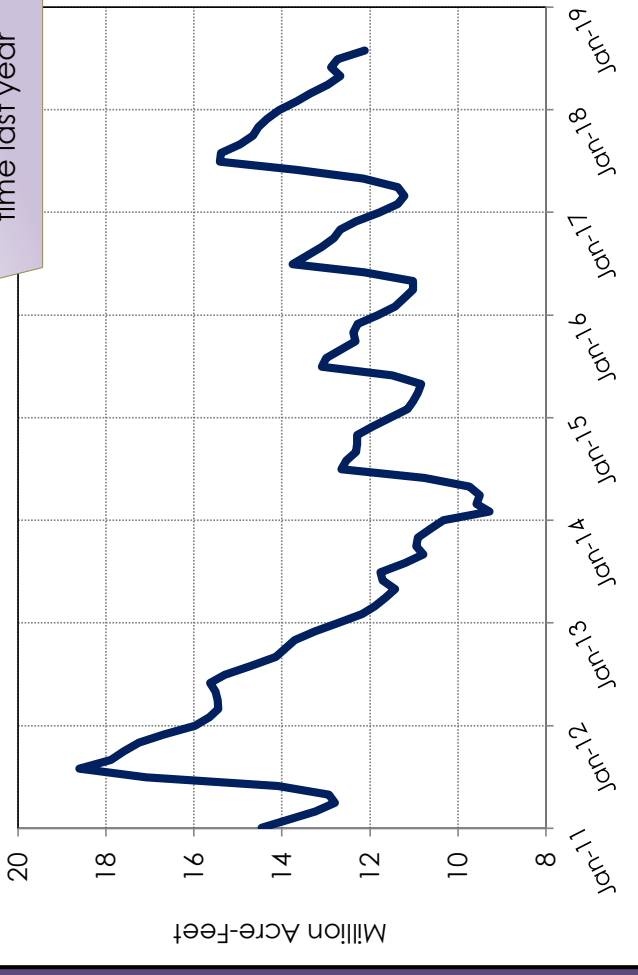
Lake Powell Storage

3.27 MAF less in
storage than this
time last year



Lake Mead Storage

132 TAF less in
storage than this
time last year



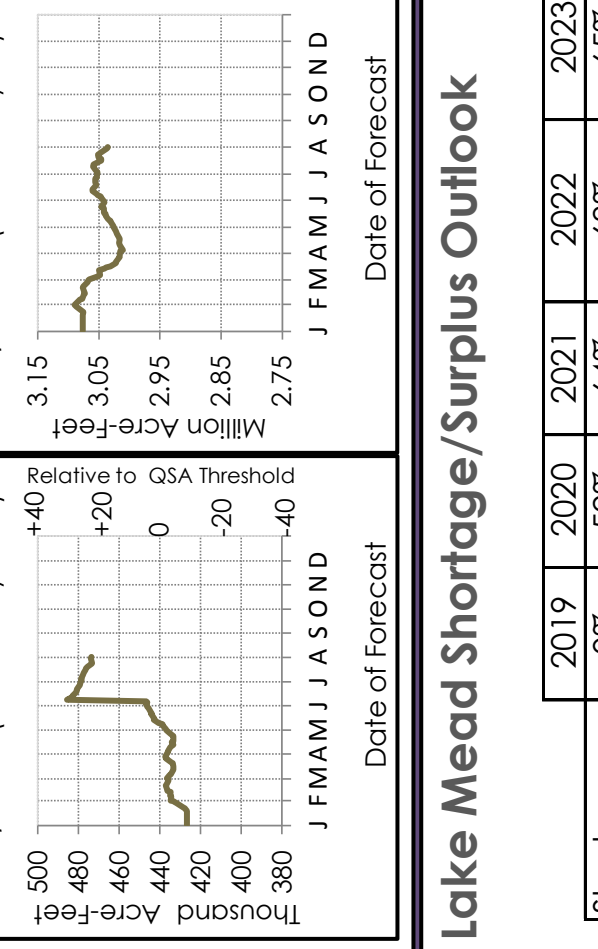
Lake Mead Shortage/Surplus Outlook

	2019	2020	2021	2022	2023
Shortage	0%	52%	64%	68%	65%
Surplus	0%	0%	3%	6%	10%

Likelihood based on results from the April 2018 USBR MTOM/CRSS model run.

Powell Unregulated Inflow

WY 2018
46% of normal
(Aug 2018 Forecast)





August 14, 2018 LVMWD Regular Board Meeting

TO: Board of Directors

FROM: Facilities & Operations

**Subject : Las Virgenes Reservoir Inundation Study and Emergency Action Plan:
Approval of Scope Change**

SUMMARY:

On September 12, 2017, the General Manager administratively approved a professional services agreement with Mead & Hunt, Inc., in the amount of \$34,603, for preparation of an updated inundation map and Emergency Action Plan (EAP) for the Las Virgenes Reservoir, which were required by California Water Code Sections 6160 and 6161. The updated inundation map and EAP were submitted to the State Division of Safety of Dams (DSOD) on December 21, 2017.

DSOD reviewed the submittal and provided comments that require additional work that was not covered under the original agreement. Staff proposes an amendment to the agreement to address DSOD's comments and provide for further revisions to the EAP based on comments that may arise during review by the California Governor's Office of Emergency Services (CalOES).

RECOMMENDATION(S):

Authorize the General Manager to execute a change in scope for the professional services agreement with Mead & Hunt, Inc., in the amount of \$18,260, to address comments by the Division of Safety of Dams and Governor's Office of Emergency Services on the updated inundation map and Emergency Action Plan for Las Virgenes Reservoir.

FISCAL IMPACT:

Yes

ITEM BUDGETED:

Yes

FINANCIAL IMPACT:

Sufficient funds for the additional work are available in the adopted Fiscal Year 2018-19 Budget. No additional appropriation is required.

DISCUSSION:

In 2017, Senate Bill 92 added Sections 6160 and 6161 to the California Water Code, requiring owners of state-regulated dams, except those classified as low hazard, to prepare EAPs containing inundation maps for emergency preparedness. Section 6161 (a)(1) requires dam owners to submit to DSOD inundation maps showing areas that would be subject to flooding under failure scenarios unique to the dam and the critical appurtenant structures of the dam.

Further, DSOD updated the hazard classification of all dams under its jurisdiction in 2017. The updated classifications were based solely on downstream hazards such as high population areas, NOT on the condition or performance of the dam. Westlake Reservoir (aka Las Virgenes) Dam was assigned a downstream hazard rating of "extremely high", which obligated the District to submit an EAP and updated inundation map by January 1, 2018. The dam is inspected annually by DSOD and has consistently been rated as "satisfactory", the DSOD's highest rating. This rating indicates that there are no existing or potential deficiencies, and the dam is "judged safe for continued operation."

Mead & Hunt prepared a technical study and updated inundation maps for a hypothetical breach of the dam that was submitted to DSOD for review. DSOD provided several comments that require revision to the study and maps. The additional work was not anticipated under the original agreement. The major requested revisions are as follows: to locate additional schools, hospitals, fire stations and police stations within the mapped area; to create a new map panel to show inundation resulting from failure of the west (saddle) dam only; and to analyze the hypothetical failure of the bottom outlet structure according to newer DSOD emergency regulations. The attached proposal describes the amended services Mead & Hunt will provide to address DSOD's comments.

The requested scope change is for \$13,260; however, staff is recommending an additional \$5,000 to address potential comments and revisions forthcoming from CalOES' review of the EAP. The amount of the scope change exceeds 10% of the original contract amount, which is the General Manager's authority; therefore, Board approval is required for this action.

After final approval of the updated inundation map and EAP by DSOD and CalOES, the documents will be shared with the Board, local first responders and the community.

GOALS:

Construct, Manage and Maintain All Facilities and Provide Services to Assure System Reliability and Environmental Compatibility

Prepared by: Eric Schlageter, P.E., Senior Engineer

ATTACHMENTS:

Request for Scope Change

July 17, 2018

David Lippman
Las Virgenes Municipal Water District
4232 Las Virgenes Road
Calabasas, CA 91302-1994

Subject: Proposed Amendment to Address DSOD Comments for Westlake Reservoir Inundation Study

David:

Mead & Hunt, Inc. (Mead & Hunt) is pleased to submit this proposal to provide engineering services for the above-referenced project.

Project Understanding

Mead & Hunt prepared a technical study and inundation maps for a hypothetical breach of Westlake Reservoir under an agreement with Las Virgenes Municipal Water District (District) dated September 12, 2017. The District submitted the study and maps to the California Department of Water Resources (DWR) Division of Safety of Dams (DSOD) for review and approval in late 2017. DSOD has since reviewed the study and maps and has provided review comments through email and phone discussions with District and Mead & Hunt staff. The work required to address the DSOD comments and obtain approval of the study and maps is not covered under the previous agreement. This proposal describes the amended services Mead & Hunt will provide to address DSOD's review comments so that DSOD can approve the study and maps.

Scope of Services

The amended services include the following additional task:

Task 4 – DSOD Review Comments

Mead & Hunt will address the review comments provided to date by DSOD and re-submit the technical study, inundation maps, and additional digital files for DSOD approval. Revisions to address DSOD review comments will consist of the following:

- Locate and include on revised map panels and additional schools, hospitals, fire stations, or police stations within the mapped area.
- Revise the inundation area for the west dam failure to show the inundation up to the breach section.

- Create a new map panel '1B' to show the inundation resulting from failure of the west dam only.
- Revise map panel '1' to '1A' and remove west dam failure inundation area and note.
- For map panels 2 through 7, revise the sixth line of title block from 'Main Dam' to 'Main Dam or West Dam'.
- Analyze the hypothetical failure of the bottom outlet structure according to DSOD Emergency Regulations, CCR §335 et seq (regulations dated June 7, 2018 submitted to the Office of Administrative Law (OAL) June 25, 2018).
- Request permission to use the City of Thousand Oaks LiDAR data for the bottom outlet failure analysis. This data was previously received by Mead & Hunt for a separate project.
- Create new map panels '1C' and '2C' for the bottom outlet structure failure using a similar map and labeling style as the previously-submitted maps for the main dam. A label will identify the 48-inch RCP storm drain that drains the park area into the box culvert under Three Springs Drive.
- Revise technical study to include:
 - discussion of bottom outlet structure failure analysis,
 - revise the listed breach volume,
 - discuss the computation of actual computed breach volume hydrograph and dead storage area in reservoir, and
 - provide additional justification for why the spillway structure is not a critical appurtenant structure.

Assumptions

- We assume that DSOD has provided all substantive review comments prior to the date of this proposal, and that these same have been shared with Mead & Hunt. We assume that any new comments received on or after the date of this proposal will not require substantial additional effort.
- We assume that a failure of the bottom outlet structure will not cause a significant hazard downstream of Potrero Dam (impounds Westlake Lake), and therefore the inundation area for that failure scenario will terminate in accordance with DSOD regulations at or upstream of Potrero Dam.
- The District will provide a designated representative with complete authority to transmit instructions and information, receive information, interpret policy, and define decisions.
- The District will provide available data, drawings, and information related to the project, if requested.

Deliverables

- Revised technical study, inundation maps, and digital files for critical appurtenant structure failure scenario, to DSOD (PDFs and digital files via electronic file transfer)
- Final technical study, inundation maps, and digital files, to DSOD (one hard copy of technical study with data disk including all PDFs and digital files).
- Final DSOD-approved technical study, inundation maps, and digital files to District (PDFs and digital files via electronic file transfer).
- GIS files of inundation boundaries in shapefile format, to District.

David Lippman

July 17, 2018

Page 3

Schedule

- Deliverables to DSOD within five weeks after written approval of this amendment.
- Deliverables to District within two weeks after final approval by DSOD.

Compensation

The work described under the Scope of Services will be performed on a lump-sum basis for a total sum of \$13,260.

We appreciate the opportunity to submit this proposal to the District.

Respectfully submitted,

MEAD & HUNT, Inc.



Ryan Greif, PE
Project Manager



Nathan Rockwood, PE SE
Vice President



August 14, 2018 LVMWD Regular Board Meeting

TO: Board of Directors

FROM: Finance & Administration

Subject : 2019 ACWA/JPIA Medical Insurance Premiums

SUMMARY:

The District contracts with ACWA/JPIA to provide medical insurance to its employees and Board Members. Through ACWA/JPIA, the District offers the following four medical plans: Anthem Blue Cross Classic PPO, Anthem Blue Cross Advantage PPO, Anthem Blue Cross California Care HMO and Kaiser Permanente HMO. This report summarizes the changes to the medical insurance premiums for the plans effective calendar year 2019.

FISCAL IMPACT:

Yes

ITEM BUDGETED:

Yes

FINANCIAL IMPACT:

The District's contribution towards employee and Board Member medical insurance premiums will increase beginning on January 1, 2019. Sufficient funds are available in the adopted Fiscal Year 2018-19 for the higher premiums. Future year budgets will be proposed to fund the higher premiums.

DISCUSSION:

ACWA/JPIA works diligently to provide its members with a selection of high-quality, cost-effective benefit plans. In light of changing healthcare regulations and in an effort to lessen the impact of rising healthcare costs, while continuing to meet the needs of member agencies, ACWA/JPIA conducts a thorough analysis of all available options each year. Health

plan providers, drug formulary list options, plan design elements like deductibles and copays, and more are all evaluated. ACWA/JPIA's Employee Benefits Program Committee, comprised of member agency directors and staff, carefully weighs participant impact as compared to cost-savings to find the right balance for member agencies before recommending renewal rates.

Following is a summary of the impacts to premiums:

- Anthem PPOs/CDHP – aggregate change is zero (Northern CA and Southern CA rates differ)
- Anthem HMOs rates – no change
- Kaiser North and South – increase of 2.6%

Attached is a summary of the 2019 medical insurance premiums, as compared to those in 2018, and the impact to the District, its employees and Board Members. On April 25, 2017, the Board approved changing Board Member medical insurance benefits effective January 1, 2019. The 2019 rates reflect that action.

GOALS:

Ensure Effective Utilization of the Public's Assets and Money

Prepared by: Sherri Paniagua, Human Resources Manager

ATTACHMENTS:

2019 Rates Comparison

2019 MEDICAL PLANS		<i>Monthly Premium</i>	<i>LVMWD Cost</i>	<i>Employee/ Board Member Biweekly Cost</i>	<i>Employee/ Board Member Monthly Cost</i>
BLUE CROSS CLASSIC PPO	Single	\$810.70	\$810.70	\$0.00	\$0.00
	2-Party	\$1,651.56	\$1,651.56	\$0.00	\$0.00
	Family	\$2,132.06	\$1,710.54	\$210.76	\$421.52
BLUE CROSS ADVANTAGE PPO	Single	\$682.57	\$682.57	\$0.00	\$0.00
	2-Party	\$1,388.89	\$1,388.89	\$0.00	\$0.00
	Family	\$1,792.51	\$1,710.54	\$40.98	\$81.97
BLUE CROSS CALIFORNIA CARE HMO	Single	\$703.42	\$703.42	\$0.00	\$0.00
	2-Party	\$1,396.98	\$1,396.98	\$0.00	\$0.00
	Family	\$1,873.37	\$1,710.54	\$81.41	\$162.83
KAISER PERMANENTE HMO	Single	\$623.16	\$623.16	\$0.00	\$0.00
	2-Party	\$1,236.43	\$1,236.43	\$0.00	\$0.00
	Family	\$1,745.45	\$1,710.54	\$17.45	\$34.91

2018 MEDICAL PLANS		<i>Monthly Premium</i>	<i>LVMWD Cost</i>	<i>Employee Biweekly Cost</i>	<i>Employee Monthly Cost</i>	<i>Board Member Monthly Cost</i>
BLUE CROSS CLASSIC PPO	Single	\$803.55	\$803.55	\$0.00	\$0.00	\$0.00
	2-Party	\$1,636.89	\$1,636.89	\$0.00	\$0.00	\$0.00
	Family	\$2,200.40	\$1,666.88	\$266.76	\$533.52	\$44.01
BLUE CROSS ADVANTAGE PPO	Single	\$676.56	\$676.56	\$0.00	\$0.00	\$0.00
	2-Party	\$1,376.57	\$1,376.57	\$0.00	\$0.00	\$0.00
	Family	\$1,849.91	\$1,666.88	\$91.51	\$183.03	\$0.00
BLUE CROSS CALIFORNIA CARE HMO	Single	\$703.42	\$703.42	\$0.00	\$0.00	\$0.00
	2-Party	\$1,396.98	\$1,396.98	\$0.00	\$0.00	\$0.00
	Family	\$1,873.37	\$1,666.88	\$103.24	\$206.49	\$0.00
KAISER PERMANENTE HMO	Single	\$607.42	\$607.42	\$0.00	\$0.00	\$0.00
	2-Party	\$1,204.96	\$1,204.96	\$0.00	\$0.00	\$0.00
	Family	\$1,700.90	\$1,666.88	\$17.01	\$34.02	\$0.00



August 14, 2018 LVMWD Regular Board Meeting

TO: Board of Directors

FROM: Finance & Administration

Subject : GFOA Award for Popular Annual Financial Report

SUMMARY:

The District has a tradition of ensuring the transparency of its operations and finances and has continuously sought ways to make complex information more accessible to the public. The attached Popular Annual Financial Report presents a review of the District's activities and finances for Fiscal Year 2016-17 and earned an award from the Government Finance Officers Association.

FISCAL IMPACT:

No

ITEM BUDGETED:

No

DISCUSSION:

The District first issued a Popular Annual Financial Report for Fiscal Year 2013-14. The Government Finance Officers Association of the United States and Canada (GFOA) has given the District an Award for Outstanding Achievement in Popular Annual Financial Reporting to the for the year ended June 30, 2017. The Award for Outstanding Achievement in Popular Annual Financial Reporting is a prestigious national award recognizing conformance with the highest standards for preparation of state and local government popular reports.

The Fiscal Year 2016-17 Popular Annual Financial Report continues the District's tradition of making complex financial information easily accessible. This year's report, "Preparing for the Future," provides a summary of significant projects completed during the year; a discussion of the upcoming Pure Water Project Las Virgenes-Triunfo; and a summary of the District's audited financial statements.

GOALS:

Sustain Community Awareness and Support

Prepared by: Donald Patterson, Director of Finance and Administration

ATTACHMENTS:

Fiscal Year 2016-17 Popular Annual Financial Report
GFOA Award

PREPARING FOR THE FUTURE

POPULAR ANNUAL FINANCIAL REPORT FY 2016-17



4232 LAS VIRGENES ROAD, CALABASAS
LOS ANGELES COUNTY, CALIFORNIA



Board of Directors Fiscal Year 2016-17

Charles P. Caspary, Division 1
Glen D. Peterson, Division 2
Lee Renger, Division 3
Leonard E. Polan, Division 4
Jay Lewitt, Division 5

Mission Statement

Dedicated to providing high-quality water service in a cost-effective and environmentally sensitive manner.

Vision Statement

Valuing every drop - bringing water full circle

We are guided by these values in our interactions with others:

- Integrity
- Respect
- Commitment
- Responsibility
- Collaboration
- Leadership



Founded in 1958, Las Virgenes Municipal Water District (LVMWD) is a special district that provides potable water, wastewater treatment, biosolids composting and recycled water services for a 122-square-mile service area located in Western Los Angeles County. LVMWD is organized under the Municipal Water District Law of 1911 (California Water Code 71000).

What is a “Popular Annual Financial Report”?

This Popular Annual Financial Report (PAFR) represents LVMWD’s ongoing commitment to transparency in its operations and governance. Additional information, including the District’s annual budget, Comprehensive Annual Financial Report (CAFR), planning documents and more, can be found at LVMWD.com/Financial-Reports. The District was awarded the District Transparency Certificate of Excellence by the Special District Leadership Foundation and the Certificate of Achievement for Excellence in Financial Reporting by the Government Finance Officers Association (GFOA) of the United States and Canada for its CAFR and PAFR in Fiscal Year (FY) 2015-16.

Dear Customers and Stakeholders,

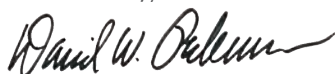
As we prepare this Popular Annual Financial Report highlighting the accomplishments of Fiscal Year (FY) 2016-17, the areas surrounding the District are affected by severe wildfires that continue to burn in what has been one of the most destructive fire seasons in California history. This comes on the heels of a record-setting wet 2015-16 water year that followed a five-year drought that started in 2011. These events highlight the challenging extremes that have always been part of managing water in California and have grown more pronounced over the past decade. Considering the implications of rising snow levels in the Sierra Nevada Mountains together with snowmelt occurring earlier in the season, the District needs to manage its water resources in new ways.

During FY 2016-17, the District addressed these challenges and others through its dedication to providing high-quality water service. The multi-year \$37.6 million Backbone Improvement Program continued to strengthen the potable water system with the completion of expansion of the Westlake Filtration Plant and modernization of the Westlake Pump Station. Looking forward, the District and Triunfo Sanitation District, through the Las Virgenes-Triunfo Joint Powers Authority (JPA), moved forward with plans for the Pure Water Project Las Virgenes-Triunfo. The project was the result of a collaborative effort between the two agencies and numerous stakeholders, from environmental groups to local cities, to identify the best long-term use of the JPA's excess recycled water produced by the Tapia Water Reclamation Facility. When completed, the project will provide up to 5,000 acre-feet of local, drought resilient water supplies to the JPA. As we move forward, it will continue to be important for the District to remain focused on the project, while also supporting regional, state and federal efforts to improve the reliability of imported water supplies.

The District was able to accomplish its goals in FY 2016-17, while continuing to maintain some of the lowest rates for service in the region. The District's financial prudence allowed the Board of Directors to forgo a previously approved January 1, 2016 increase in sanitation rates, holding steady the rates established in 2015. Customer water budgets also continued to emphasize and reward efficient use of water by limiting the highest cost water to those who are inefficient and/or wasteful. The District's investments in the future and rate structure have positioned it well to maximize its resources and value every drop of water.

This report highlights the accomplishments of FY 2016-17 and provides a summary of the District's use of resources to provide high-quality service in a cost-effective and environmentally sensitive manner. It also reflects the leadership of the Board of Directors and the dedication of the 118 men and women of the Las Virgenes Municipal Water District. I encourage you to review this document, along with the more detailed information found in the District's Comprehensive Annual Financial Report and Annual Budget, both of which are available at LVMWD.com/Financial-Reports.

Sincerely,



David W. Pedersen, P.E.
General Manager



DO

WE

WHAT

Sanitation

We take all the water that flows from homes, schools and businesses and treat it to a water quality standard suitable for irrigation or discharge to the ocean via Malibu Creek.



Recycled Water

Treated wastewater, or recycled water, is distributed through 68 miles of pipe to 11 parks, 17 schools, 52 common areas for homeowners associations, 3 golf courses, and many street medians and parkways throughout the District.



Biosolids

Treated biosolids, a by-product of the wastewater treatment process, are transformed into compost that has achieved a Class A – Exceptional Quality rating from the Environmental Protection Agency (EPA), the agency's highest designation.



Potable Water

We reliably deliver high-quality drinking water to over 75,000 residents and businesses throughout western Los Angeles County.





The Las Virgenes–Triunfo Joint Powers Authority (JPA)


The JPA provides sanitation services for about 100,000 customers in western Los Angeles County and eastern Ventura County. Wastewater is treated at the Tapia Water Reclamation Facility, and the biosolids generated during this treatment are processed at the Rancho Las Virgenes Composting Facility. Both

facilities are jointly owned and operated by the JPA. This partnership creates an efficient means to serve residents within the Malibu Creek watershed.

The sanitation enterprise charges in this report reflect the total cost and revenue to provide these services for LVMWD customers.

DID YOU KNOW?

Water travels more than 400 miles from the High Sierra Mountains to reach your faucet.



Facts & Figures



Established
1958



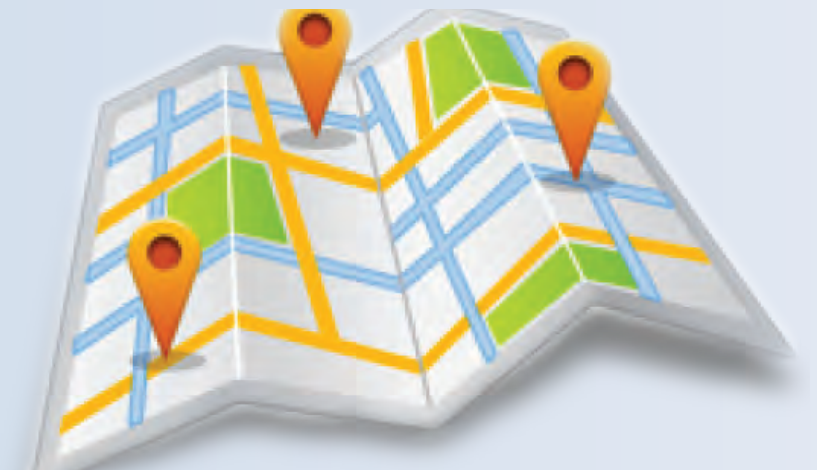
Governance

Five-member board of directors, publicly elected by geographic division



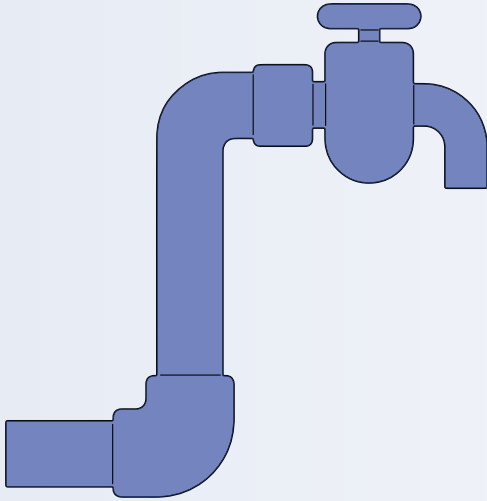
Budget 2017-2018

\$65.3 million



Service area

122 square miles



Customer connections

Potable Water	
Residential	18,334
Commercial	838
Recycled Water	654



Water served 2016-17

Potable	17,364 acre feet
Recycled	3,346 acre feet



Population Served

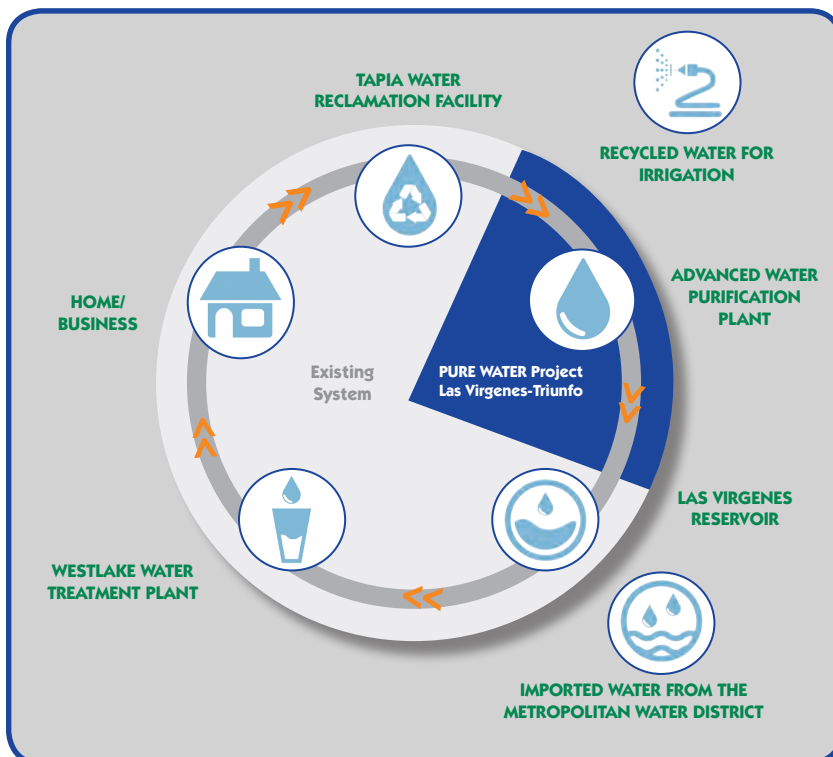
LVMWD serves 70,000 residents in Agoura Hills, Calabasas, Westlake Village, and parts of incorporated Los Angeles County. Triunfo Sanitation District, its Joint Powers Authority partner, provides sanitation services to 30,000 residents in Ventura County.

Preparing for the Future

As the recent drought demonstrated, water supplies in California are a resource that must be carefully managed to ensure continued availability of clean, safe, reliable drinking water. During FY 2016-17, Las Virgenes Municipal Water District took several actions to increase the District's water supply resiliency. The most significant step was to invest in the Pure Water Project Las Virgenes-Triunfo. Other steps include implementation of customized water budgets to encourage efficient water use and continuing to invest in the District's infrastructure.



Pure Water Project



As a result of an extensive stakeholder-driven process, the Pure Water Project emerged as the preferred solution to comply with discharge requirements of recycled water to Malibu Creek. The project addresses long-standing concerns with these discharges and creates a reliable local water supply for the region. The project will take surplus recycled water from the Tapia Water Reclamation Facility and treat it to a quality better than drinking water standards. The purified water will be mixed with imported water stored in Las Virgenes Reservoir to augment the District's drinking water supply.


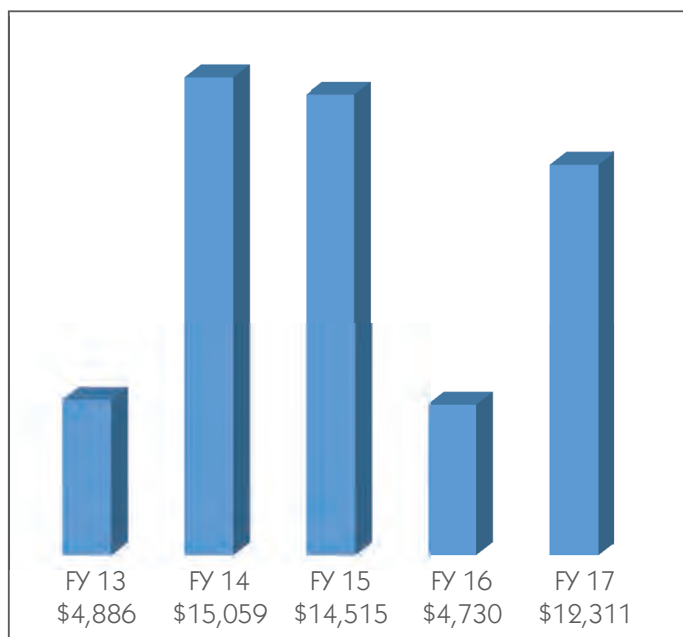
Investing for the Future

The District takes great pride in ensuring delivery of water and sanitation services to our customers through a comprehensive capital improvement program (CIP). Adequate investments are made to maintain a reliable system to address emergencies and unplanned service interruptions.

During FY 2016-17, the District continued its work on the multi-year, \$37.6 million Backbone Improvement Program. This program included completion of transmission mains in Agoura Hills and Calabasas, a five-million gallon storage tank in Westlake Village, expansion of the Westlake Filtration Plant, and modernization of the Westlake Pump Station. These projects will improve system reliability by modernizing and expanding facilities to meet current and future demands.

Major Capital Improvement Projects

(in thousands of dollars)



The photos at the right show Las Virgenes Reservoir, before and after the construction of the five-million gallon storage tank.

Did You Know?

One of the first projects to recycle wastewater into drinking water has been in operation since 1968 in Windhoek, Namibia. Locally, the Orange County Water District has operated an advanced water purification facility since 2008.



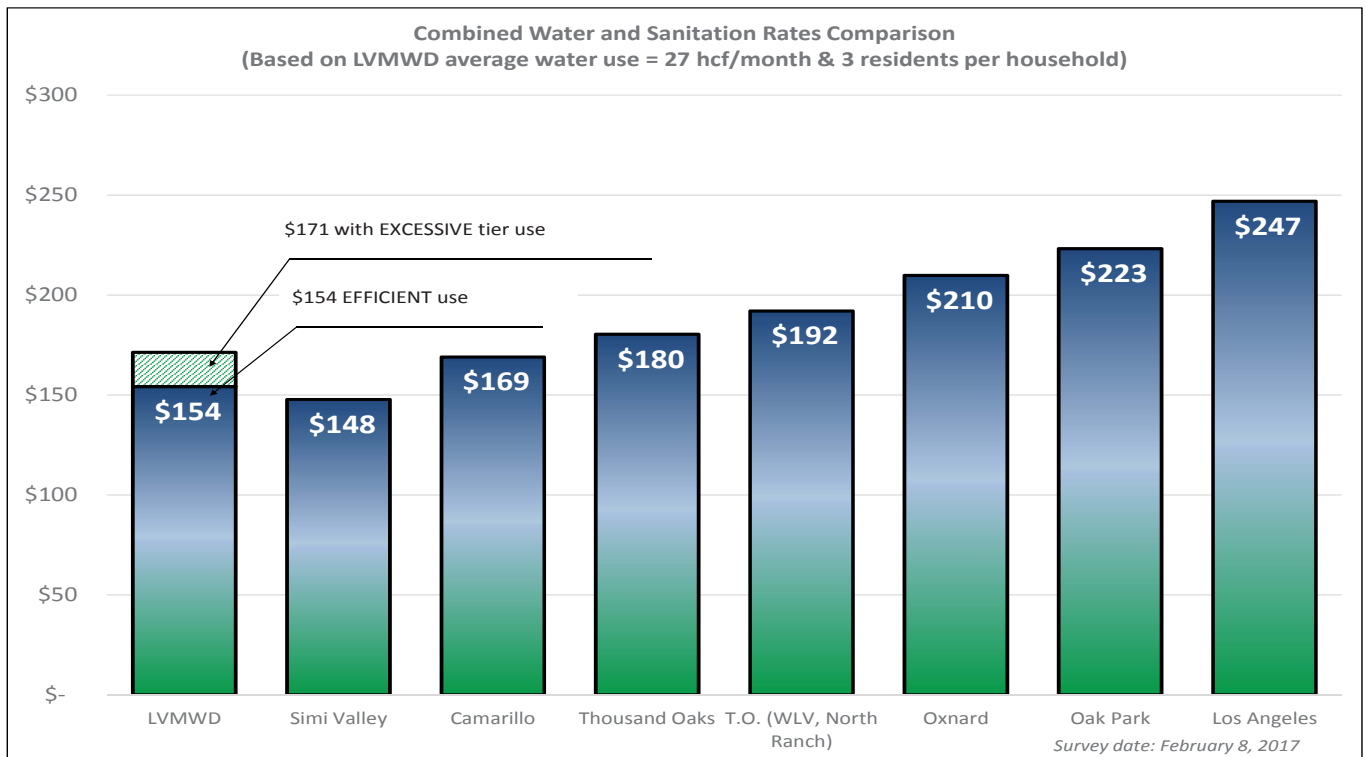
Keeping Service Rates Low

As a result of the District's strong financial management and long-term planning, customers have continuously paid some of the lowest rates in the region for water and wastewater services.

In 2015, the Board of Directors adopted a five-year rate plan that, through modest increases, will supply the District with the resources necessary to continue providing high-quality water and sanitation services to customers. That rate plan, expires in 2020; and, in 2018, the District will begin a study to determine rates for the next five-year period.

Due to regulations passed over the last several decades, most notably Proposition 218 in 1996

and, more recently, Proposition 26 in 2011 and the 2015 San Juan Capistrano decision (Capistrano Taxpayers Association Inc. v City of San Juan Capistrano), the rates and fees the District charges must have a direct link to each service it provides. In other words, potable water revenue must be used to manage and operate the potable water system, recycled water revenue must be used to manage and operate the recycled water system, and sanitation revenue must be used to manage and operate the sanitation system. The District's rate structure, financial systems and processes ensure compliance with these requirements.



Notes:

1. Many factors affect the cost of providing services because conditions differ from one area to another.
2. City of Oxnard sanitation based on "large lot" with 60% wastewater return flow.
3. LA DWP water cost based on efficient use at Tiers 1 and 2 only. Sanitation cost is based on a winter water use of 45% less flow and a DWCF = 0.90.

Water Budgets

Water is a valuable resource, and the District implemented water budget-based rates to encourage efficient water use. Water budgets for residential customers are calculated based on the number of people living in the home, the square feet of irrigated area, and evapotranspiration or plant water demand based on local weather.

Water budgets for commercial customers are calculated based on historical usage. Water budgets consist of four tiers: Efficient Indoor, Efficient Outdoor, Inefficient, and Excessive. The tiers are designed so that efficient water use results in the lowest cost to the customer.

More information on water budgets is available at [LVMWD.com/WaterBudgets](https://www.lvmwd.com/WaterBudgets)



D ID YOU KNOW?

LVMWD provides FREE water surveys to help customers achieve efficient water use.

FINANCIAL SUMMARY

FY 2016-17 Financial Performance

Las Virgenes Municipal Water District (LVMWD) uses the accrual method of accounting in accordance with generally accepted accounting principles to produce its financial statements. The following table illustrates how the District uses the adopted budget to monitor and compare actual financial performance. Generally Accepted Accounting Principles (GAAP) and auditing standards do not require the adopted budget to be included in the audited financial statements.

The District’s FY 2016-17 financial results are gradually improving since the mandatory water restrictions were lifted in April 2017. Potable water sales increased 9.46% during FY 2016-17. Recycled water sales experienced a reduction by 28.33% due to record rainfall; however, the overall financial position of the District is stable.

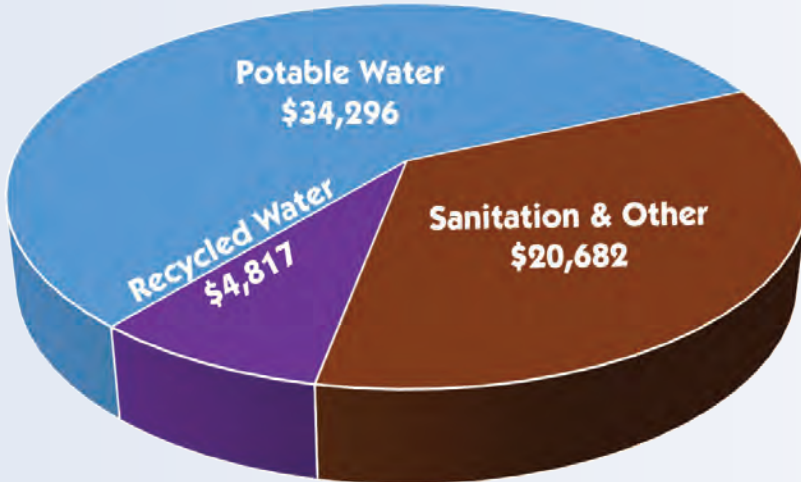
LVMWD operates a Joint Powers Authority (JPA) with Triunfo Sanitation District for the transmission and treatment of sanitation. Additional information about the JPA can be found in both the District’s Comprehensive Annual Financial Report (CAFR) and the JPA Audited Financial Statements on the District’s website at LVMWD.com/Financial-Reports.

Financial Highlights

- The District’s net position increased by \$7.4 million to \$222.5 million.
- During the year the District’s revenues increased by 11.03% to \$61.4 million, while expenses decreased by 0.6% to \$54.6 million.
- Capital contributions to the District increased to \$0.62 million or 64% more than last year.

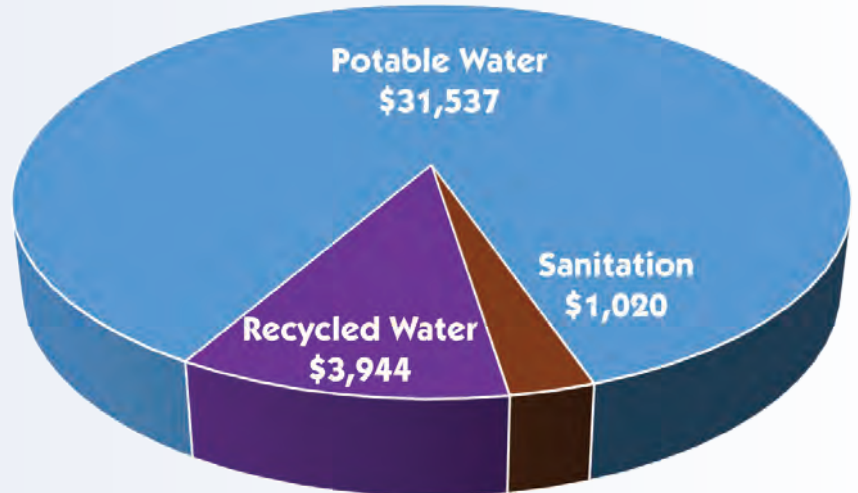
Operating Revenue

FY 2016-17
(in thousands of dollars)



Operating Expenses*

FY 2016-17
(in thousands of dollars)



*Excludes LVMWD share of JPA operations

Audit of District's Financial Statements by Independent Auditor

State statute requires an annual audit by independent certified public accountants. The District's FY 2016-17 financial statements were audited by the District's auditor, The Pun Group LLP, Irvine, CA, in accordance with GAAP auditing standards, and the statements met the State Controller's Minimum Audit Requirements for California Special Districts. The District's Audited Financial Statements and accompanying Independent Auditor's Report can be found in the District's Comprehensive Annual Financial Report (CAFR), available online at LVMWD.com/Financial-Reports.

Financial Analysis of the District

The analysis of the District is focused on the financial statements. The statements provide information on whether the District, as a whole, is in a stronger or weaker financial position compared to the last year. The Statement of Net Position and the Statement of Revenues, Expenses, and Changes in Net Position provide a means to measure the District's financial health or financial position. Over time, increases or decreases in the District's net position are one indicator of whether its financial health is improving or deteriorating. However, you will need to consider other non-financial factors such as changes in economic conditions, population growth, zoning, and new or changed government legislation.

Condensed Statement of Net Position (in thousands of dollars)	FY 2017	FY 2016	FY 2015
Current and Other Assets	\$ 82,884	\$ 80,676	\$ 77,658
Capital Assets	\$ 125,810	\$ 120,197	\$ 120,949
Investment in JPA	\$ 62,556	\$ 63,943	\$ 66,721
Total Assets	\$ 271,250	\$ 264,816	\$ 265,328
Deferred Outflow of Resources	\$ 9,158	\$ 3,072	\$ 3,045
Long-Term Debt Outstanding	\$ 14,670	\$ 18,060	\$ 20,177
Net Pension Liability	\$ 19,563	\$ 15,171	\$ 15,870
Other Liabilities	\$ 18,956	\$ 15,646	\$ 13,114
Total Liabilities	\$ 53,189	\$ 48,877	\$ 49,161
Deferred Inflows of Resources	\$ 4,707	\$ 3,909	\$ 4,892
Net Position:			
Net Investment in Capital Assets	\$ 108,930	\$ 101,274	\$ 100,170
Restricted	\$ 2,654	\$ 2,635	\$ 2,652
Unrestricted	\$ 110,928	\$ 111,192	\$ 111,498
Total Net Position	\$ 222,512	\$ 215,101	\$ 214,320

Definitions

Capital Assets: Includes land, buildings, including water and sewer lines, wastewater facilities, reservoirs, tanks, distribution facilities, compost facility, maintenance and administration facilities, vehicles, and equipment net of depreciation.

Currents and Other Assets: Assets easily converted to cash or consumed within one year: cash, investments, receivables, and prepaid expenses.

Deferred Outflow of Resources: Represents outflow of resources that apply to future periods and that, therefore, will not be recognized as an expense until that time.

Long-Term Debt Outstanding: Payment due on LVMWD's 2009 Sanitation Refunding Bond that are more than 12 months in the future.

Other Liabilities: Payment due on obligations owed by LVMWD within the next 12 months.

Restricted Assets: Cash and investments set aside for a specific purpose.

Total Net Position: Equity associated with general government assets and liabilities.

Unrestricted Assets: Agency-owned assets that can be used for any purpose.

D ID YOU KNOW?

Of the District's FY 2016-17 \$36.5MM in operating expenses, 43.07% was for staff cost.



Condensed Statement of Revenues, Expenses and Changes in Net Position	FY 2017	FY 2016	FY 2015
Operating Revenues:			
Water Sales	\$ 39,963	\$ 32,949	\$ 37,547
Sanitation and Other	\$ 19,832	\$ 20,080	\$ 18,636
Non-operating Revenues:			
Taxes and Penalties	\$ 953	\$ 926	\$ 904
Interest Income and Other	\$ 625	\$ 1,360	\$ 833
Total Revenues	\$ 61,373	\$ 55,315	\$ 57,920
Depreciation Expense	\$ 4,076	\$ 4,712	\$ 4,579
Other Operating Expenses	\$ 36,500	\$ 36,419	\$ 39,540
Share of JPA Net Expenses	\$ 13,139	\$ 12,955	\$ 13,828
Non-Operating Expenses	\$ 867	\$ 825	\$ 1,270
Total Expenses	\$ 54,582	\$ 54,911	\$ 59,217
Income (Loss) Before Capital Contributions	\$ 6,791	\$ 404	\$ -1,297
Capital Contributions	\$ 620	\$ 377	\$ 990
Change in Net Position	\$ 7,411	\$ 781	\$ -307
Net Position - Beginning of Year	\$ 215,101	\$ 214,320	\$ 214,627
Net Position - End of Year	\$ 222,512	\$ 215,101	\$ 214,320

Definitions

Capital Contributions: Funds that are used for capital and expansion projects.

Change in Net Position: The total of net income (loss) plus capital contributions.

Depreciation Expense: If an asset is expected to produce a benefit in future periods, some of these costs must be deferred rather than treated as a current expense. LVMWD records depreciation expense in its financial reporting as the current period's allocation of such costs.

Income (Loss) Before Capital

Contributions: The difference between total revenue less total expenses.

Net Position: The sum of total net position at the beginning of the fiscal year plus the change in net position resulting in ending net position at the end of the fiscal year.

Non-Operating Revenues and

Expenses: Revenues and expenses that are incidental to LVMWD's main purpose and derived from activities not directly related to LVMWD's operations: taxes and penalties, interest earnings and rental income, and costs associated with debt.

Operating Expenses: Expenses incurred in the provision of potable water,

sanitation, and recycled water services.

Operating Revenues: Revenues received for the sale of water to customers, services, inspections, and programs provided by LVMWD.


JPA Expense: LVMWD and Triunfo Sanitation District established a Joint Powers Authority (JPA) to construct, operate, maintain and provide for the replacement of joint sewerage system. The share of JPA net expenses is LVMWD's allocation of combined net revenue and expenditure activity within the JPA.

Capital Assets

At the end of FY 2016-17, the District had invested \$234.9 million in a broad range of infrastructure including water and sewer lines, wastewater facilities, reservoirs, tanks, distribution facilities, compost facility, maintenance and administration facilities, vehicles and equipment and an investment in Joint Venture of \$62.6 million.

Capital Assets (In thousands of dollars)	FY 2017	FY 2016	Dollar Change
Land	\$ 6,915	\$ 6,915	\$ 0
Buildings and Improvements	\$ 22,023	\$ 22,023	\$ 0
Machinery and Equipment	\$ 11,173	\$ 10,933	\$ 240
Infrastructure	\$ 188,638	\$ 182,026	\$ 6,612
Construction in Progress	\$ 6,108	\$ 3,867	\$ 2,241
Subtotal	\$ 234,857	\$ 225,764	\$ 9,093
Less Accumulated Depreciation	\$ 109,048	\$ 105,567	\$ 3,481
Net Property, Plant and Equipment	\$ 125,809	\$ 120,197	\$ 5,612
Investment in Joint Venture	\$ 62,556	\$ 63,943	\$ -1,387
Total Capital Assets	\$ 188,365	\$ 184,140	\$ 4,225

Major Capital Improvement Projects (In thousands of dollars)	FY 2017
Westlake Pump Station Upgrade	\$ 4,236
Westlake Filtration Plant Expansion	\$ 3,838
Centrate Equalization Tank	\$ 1,785
Tapia Primary Tanks No. 2-5 Rehabilitation	\$ 874
Jed Smith Pipeline Replacement	\$ 643
Tapia Sluice Gates and Drives Replacement	\$ 437
Twin Lakes Tank Site Drainage Project	\$ 274
Recycled Water Seasonal Storage Study	\$ 224
Total	\$ 12,311

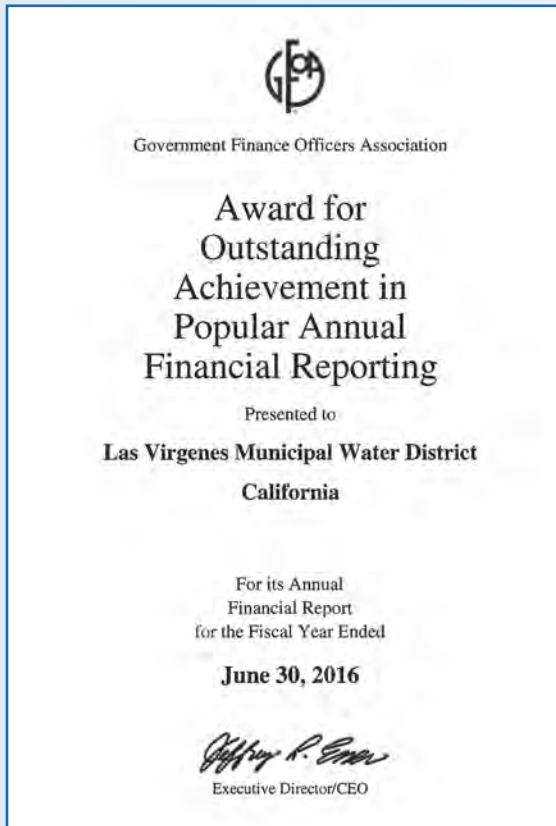


Long Term Debt

LVMWD maintains an “AA” rating from Standard & Poor’s for the refunding revenue bonds. One area that demonstrates the District’s financial strength and future borrowing capability is seen in its debt coverage ratio. Current bond covenants require that the debt coverage ratio must be greater than 1.10. The debt coverage ratio for FY 2016-17 was 2.90%.

Debt Coverage Ratio (In thousands of dollars)	FY 2017	FY 2016	Total Percent Change
Total Operating Revenues	\$ 18,613	\$ 17,398	6.98%
Total Operating Expenses (less depreciation)	\$ 10,614	\$ 10,260	3.45%
Net Earnings	\$ 7,999	\$ 7,138	12.06%
Maximum Annual Debt Service	\$ 2,756	\$ 2,739	0.62%
Debt Coverage Ratio*	2.9	2.61	11.37%

*Debt Coverage Ratio is calculated by dividing Net Earnings by Maximum Annual Debt Service.



In recent years, the District has been awarded the District Transparency Certificate of Excellence by the Special District Leadership Foundation and the Certificate of Achievement for Excellence in Financial Reporting by the Government Finance Officers Association (GFOA) of the United States and Canada for its CAFR and for its FY 2015-16 PAFR.

This document was developed for the web and electronic distribution.

This page left blank for printing purposes only.

This document was developed for the web and electronic distribution.

This page left blank for printing purposes only.



4232 Las Virgenes Road, Calabasas, CA 91302
LVMWD.com





Government Finance Officers Association

Award for
Outstanding
Achievement in
Popular Annual
Financial Reporting

Presented to

**Las Virgenes Municipal
Water District, California**

For its Annual
Financial Report
for the Fiscal Year Ended

June 30, 2017

Christopher P. Morrill

Executive Director/CEO